SANDVIK Coromant

2020

Herramientas rotativas de metal duro integral

FRESADO
TALADRADO
ROSCADO
ESCARIADO

Presentamos nuestros nuevos catálogos

El catálogo comprende tres volúmenes: Herramientas de torneado, Herramientas rotativas y Herramientas rotativas enterizas. En él presentamos más de 30.000 productos estándar.

Herramientas de torneado: torneado general, tronzado y ranurado, torneado de roscas, herramientas multifunción, portaherramientas y adaptadores para herramientas de torneado

Herramientas rotativas: fresado, taladrado, mandrinado y adaptadores para herramientas rotativas

Herramientas rotativas enterizas: fresado, taladrado, roscado con macho y escariado

Use las páginas de información general de los productos, situadas al principio de cada capítulo, para encontrar su área de interés. Una vez ahí, verá una referencia que le dirigirá a la página del producto que busca. Las referencias situadas al final de cada página de producto le indicarán productos e información relacionada, como portaherramientas, plaquitas y datos de corte.

Nuestra oferta completa, de alrededor de 50.000 productos estándar, está disponible en **www.sandvik.coromant.com/es**. Si, además, sus requisitos son extremadamente específicos, disponemos de una amplia gama de productos que pueden adaptarse a la medida de sus necesidades.

Por favor, visite www.sandvik.coromant.com/es para asegurarse de disponer de las mediciones y tolerancias más actuales; recibir datos de corte detallados; y pedir los productos y piezas de repuesto disponibles.

Explicación de los símbolos de referencia:

- Recomendaciones de tamaño de agujero
- Datos de corte
- Descripción de la calidad
- Explicación de los parámetros ISO 13399
- Clave de códigos
- Información del refrigerante
- Reacondicionamiento
- Información

- Primera elección
- Buena elección
- No disponible

Nuestra oferta de productos

Todo lo que hacemos tiene como objetivo optimizar los métodos de trabajo, la eficiencia y la productividad. Años de experiencia nos han enseñado que esto requiere soluciones diferentes para clientes y situaciones diferentes. Ya no existe el modelo global estandarizado. Como consecuencia, hemos desarrollado una oferta de herramientas rotativas enterizas dividida en tres categorías diferentes.

Versatile

Herramientas versátiles

Una gama completa de productos de alto rendimiento que ofrece una gran flexibilidad y rentabilidad.

Optimized

Herramientas optimizadas

Una exclusiva oferta de herramientas perfeccionadas a la medida de unos requisitos específicos que ofrecen una eficiencia, una rentabilidad y una duración extremas.

Customized

Herramientas personalizadas especiales

Herramientas Tailor Made y herramientas especiales de ingeniería avanzada diseñadas individualmente para satisfacer las más elevadas exigencias de rendimiento.

Cómo encontrar el producto

1. Seleccione el tipo de aplicación
2. Seleccione la sección de nuestra gama en función de sus requisitos

- Una herramienta diseñada para muchos materiales
- Una herramienta robusta compatible con múltiples aplicaciones
- Perfecta para producciones de lotes pequeños y variados

- Una herramienta diseñada para materiales específicos
- Una herramienta adaptada para una aplicación específica
- Perfecta para producciones de lotes medianos a grandes

- Una herramienta exclusiva, adaptada a la medida de su aplicación
- Conocimientos de aplicación avanzados y asesoramiento experto
- Una herramienta no disponible en la oferta estándar

A Fresado

B Taladrado

C Roscado

D Escariado

E Información general

Fresado

V

Versátiles

Fresa de ranurar enteriza CoroMill® Plura A10

Desbaste pesado A11-A24
Desbaste medio A25-A28
Desbaste con rompevirutas A29
Fresa de punta esférica para perfilado A31-A34
Fresado de chaflanes A35-A37

O

Optimizadas

Fresa de ranurar enteriza CoroMill® Plura A38

Fresado pesado A39-A52
Fresado lateral de alto avance A53-A64
Planeado de alto avance A65-A68
Fresado estable para múltiples operaciones A69-A80
Fresado de piezas duras A81-A84
Gran volumen de eliminación de viruta A85-A92
Desbaste con rompevirutas A93-A98
Acabado A99-A104
Micro-fresado A105
Fresa de ranurar de punta esférica para micro-fresado A107-A110
Fresa de ranurar de punta esférica para perfilado A111-A120
Aplicaciones de recanteado A121-A126
Fresado de roscas A127-A138
Desbaste de alta velocidad A139

Cabeza de metal duro enteriza CoroMill® 316 A141

Fresado pesado A142-A145
Fresado estable para múltiples operaciones A146-A149
Fresado lateral de alto avance A150
Planeado de alto avance A152-A154
Fresado con grandes cargas de viruta A155
Gran volumen de eliminación de viruta A157
Desbaste con rompevirutas A159
Perfilado A161-A163
Acabado A164-A166
Fresado de chaflanes A167-A170
Cabeza con cerámica soldada para desbaste de alta velocidad A171

Fresa para ranurar de metal duro CoroMill® 326 A173

Fresado de chaflanes A174
Fresado de roscas A175

C

Herramientas personalizadas especiales

E2

CoroMill® Plura - Optimizada

O
Optimized

Primera elección para acabado y desbaste optimizado con CoroMill® Plura

Ranurado de hasta 2xDc	Ranurado de hasta 1xDc	Fresado en escuadra pesado	Fresado en escuadra ligero ae hasta 0.25xDc	Fresado lateral de alto avance	Acabado	Planeado de alto avance	Herramienta	Página	Material
							Mecanizado pesado (HD) en acero	A40-A47	P K
							Mecanizado pesado (HD) en acero inoxidable	A48-A52	M
							Gran volumen de viruta (ALU)	A86-A92	N
							Múltiples operaciones estables (VFD) en aleaciones de Ni	A78-A80	S
							Fresado de piezas duras	A82-A84	P H
							Fresado lateral de alto avance (HFS) en acero	A54	P K
							Fresado lateral de alto avance (HFS) en acero inoxidable	A55-A58	M
							Fresado lateral de alto avance (HFS) en aleaciones de titanio	A59-A64	S
							Acabado (FSF)	A100-A104	P M K S H
							Planeado de alto avance (HFF)	A66-A68	P M K S H
							Desbaste de alta velocidad (CER) en aleaciones de Ni	A140	S

Símbolos de las operaciones

Fresado en escuadra	Aplicaciones de recanteado	Fresado de cavidades	Fresado de ranuras	Fresado en plunge	Mecanizado en rampa
Planeado	Fresado de perfiles	Fresado de roscas	Interpolación helicoidal	Achaflanado interior	Achaflanado exterior

CoroMill® Plura - Optimizada

	Fresado pesado			Fresado lateral de alto avance				Fresado estable para múltiples operaciones
Material	Para acero	Para acero	Para acero inoxidable	Para aleaciones de titanio	Para aleaciones con base de níquel	Para acero y acero inoxidable	Para acero inoxidable	Para aleaciones con base de níquel
Área de aplicación ISO	P K	P K	M S	S	S	P M K S	M S	S
D_c mm	6.00 - 25.00	2.00 - 25.00	6.00 - 25.00	4.00 - 32.00	4.00 - 25.00	2.00 - 25.00	2.00 - 25.00	2.00 - 16.00
D_c pulgadas	.250 - .750	.125 - .750	.250 - 750	.188 - 1.250	-	.250 - 1.000	–	
APMX/DC	2.10 - 2.50	2.10 - 2.50	2.10 - 2.50	2.10 - 2.50	2.10 - 2.50	1.80 - 4.00	1.80 - 3.50	1.90 - 2.40
ZEFP	5	4	4	4, 5, 6	4, 5	4	4	3, 4
RE mm	0.50 - 2.00	0.20 - 2.00	0.50 - 6.35	0.50 - 4.00	0.50 - 6.35	-	0.50 - 4.00	0.20 - 2.00
RE pulg.	.015 - .060	.015 - .060	.015 - .190	.030 - .120	-	-	-	-
CHW mm	0.10 - 0.25	-	0.10 - 0.25	-	-	0.15 - 0.20	0.15 - 0.20	0.10
CHW pulg.	.004 - .010	–	.004 - .010	–	–	.004 - .010	–	
Mango	Cilíndrico	Cilíndrico	Cilíndrico	Cilíndrico Weldon iLock	Cilíndrico Weldon iLock	Cilíndrico Weldon	Cilíndrico	Cilíndrico Weldon
BSG	COROMANT	COROMANT	COROMANT	COROMANT	COROMANT	COROMANTDIN 6527 L	DIN 6527 L	DIN 6527 L
Calidad	1730	1730	1740	1745	1710	1630, 1740	1640	1725
Refrigerante interior	✗	✗	✓	✓	✗	✗	✗	✓
Refrigerante exterior	✓	✓	✗	✓	✓	✓	✓	✓
Página	A40-A43	A44-A47	A48-A52	A59-A62	A63-A64	A54-A56	A57-A58	A78-A80

	Planeado de alto avance		Fresado de piezas duras	Gran volumen de eliminación de viruta		Acabado		Desbaste de alta velocidad
Material	Para acero inoxidable y acero templado con una dureza ≤ 63HRc	Para acero inoxidable y acero de dureza ≤ 48 HRc	Para acero templado con una dureza de 43≤ HRc ≤63	Para material no férreo	Para material no férreo con un contenido de silicio >9 %	Para acero templado con una dureza de 43≤ HRc ≤63	Para acero inoxidable y acero de dureza ≤ 48 HRc	Para aleaciones con base de níquel
Área de aplicación ISO	P H	P M K S	P H	N	N O	P H	P M K S	S
D_c mm	4.00 - 20.00	4.00 - 20.00	2.00 - 16.00	2.00 - 20.00	1.00 - 16.00	3.00 - 20.00	3.00 - 20.00	10.00 - 12.00
D_c pulgadas	–	–	.125 - .375	–	–	.250 - .750	.063 - .750	-
APMX/DC	2.25 - 2.75	1.00 - 2.75	1.00	1.00 - 4.10	1.00	1.80 - 4.50	1.90 - 2.80	0.75
ZEFP	4	4	2, 4	1, 2	2, 4	4, 6, 8, 10, 12, 14, 16	4, 5, 6, 8	4, 6
RE mm	0.50 - 2.00	0.50 - 2.00	0.20 - 3.00	0.15 - 2.50	-	0.50 - 2.00	–	1.50 - 6.00
RE pulg.	-	-	.031 - .063	-	-	-	.016 - .125	-
CHW mm	-	-	-	0.10 - 0.15	0.10 - 0.15	0.10 - 0.15	0.10 - 0.15	-
CHW pulg.	–	–	–	–	–	-	–	–
Mango	Cilíndrico	Cilíndrico	Cilíndrico	Cilíndrico	Cilíndrico	Cilíndrico	Cilíndrico	Cilíndrico
BSG	COROMANT	COROMANT DIN 6527 L	COROMANT	COROMANT DIN 6527 L	COROMANT	COROMANT DIN 6527 L	COROMANT DIN 6527 L	COROMANT
Calidad	1610	1620	1610	H10F, 1630	N20C	1610	1620	6060
Refrigerante interior	✗	✗	✗	✗	✗	✗	✗	✗
Refrigerante exterior	✓	✓	✓	✓	✓	✓	✓	✓
Página	A66	A67-A68	A82-A84	A86-A91	A92	A100-A101	A103-A104	A140

CoroMill® Plura - Optimizada

	Optimizada para desbaste en múltiples operaciones y condiciones de difícil evacuación de la viruta					Otras operaciones de fresado		
	Fresado estable para múltiples operaciones		Desbaste con rompevirutas			Micro-fresado	Fresa de ranurar de punta esférica para micro-fresado	
O								
Material	Para acero inoxidable y acero templado con una dureza ≤ 63HRc	Para acero inoxidable y acero de dureza ≤ 48 HRc	Para materiales ISO S	Para material no férreo	Para acero con una dureza ≤ 48 HRc	Para múltiples materiales de dureza ≤ 63 HRc	Para múltiples materiales de dureza ≤ 63 HRc	Para acero templado con una dureza de 43≤ HRc ≤63
Área de aplicación ISO	P H	P M K S	M S	N	P M K S	P M K N S H	P M K N S H	H
D_c mm	2.00 - 20.00	2.00 - 25.00	6.00 - 25.00	6.00 - 25.00	6.00 - 25.00	0.40 - 1.00	0.40 - 1.00	0.20 - 2.50
D_c pulgadas	.187 - .750	.187 - .750	–	–	–	–	–	–
APMX/DC	1.90 - 3.20	1.90 - 2.00	1.80 - 2.40	1.00 - 2.40	1.00 - 2.40	1.00	1.00	0.60 - 0.90
ZEFP	3, 4	3, 4, 5	4, 5	3	3, 4, 5, 6, 8	2	2	2
RE mm	0.50 - 4.00	0.20 - 6.35	–	–	0.35 - 4.00	–	0.20 - 0.50	0.10 - 1.25
RE pulg.	.016 - .063	.016 - .063	-	-	–	-	-	-
CHW mm	0.10 - 0.15	0.10 - 0.15	0.10 - 0.15	0.45 - 0.90	–	–	–	–
CHW pulg.	–	–	–	–	–	–	–	–
Mango	Cilíndrico	Cilíndrico Weldon iLock	Weldon	Cilíndrico	Cilíndrico Weldon	Cilíndrico	Cilíndrico	Cilíndrico
BSG	COROMANT	COROMANT DIN 6527 L	DIN 6527 L	COROMANT DIN 6527 L	DIN 6527 K DIN 6527 L	COROMANT	COROMANT	COROMANT
Calidad	1620	1620, 1630, 1640	1620	H10F	1640	1620	1620	1700
Refrigerante interior	✗	✓	✗	✗	✗	✗	✗	✗
Refrigerante exterior	✓	✓	✓	✓	✓	✓	✓	✓
Página	A70-A71	A72-A77	A94	A95	A96-A97	A106	A108-A109	A110

	Otras operaciones de fresado						Fresado de roscas	
	Fresa de ranurar de punta esférica para perfilado					Aplicaciones de recanteado	Roscas interiores	Roscas interiores y exteriores
O								
Material	Para material no férreo	Para material no férreo con un contenido de silicio >9 %	Para acero inoxidable y acero templado con una dureza ≤ 63HRc	Para acero templado con una dureza de 43≤ HRc ≤63	Para acero inoxidable y acero de dureza ≤ 48 HRc	Para materiales de composites	Formas de rosca: M 60°, MF 60°, MJ 60°, UN 60°, UNC/UNF 60°, NPT 60°, NPTF 60°	Forma de rosca: G
Área de aplicación ISO	N	N O	P M K S H	P H	P M K N S H	O	P M K N S H O	P M K N S H
D_c mm	2.00 - 16.00	1.00 - 12.00	1.00 - 16.00	1.00 - 16.00	4.00 - 16.00	4.00 - 16.00	1.20 - 25.00	–
D_c pulgadas	–	–	.063 - .500	.063 - .500	–	.250 - .625	.053 - .783	.236 - .984
APMX/DC	1.30 - 3.00	1.70 - 3.00	1.00 - 2.00	1.50 - 1.70	1.40 - 10.00	2.50 - 3.00	-	-
ZEFP	2	2	2	2, 4	2, 3, 4	5, 6, 7, 9, 11	3, 4, 5, 6	3, 4, 5
RE mm	1.00 - 8.00	0.50 - 6.00	0.50 - 8.00	0.50 - 8.00	2.00 - 8.00	–	–	–
RE pulg.	–	–	.031 - .250	.031 - .250	–	–	–	–
CHW mm	–	–	–	–	–	–	–	–
CHW pulg.	–	–	–	–	–	–	–	–
Mango	Cilíndrico	Cilíndrico	Cilíndrico	Cilíndrico	Cilíndrico	Cilíndrico	Cilíndrico Weldon	Weldon
BSG	COROMANT	COROMANT	COROMANT	COROMANT	COROMANT	COROMANT	COROMANT	COROMANT
Calidad	H10F	N20C	1610, 1620, P10	1700, 1610	1620, 1630	O10A, 1630, O12M, O10M	1630, 1620, H07F, 1610	1630
Refrigerante interior	✗	✗	✗	✗	✗	✗	✓	✗
Refrigerante exterior	✓	✓	✓	✓	✓	✓	✓	✓
Página	A112-A113	A114	A115-A116	A118-A120	A117	A122-A126	A128-A131	A138

CoroMill® Plura - Versátil

V
Versatile

Primera elección para acabado y desbaste versátil con CoroMill® Plura

Ranurado de hasta 1xDc	Ranurado de hasta 0.5xDc	Fresado en escuadra pesado	Acabado	Herramienta	Página	Material
■	■			Desbaste pesado (dos canales)	A12-A24	P M K S
	■	■		Desbaste pesado (tres canales)	A12-A24	P M K S
	■	■	■	Desbaste medio (cuatro canales)	A27-A28	P M K S

Símbolos de las operaciones

Fresado en escuadra	Aplicaciones de recanteado	Fresado de cavidades 	Fresado de ranuras 	Fresado en plunge	Mecanizado en rampa
Planeado 	Fresado de perfiles 	Fresado de roscas 	Interpolación helicoidal	Achaflanado interior 	Achaflanado exterior 

CoroMill® Plura - Versátil

	Desbaste pesado	Desbaste medio	Desbaste con rompevirutas	Fresa de punta esférica para perfilado	Fresado de chaflanes
V					
Material	Para múltiples materiales de dureza ≤ 48 HRc	Para múltiples materiales de dureza ≤ 48 HRc	Para múltiples materiales de dureza ≤ 48 HRc	Para múltiples materiales de dureza ≤ 48 HRc	Para múltiples materiales de dureza ≤ 48 HRc
Área de aplicación ISO	P M K S	P M K S	P M K S	P M K S	P M K N S H
D_c mm D_c pulgadas	1.00 - 25.00 .125 - 1.000	2.00 - 25.00 .125 - 1.000	6.00 - 20.00 .250 - 1.000	1.00 - 20.00 .063 - .750	1.00 - 8.00 .047 - .248
APMX/DC	1.0 - 4.8	1.4 - 3.7	1.8 - 3.4	1.4 - 3.0	0.1 - 0.8
ZEFP	2, 3, 4	3, 4	4	2, 4	2, 3, 4, 5, 6
RE mm RE pulg.	- -	- -	- -	0.50 - 10.00 .031 - .375	- -
CHW mm CHW pulg.	0.00 - 0.30 .000 - .012	0.00 - 0.20 .000 - .010	0.35 - 0.63 .014 - .031	- -	- -
Mango	Cilíndrico Weldon	Weldon	Cilíndrico Weldon	Cilíndrico	Cilíndrico
BSG	DIN 6527 K DIN 6527 L COROMANT	DIN 6527 L	DIN 6527 L COROMANT	COROMANT	COROMANT
Calidad	1630	1620, 1630	1640	1620, 1630	1620
Refrigerante interior	✗	✗	✗	✗	✗
Refrigerante exterior	✓	✓	✓	✓	✓
Página	A12-A24	A26-A28	A30	A32-A34	A36-A37

CoroMill® 316

O
Optimized

Primera elección para desbaste y acabado con CoroMill® 316

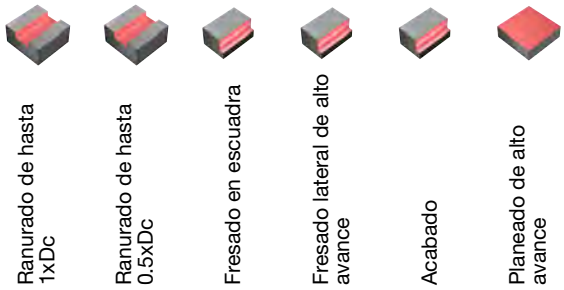

Herramienta	Página	Material
Mecanizado pesado (HD) para acero y acero inoxidable	A143-A145	P M
Múltiples operaciones estables (VFD)	A147-A149	P M
Gran volumen de viruta (ALU)	A158	N
Fresado lateral de alto avance (HFS) en aleaciones de titanio	A151	S
Acabado (FSF)	A165-A166	P M
Planeado de alto avance (HFF)	A153-A154	P M
Desbaste de alta velocidad (CER) en aleaciones de Ni	A172	S

Símbolos de las operaciones

Fresado en escuadra	Aplicaciones de recanteado	Fresado de cavidades 	Fresado de ranuras 	Fresado en plunge	Mecanizado en rampa
Planeado 	Fresado de perfiles 	Fresado de roscas 	Interpolación helicoidal	Achaflanado interior 	Achaflanado exterior 

CoroMill® 316

	Fresado pesado	Fresado lateral de gran avance	Fresado estable para múltiples operaciones	Desbaste de alta velocidad	Planeado de alto avance	Fresado con grandes cargas de viruta
Material	Para acero inoxidable y acero de dureza ≤ 48 HRc	Para aleaciones de titanio	Para múltiples materiales de dureza ≤ 48 HRc	Para aleaciones con base de níquel	Para múltiples materiales de dureza ≤ 48 HRc	Para múltiples materiales de dureza ≤ 48 HRc
Área de aplicación ISO	P M K S	S	P M K S	S	P M K S	P M K S
D_c mm	10.00 - 25.00	10.00 - 25.00	10.00 - 25.00	10.00 - 12.00	10.00 - 25.00	10.00 - 16.00
D_c pulgadas	.375 - 1.000	.375 - 1.000	.375 - 1.000	-	.375 - .750	-
APMX/DC	1.20	1.50	0.52 - 0.63	0.58 - 0.70	0.52 - 0.60	0.80 - 0.84
DCX mm	-	-	-	-	-	-
DCX pulg.	-	-	-	-	-	-
CHW mm	0.15 - 0.25	-	-	-	-	-
CHW pulg.	-	-	-	-	-	-
RE mm	0.50 - 4.00	0.50 - 4.00	0.50 - 4.00	2.00	1.50 - 3.00	0.50 - 3.00
RE pulg.	.015 - .250	.030 - .120	.015 - .250	-	.060 - .080	-
ZEFP	4	6	3, 4, 5	4, 6	3, 4, 5	2
KAPR	-	-	-	-	-	-
Mango	Coromant EH	Coromant EH	Coromant EH	Coromant EH	Coromant EH	Coromant EH
BSG	COROMANT	COROMANT	COROMANT	COROMANT	COROMANT	COROMANT
Calidad	1730	1745	1730	6060	1730	1730
Refrigerante interior	✗	✗	✓	✗	✓	✗
Refrigerante exterior	✓	✓	✓	✓	✓	✓
Página	A143-A145	A151	A147-A149	A172	A153-A154	A156

	Gran volumen de eliminación de viruta	Desbaste con rompevirutas	Perfilado	Acabado	Fresado de chaflanes
Material	Para material no férreo	Para múltiples materiales de dureza ≤ 48 HRc	Para múltiples materiales de dureza ≤ 48 HRc	Para múltiples materiales de dureza ≤ 48 HRc	Para múltiples materiales de dureza ≤ 48 HRc
Área de aplicación ISO	N	P M K S	P M K S	P M K S	P M K S
D_c mm	10.00 - 25.00	10.00 - 25.00	10.00 - 25.00	10.00 - 25.00	1.50 - 8.00
D_c pulgadas	-	.375 - 1.000	.375 - 1.000	.375 - 1.000	.059 - .276
APMX/DC	0.52 - 0.55	0.52 - 0.56	0.52 - 0.56	0.52 - 0.56	0.52 - 0.56
DCX mm	-	-	-	-	10.00 - 25.00
DCX pulg.	-	-	-	-	.375 - .750
CHW mm	0.10 - 0.15	-	-	0.10 - 0.15	-
CHW pulg.	-	-	-	-	-
RE mm	1.00 - 4.00	0.40	5.00 - 12.50	1.00 - 1.50	-
RE pulg.	-	.016 - .062	.187 - .500	.015 - .062	-
ZEFP	3	4, 5, 6, 8	2, 4	6, 8, 10, 12	2, 4, 6, 8
KAPR	-	-	-	-	15°, 30°, 45°, 49°,60°
Mango	Coromant EH	Coromant EH	Coromant EH	Coromant EH	Coromant EH
BSG	COROMANT	COROMANT	COROMANT	COROMANT	COROMANT
Calidad	H10F	1730	1730	1730	1730
Refrigerante interior	✗	✗	✗	✗	✗
Refrigerante exterior	✓	✓	✓	✓	✓
Página	A158	A160	A162-A163	A165-A166	A168-A170

CoroMill® Plura - Versátil

Fresas de ranurar de alto rendimiento con una gran flexibilidad y rentabilidad

Herramientas **versátiles** desarrolladas para un rendimiento elevado y un mecanizado seguro en materiales, aplicaciones, tamaños y formas de componente diferentes, que ofrecen un máximo aprovechamiento de la máquina.

V C

Aplicación

- Desbaste pesado
- Desbaste medio
- Desbaste con rompevirutas
- Perfilado
- Fresado de chaflanes

Área de aplicación ISO:

P M K N S H

Para conseguir el mayor rendimiento de la máquina en múltiples componentes y producciones variables, necesita herramientas de la máxima precisión, tenacidad y versatilidad. Cuando contar con un mecanizado preciso, estable y rentable es clave, una fresa CoroMill Plura versátil es su primera elección.

www.sandvik.coromant.com/coromillplura

Gama de productos

- Calidades selectas de nivel avanzado para todos los materiales y condiciones
- Geometrías robustas de diseño inteligente que se adaptan a las diferentes aplicaciones de fresado
- Opciones de mango cilíndrico y Weldon
- Formas de herramienta rectas, con y sin filo rompevirutas
- Herramientas de punta esférica y achaflanado
- Puede reacondicionarse hasta tres veces a su especificación original

E14

SANDVIK Coromant

SPA

Fresa de ranurar de metal duro enteriza CoroMill® Plura para desbaste pesado

Cuándo utilizarla

Dos o tres canales

Chaveteros

Canales diseñados para ofrecer espacio para la viruta

Relieves diseñados para dar estabilidad

Cuatro canales

Más estabilidad gracias al núcleo de mayor tamaño

Óptima en fresado en escuadra

Material ISO	P	M	K	N	S
Calidad	1630	1620			
Mango	Cilíndrico	Weldon			

Fresa de ranurar de metal duro enteriza CoroMill® Plura para desbaste pesado

Para múltiples materiales de dureza ≤ 48 HRc

FHA 30°
BSG DIN 6527 K
TCDCON h6



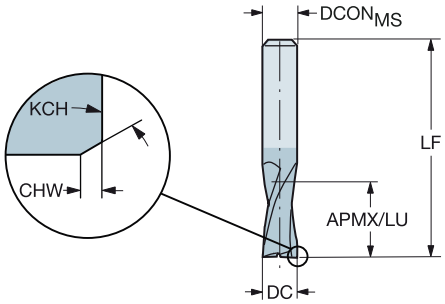

Versión métrica

DC	CZCMS	APMX	CHW	KCH	LU	ZEFP	Código de pedido	P 1630	M 1630	K 1630	S 1630	Dimensiones, mm DCONMS	LF
1.0	3	3.5			3.5	2	1P220-0100-XA	★	★	★	★	3.0	38.0
1.5	3	3.5			3.5	2	1P220-0150-XA	★	★	★	★	3.0	38.0
1.8	6	3.5			3.5	2	1P220-0180-XA	★	★	★	★	6.0	50.0
2.0	6	3.5			3.5	2	1P220-0200-XA	★	★	★	★	6.0	50.0
2.5	6	3.5	0.08	45°	3.5	2	1P220-0250-XA	★	★	★	★	6.0	50.0
2.8	6	4.5	0.08	45°	4.5	2	1P220-0280-XA	★	★	★	★	6.0	50.0
3.0	6	4.5	0.08	45°	4.5	2	1P220-0300-XA	★	★	★	★	6.0	50.0
3.5	6	4.5	0.08	45°	4.5	2	1P220-0350-XA	★	★	★	★	6.0	50.0
3.8	6	5.5	0.08	45°	5.5	2	1P220-0380-XA	★	★	★	★	6.0	54.0
4.0	6	5.5	0.13	45°	5.5	2	1P220-0400-XA	★	★	★	★	6.0	54.0
4.5	6	5.5	0.13	45°	5.5	2	1P220-0450-XA	★	★	★	★	6.0	54.0
4.8	6	6.5	0.13	45°	6.5	2	1P220-0480-XA	★	★	★	★	6.0	54.0
5.0	6	6.5	0.13	45°	6.5	2	1P220-0500-XA	★	★	★	★	6.0	54.0
5.8	6	7.5	0.13	45°	7.5	2	1P220-0575-XA	★	★	★	★	6.0	54.0
6.0	6	7.5	0.13	45°	7.5	2	1P220-0600-XA	★	★	★	★	6.0	54.0
6.8	8	8.5	0.13	45°	8.5	2	1P220-0675-XA	★	★	★	★	8.0	58.0
7.0	8	8.5	0.13	45°	8.5	2	1P220-0700-XA	★	★	★	★	8.0	58.0
7.8	8	9.5	0.13	45°	9.5	2	1P220-0775-XA	★	★	★	★	8.0	58.0
8.0	8	9.5	0.20	45°	9.5	2	1P220-0800-XA	★	★	★	★	8.0	58.0
9.0	10	10.5	0.20	45°	10.5	2	1P220-0900-XA	★	★	★	★	10.0	66.0
9.7	10	11.5	0.20	45°	11.5	2	1P220-0970-XA	★	★	★	★	10.0	66.0
10.0	10	11.5	0.20	45°	11.5	2	1P220-1000-XA	★	★	★	★	10.0	66.0
12.0	12	12.5	0.20	45°	12.5	2	1P220-1200-XA	★	★	★	★	12.0	73.0
14.0	14	14.5	0.20	45°	14.5	2	1P220-1400-XA	★	★	★	★	14.0	75.0
16.0	16	16.5	0.20	45°	16.5	2	1P220-1600-XA	★	★	★	★	16.0	82.0
18.0	18	18.5	0.20	45°	18.5	2	1P220-1800-XA	★	★	★	★	18.0	84.0
20.0	20	20.5	0.30	45°	20.5	2	1P220-2000-XA	★	★	★	★	20.0	92.0

Versión en pulgadas

DC	CZCMS	APMX	CHW	KCH	LU	ZEFP	Código de pedido	P 1630	M 1630	K 1630	S 1630	Dimensiones, pulg. DCONMS	LF
.125	1/8	.172	.003	45°	.172	2	1P220-0318-XA	★	★	★	★	.125	1.500
.188	3/16	.250	.005	45°	.250	2	1P220-0476-XA	★	★	★	★	.188	2.000
.250	1/4	.313	.005	45°	.313	2	1P220-0635-XA	★	★	★	★	.250	2.000
.375	3/8	.469	.008	45°	.469	2	1P220-0953-XA	★	★	★	★	.375	2.500
.500	1/2	.625	.008	45°	.625	2	1P220-1270-XA	★	★	★	★	.500	3.000
.625	5/8	.750	.008	45°	.750	2	1P220-1588-XA	★	★	★	★	.625	3.000
.750	3/4	1.000	.012	45°	1.000	2	1P220-1905-XA	★	★	★	★	.750	4.000
1.000	1	1.250	.012	45°	1.250	2	1P220-2540-XA	★	★	★	★	1.000	4.000

A176 A194 E9 E22 E14

Fresa de ranurar de metal duro enteriza CoroMill® Plura para desbaste pesado

Para múltiples materiales de dureza ≤ 48 HRc

FHA 30°
BSG DIN 6527 K
TCDCON h6



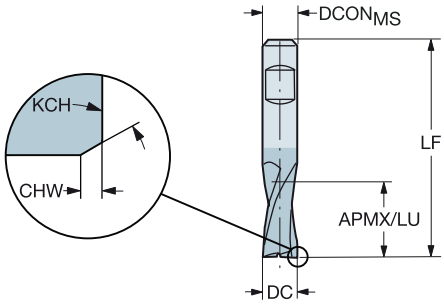

Versión métrica

DC	CZCMS	APMX	CHW	KCH	LU	ZEFP	Código de pedido	P 1630	M 1630	K 1630	S 1630	Dimensiones, mm DCONMS	LF
1.8	6	3.5			3.5	2	1P220-0180-XB	★	★	★	★	6.0	50.0
2.0	6	3.5			3.5	2	1P220-0200-XB	★	★	★	★	6.0	50.0
2.5	6	3.5	0.08	45°	3.5	2	1P220-0250-XB	★	★	★	★	6.0	50.0
2.8	6	4.5	0.08	45°	4.5	2	1P220-0280-XB	★	★	★	★	6.0	50.0
3.0	6	4.5	0.08	45°	4.5	2	1P220-0300-XB	★	★	★	★	6.0	50.0
3.5	6	4.5	0.08	45°	4.5	2	1P220-0350-XB	★	★	★	★	6.0	50.0
3.8	6	5.5	0.08	45°	5.5	2	1P220-0380-XB	★	★	★	★	6.0	54.0
4.0	6	5.5	0.13	45°	5.5	2	1P220-0400-XB	★	★	★	★	6.0	54.0
4.8	6	6.5	0.13	45°	6.5	2	1P220-0480-XB	★	★	★	★	6.0	54.0
5.0	6	6.5	0.13	45°	6.5	2	1P220-0500-XB	★	★	★	★	6.0	54.0
5.8	6	7.5	0.13	45°	7.5	2	1P220-0575-XB	★	★	★	★	6.0	54.0
6.0	6	7.5	0.13	45°	7.5	2	1P220-0600-XB	★	★	★	★	6.0	54.0
6.8	8	8.5	0.13	45°	8.5	2	1P220-0675-XB	★	★	★	★	8.0	58.0
7.0	8	8.5	0.13	45°	8.5	2	1P220-0700-XB	★	★	★	★	8.0	58.0
7.8	8	9.5	0.13	45°	9.5	2	1P220-0775-XB	★	★	★	★	8.0	58.0
8.0	8	9.5	0.20	45°	9.5	2	1P220-0800-XB	★	★	★	★	8.0	58.0
9.0	10	10.5	0.20	45°	10.5	2	1P220-0900-XB	★	★	★	★	10.0	66.0
9.7	10	11.5	0.20	45°	11.5	2	1P220-0970-XB	★	★	★	★	10.0	66.0
10.0	10	11.5	0.20	45°	11.5	2	1P220-1000-XB	★	★	★	★	10.0	66.0
11.7	12	12.5	0.20	45°	12.5	2	1P220-1170-XB	★	★	★	★	12.0	73.0
12.0	12	12.5	0.20	45°	12.5	2	1P220-1200-XB	★	★	★	★	12.0	73.0
13.7	14	14.5	0.20	45°	14.5	2	1P220-1370-XB	★	★	★	★	14.0	75.0
14.0	14	14.5	0.20	45°	14.5	2	1P220-1400-XB	★	★	★	★	14.0	75.0
15.7	16	16.5	0.20	45°	16.5	2	1P220-1570-XB	★	★	★	★	16.0	82.0
16.0	16	16.5	0.20	45°	16.5	2	1P220-1600-XB	★	★	★	★	16.0	82.0
17.7	18	18.5	0.20	45°	18.5	2	1P220-1770-XB	★	★	★	★	18.0	84.0
18.0	18	18.5	0.20	45°	18.5	2	1P220-1800-XB	★	★	★	★	18.0	84.0
19.7	20	20.5	0.30	45°	20.5	2	1P220-1970-XB	★	★	★	★	20.0	92.0
20.0	20	20.5	0.30	45°	20.5	2	1P220-2000-XB	★	★	★	★	20.0	92.0

A176 A194 E9 E22 E14

Fresa de ranurar de metal duro enteriza CoroMill® Plura para desbaste pesado

Para múltiples materiales de dureza ≤ 48 HRc

FHA	30°
BSG	DIN 6527 K
TCDC	e8
TCDCON	h6

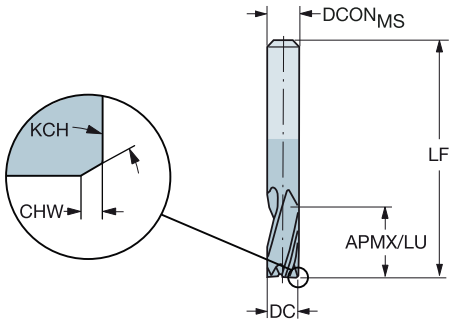

Versión métrica

DC	CZC_{MS}	APMX	CHW	KCH	LU	ZEFP	Código de pedido	P 1630	M 1630	K 1630	S 1630	Dimensiones, mm $DCON_{MS}$	LF
1.0	3	3.5			3.5	3	1P221-0100-XA	★	★	★	★	3.0	38.0
1.5	3	3.5			3.5	3	1P221-0150-XA	★	★	★	★	3.0	38.0
1.8	6	3.5			3.5	3	1P221-0180-XA	★	★	★	★	6.0	50.0
2.0	6	3.5			3.5	3	1P221-0200-XA	★	★	★	★	6.0	50.0
2.5	6	3.5	0.08	45°	3.5	3	1P221-0250-XA	★	★	★	★	6.0	50.0
2.8	6	4.5	0.08	45°	4.5	3	1P221-0280-XA	★	★	★	★	6.0	50.0
3.0	6	4.5	0.08	45°	4.5	3	1P221-0300-XA	★	★	★	★	6.0	50.0
3.5	6	4.5	0.08	45°	4.5	3	1P221-0350-XA	★	★	★	★	6.0	50.0
3.8	6	5.5	0.08	45°	5.5	3	1P221-0380-XA	★	★	★	★	6.0	54.0
4.0	6	5.5	0.13	45°	5.5	3	1P221-0400-XA	★	★	★	★	6.0	54.0
4.5	6	5.5	0.13	45°	5.5	3	1P221-0450-XA	★	★	★	★	6.0	54.0
4.8	6	6.5	0.13	45°	6.5	3	1P221-0480-XA	★	★	★	★	6.0	54.0
5.0	6	6.5	0.13	45°	6.5	3	1P221-0500-XA	★	★	★	★	6.0	54.0
5.8	6	7.5	0.13	45°	7.5	3	1P221-0575-XA	★	★	★	★	6.0	54.0
6.0	6	7.5	0.13	45°	7.5	3	1P221-0600-XA	★	★	★	★	6.0	54.0
6.8	8	8.5	0.13	45°	8.5	3	1P221-0675-XA	★	★	★	★	8.0	58.0
7.0	8	8.5	0.13	45°	8.5	3	1P221-0700-XA	★	★	★	★	8.0	58.0
7.8	8	9.5	0.13	45°	9.5	3	1P221-0775-XA	★	★	★	★	8.0	58.0
8.0	8	9.5	0.20	45°	9.5	3	1P221-0800-XA	★	★	★	★	8.0	58.0
9.0	10	10.5	0.20	45°	10.5	3	1P221-0900-XA	★	★	★	★	10.0	66.0
9.7	10	11.5	0.20	45°	11.5	3	1P221-0970-XA	★	★	★	★	10.0	66.0
10.0	10	11.5	0.20	45°	11.5	3	1P221-1000-XA	★	★	★	★	10.0	66.0
12.0	12	12.5	0.20	45°	12.5	3	1P221-1200-XA	★	★	★	★	12.0	73.0
14.0	14	14.5	0.20	45°	14.5	3	1P221-1400-XA	★	★	★	★	14.0	75.0
16.0	16	16.5	0.20	45°	16.5	3	1P221-1600-XA	★	★	★	★	16.0	82.0
18.0	18	18.5	0.20	45°	18.5	3	1P221-1800-XA	★	★	★	★	18.0	84.0
20.0	20	20.5	0.30	45°	20.5	3	1P221-2000-XA	★	★	★	★	20.0	92.0

A176 A194 E9 E22 E14

Fresa de ranurar de metal duro enteriza CoroMill® Plura para desbaste pesado

Para múltiples materiales de dureza ≤ 48 HRc

FHA	30°
BSG	DIN 6527 K
TCDC	e8
TCDCON	h6

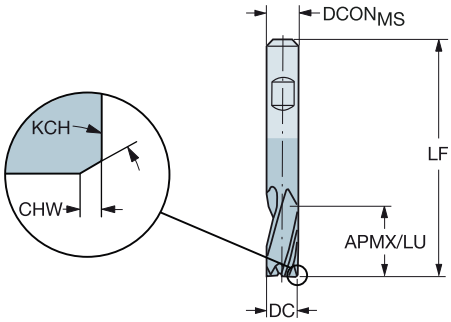

Versión métrica

DC	CZC_{MS}	APMX	CHW	KCH	LU	ZEFP	Código de pedido	P 1630	M 1630	K 1630	S 1630	Dimensiones, mm $DCON_{MS}$	LF
1.8	6	3.5			3.5	3	1P221-0180-XB	★	★	★	★	6.0	50.0
2.0	6	3.5			3.5	3	1P221-0200-XB	★	★	★	★	6.0	50.0
2.5	6	3.5	0.08	45°	3.5	3	1P221-0250-XB	★	★	★	★	6.0	50.0
2.8	6	4.5	0.08	45°	4.5	3	1P221-0280-XB	★	★	★	★	6.0	50.0
3.0	6	4.5	0.08	45°	4.5	3	1P221-0300-XB	★	★	★	★	6.0	50.0
3.5	6	4.5	0.08	45°	4.5	3	1P221-0350-XB	★	★	★	★	6.0	50.0
3.8	6	5.5	0.08	45°	5.5	3	1P221-0380-XB	★	★	★	★	6.0	54.0
4.0	6	5.5	0.13	45°	5.5	3	1P221-0400-XB	★	★	★	★	6.0	54.0
4.5	6	5.5	0.13	45°	5.5	3	1P221-0450-XB	★	★	★	★	6.0	54.0
4.8	6	6.5	0.13	45°	6.5	3	1P221-0480-XB	★	★	★	★	6.0	54.0
5.0	6	6.5	0.13	45°	6.5	3	1P221-0500-XB	★	★	★	★	6.0	54.0
5.8	6	7.5	0.13	45°	7.5	3	1P221-0575-XB	★	★	★	★	6.0	54.0
6.0	6	7.5	0.13	45°	7.5	3	1P221-0600-XB	★	★	★	★	6.0	54.0
6.8	8	8.5	0.13	45°	8.5	3	1P221-0675-XB	★	★	★	★	8.0	58.0
7.0	8	8.5	0.13	45°	8.5	3	1P221-0700-XB	★	★	★	★	8.0	58.0
7.8	8	9.5	0.13	45°	9.5	3	1P221-0775-XB	★	★	★	★	8.0	58.0
8.0	8	9.5	0.20	45°	9.5	3	1P221-0800-XB	★	★	★	★	8.0	58.0
9.0	10	10.5	0.20	45°	10.5	3	1P221-0900-XB	★	★	★	★	10.0	66.0
9.7	10	11.5	0.20	45°	11.5	3	1P221-0970-XB	★	★	★	★	10.0	66.0
10.0	10	11.5	0.20	45°	11.5	3	1P221-1000-XB	★	★	★	★	10.0	66.0
11.7	12	12.5	0.20	45°	12.5	3	1P221-1170-XB	★	★	★	★	12.0	73.0
12.0	12	12.5	0.20	45°	12.5	3	1P221-1200-XB	★	★	★	★	12.0	73.0
13.7	14	14.5	0.20	45°	14.5	3	1P221-1370-XB	★	★	★	★	14.0	75.0
14.0	14	14.5	0.20	45°	14.5	3	1P221-1400-XB	★	★	★	★	14.0	75.0
15.7	16	16.5	0.20	45°	16.5	3	1P221-1570-XB	★	★	★	★	16.0	82.0
16.0	16	16.5	0.20	45°	16.5	3	1P221-1600-XB	★	★	★	★	16.0	82.0
17.7	18	18.5	0.20	45°	18.5	3	1P221-1770-XB	★	★	★	★	18.0	84.0
18.0	18	18.5	0.20	45°	18.5	3	1P221-1800-XB	★	★	★	★	18.0	84.0
19.7	20	20.5	0.30	45°	20.5	3	1P221-1970-XB	★	★	★	★	20.0	92.0
20.0	20	20.5	0.30	45°	20.5	3	1P221-2000-XB	★	★	★	★	20.0	92.0

A176 A194 E9 E22 E14

Fresa de ranurar de metal duro enteriza CoroMill® Plura para desbaste pesado

Para múltiples materiales de dureza ≤ 48 HRc

	1P222-XA	1P222-XB
FHA	35°	35°
BSG	DIN 6527 K	DIN 6527 K
TCDC	h10	h10
TCDCON	h6	h6

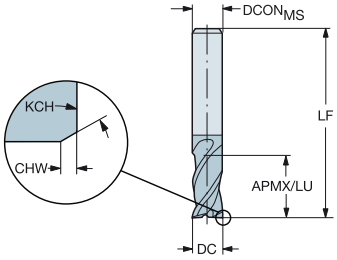

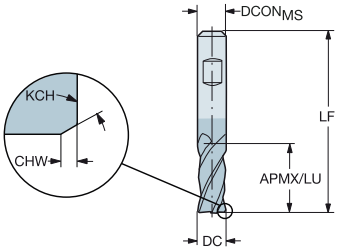

Versión métrica

DC	CZC_{MS}	APMX	CHW	KCH	LU	ZEFP	Código de pedido	P 1630	M 1630	K 1630	S 1630	Dimensiones, mm $DCON_{MS}$	LF
2.0	6	4.5			4.5	4	1P222-0200-XB	★	★	★	★	6.0	50.0
	6	4.5			4.5	4	1P222-0200-XA	★	★	★	★	6.0	50.0
3.0	6	5.5	0.08	45°	5.0	4	1P222-0300-XB	★	★	★	★	6.0	50.0
	6	5.5	0.08	45°	5.5	4	1P222-0300-XA	★	★	★	★	6.0	50.0
4.0	6	8.5	0.13	45°	8.5	4	1P222-0400-XB	★	★	★	★	6.0	54.0
	6	8.5	0.13	45°	8.5	4	1P222-0400-XA	★	★	★	★	6.0	54.0
5.0	6	9.5	0.13	45°	9.5	4	1P222-0500-XB	★	★	★	★	6.0	54.0
	6	9.5	0.13	45°	9.5	4	1P222-0500-XA	★	★	★	★	6.0	54.0
6.0	6	10.5	0.13	45°	10.5	4	1P222-0600-XB	★	★	★	★	6.0	54.0
	6	10.5	0.13	45°	10.5	4	1P222-0600-XA	★	★	★	★	6.0	54.0
7.0	8	11.5	0.13	45°	11.5	4	1P222-0700-XA	★	★	★	★	8.0	58.0
8.0	8	12.5	0.13	45°	12.5	4	1P222-0800-XB	★	★	★	★	8.0	58.0
	8	12.5	0.13	45°	12.5	4	1P222-0800-XA	★	★	★	★	8.0	58.0
10.0	10	14.5	0.20	45°	14.5	4	1P222-1000-XB	★	★	★	★	10.0	66.0
	10	14.5	0.20	45°	14.5	4	1P222-1000-XA	★	★	★	★	10.0	66.0
12.0	12	16.5	0.20	45°	16.5	4	1P222-1200-XB	★	★	★	★	12.0	73.0
	12	16.5	0.20	45°	16.5	4	1P222-1200-XA	★	★	★	★	12.0	73.0
16.0	16	22.5	0.20	45°	22.5	4	1P222-1600-XB	★	★	★	★	16.0	82.0
	16	22.5	0.20	45°	22.5	4	1P222-1600-XA	★	★	★	★	16.0	82.0
20.0	20	26.5	0.30	45°	26.5	4	1P222-2000-XB	★	★	★	★	20.0	92.0
	20	26.5	0.30	45°	26.5	4	1P222-2000-XA	★	★	★	★	20.0	92.0
25.0	25	32.5	0.30	45°	32.5	4	1P222-2500-XA	★	★	★	★	25.0	121.0

A176 A194 E9 E22 E14

Fresa de ranurar de metal duro enteriza CoroMill® Plura para desbaste pesado

Para múltiples materiales de dureza ≤ 48 HRc

	1P230-XA	1P230-XB
FHA	30°	30°
BSG	DIN 6527 L	DIN 6527 L
TCDCON	h6	h6

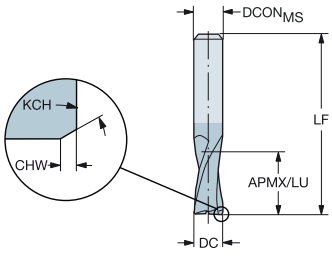

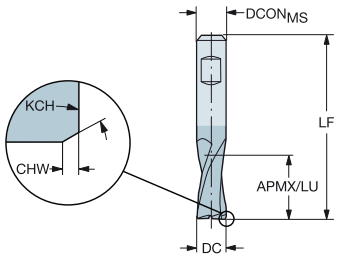

Versión métrica

DC	CZC_{MS}	APMX	CHW	KCH	LU	ZEFP	Código de pedido	P 1630	M 1630	K 1630	S 1630	Dimensiones, mm $DCON_{MS}$	LF
1.0	3	4.5			4.5	2	1P230-0100-XA	★	★	★	★	3.0	38.0
1.5	3	4.5			4.5	2	1P230-0150-XA	★	★	★	★	3.0	38.0
2.0	6	6.5			6.5	2	1P230-0200-XB	★	★	★	★	6.0	57.0
	6	6.5			6.5	2	1P230-0200-XA	★	★	★	★	6.0	57.0
2.5	6	7.5	0.08	45°	7.5	2	1P230-0250-XB	★	★	★	★	6.0	57.0
	6	7.5	0.08	45°	7.5	2	1P230-0250-XA	★	★	★	★	6.0	57.0
3.0	6	7.5	0.08	45°	7.5	2	1P230-0300-XB	★	★	★	★	6.0	57.0
	6	7.5	0.08	45°	7.5	2	1P230-0300-XA	★	★	★	★	6.0	57.0
3.5	6	7.5	0.08	45°	7.5	2	1P230-0350-XB	★	★	★	★	6.0	57.0
	6	7.5	0.08	45°	7.5	2	1P230-0350-XA	★	★	★	★	6.0	57.0
4.0	6	8.5	0.13	45°	8.5	2	1P230-0400-XB	★	★	★	★	6.0	57.0
	6	8.5	0.13	45°	8.5	2	1P230-0400-XA	★	★	★	★	6.0	57.0
4.5	6	8.5	0.13	45°	8.5	2	1P230-0450-XB	★	★	★	★	6.0	57.0
	6	8.5	0.13	45°	8.5	2	1P230-0450-XA	★	★	★	★	6.0	57.0
5.0	6	10.5	0.13	45°	10.5	2	1P230-0500-XB	★	★	★	★	6.0	57.0
	6	10.5	0.13	45°	10.5	2	1P230-0500-XA	★	★	★	★	6.0	57.0
6.0	6	10.5	0.13	45°	10.5	2	1P230-0600-XB	★	★	★	★	6.0	57.0
	6	10.5	0.13	45°	10.5	2	1P230-0600-XA	★	★	★	★	6.0	57.0
7.0	8	13.5	0.13	45°	13.5	2	1P230-0700-XB	★	★	★	★	8.0	63.0
	8	13.5	0.20	45°	13.5	2	1P230-0700-XA	★	★	★	★	8.0	63.0
8.0	8	16.5	0.20	45°	16.5	2	1P230-0800-XB	★	★	★	★	8.0	63.0
	8	16.5	0.20	45°	16.5	2	1P230-0800-XA	★	★	★	★	8.0	63.0
9.0	10	16.5	0.20	45°	16.5	2	1P230-0900-XB	★	★	★	★	10.0	72.0
	10	16.5	0.20	45°	16.5	2	1P230-0900-XA	★	★	★	★	10.0	72.0
10.0	10	19.5	0.20	45°	19.5	2	1P230-1000-XB	★	★	★	★	10.0	72.0
	10	19.5	0.20	45°	19.5	2	1P230-1000-XA	★	★	★	★	10.0	72.0
11.0	12	22.5	0.20	45°	22.5	2	1P230-1100-XB	★	★	★	★	12.0	83.0
	12	22.5	0.20	45°	22.5	2	1P230-1100-XA	★	★	★	★	12.0	83.0
12.0	12	22.5	0.20	45°	22.5	2	1P230-1200-XB	★	★	★	★	12.0	83.0
	12	22.5	0.20	45°	22.5	2	1P230-1200-XA	★	★	★	★	12.0	83.0
14.0	14	22.5	0.20	45°	22.5	2	1P230-1400-XB	★	★	★	★	14.0	83.0
	14	22.5	0.20	45°	22.5	2	1P230-1400-XA	★	★	★	★	14.0	83.0
16.0	16	26.5	0.20	45°	26.5	2	1P230-1600-XB	★	★	★	★	16.0	92.0
	16	26.5	0.20	45°	26.5	2	1P230-1600-XA	★	★	★	★	16.0	92.0
18.0	18	26.5	0.20	45°	26.5	2	1P230-1800-XB	★	★	★	★	18.0	92.0
	18	26.5	0.20	45°	26.5	2	1P230-1800-XA	★	★	★	★	18.0	92.0
20.0	20	32.5	0.30	45°	32.5	2	1P230-2000-XB	★	★	★	★	20.0	104.0
	20	32.5	0.30	45°	32.5	2	1P230-2000-XA	★	★	★	★	20.0	104.0

A176 A194 E9 E22 E14

Fresa de ranurar de metal duro enteriza CoroMill® Plura para desbaste pesado

Para múltiples materiales de dureza ≤ 48 HRc

FHA 30°
BSG DIN 6527 L
TCDCON h6

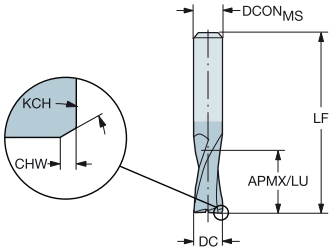

Versión en pulgadas

DC	CZC_{MS}	APMX	CHW	KCH	LU	ZEFP	Código de pedido	P 1630	M 1630	K 1630	S 1630	Dimensiones, pulg. $DCON_{MS}$	LF
.125	1/8	.313	.003	45°	.313	2	1P230-0318-XA	★	★	★	★	.125	1.500
.188	3/16	.406	.005	45°	.406	2	1P230-0476-XA	★	★	★	★	.188	2.000
.250	1/4	.453	.005	45°	.453	2	1P230-0635-XA	★	★	★	★	.250	2.500
.375	3/8	.687	.008	45°	.687	2	1P230-0953-XA	★	★	★	★	.375	2.500
.500	1/2	.937	.008	45°	.937	2	1P230-1270-XA	★	★	★	★	.500	3.000
.625	5/8	1.125	.008	45°	1.125	2	1P230-1588-XA	★	★	★	★	.625	3.500
.750	3/4	1.219	.012	45°	1.219	2	1P230-1905-XA	★	★	★	★	.750	4.000
1.000	1	1.625	.012	45°	1.625	2	1P230-2540-XA	★	★	★	★	1.000	5.000

A176 A194 E9 E22 E14

Fresa de ranurar de metal duro enteriza CoroMill® Plura para desbaste pesado

Para múltiples materiales de dureza ≤ 48 HRc

FHA	30°
BSG	DIN 6527 L
TCDCON	h6

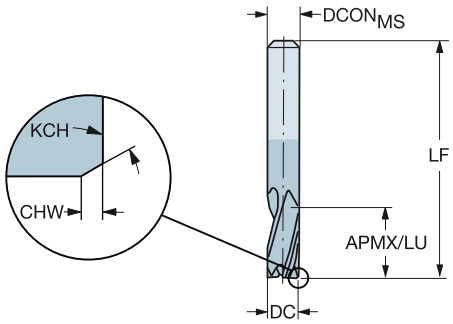

Versión métrica

DC	CZC$_{MS}$	APMX	CHW	KCH	LU	ZEFP	Código de pedido	P 1630	M 1630	K 1630	S 1630	Dimensiones, mm DCON$_{MS}$	LF
1.0	3	4.5			4.5	3	1P231-0100-XA	★	★	★	★	3.0	38.0
1.5	3	4.5			4.5	3	1P231-0150-XA	★	★	★	★	3.0	38.0
2.0	6	6.5			6.5	3	1P231-0200-XA	★	★	★	★	6.0	57.0
2.5	6	7.5	0.08	45°	7.5	3	1P231-0250-XA	★	★	★	★	6.0	57.0
3.0	6	7.5	0.08	45°	7.5	3	1P231-0300-XA	★	★	★	★	6.0	57.0
3.5	6	7.5	0.08	45°	7.5	3	1P231-0350-XA	★	★	★	★	6.0	57.0
4.0	6	8.5	0.13	45°	8.5	3	1P231-0400-XA	★	★	★	★	6.0	57.0
4.5	6	8.5	0.13	45°	8.5	3	1P231-0450-XA	★	★	★	★	6.0	57.0
5.0	6	10.5	0.13	45°	10.5	3	1P231-0500-XA	★	★	★	★	6.0	57.0
5.5	6	10.5	0.13	45°	10.5	3	1P231-0550-XA	★	★	★	★	6.0	57.0
6.0	6	10.5	0.13	45°	10.5	3	1P231-0600-XA	★	★	★	★	6.0	57.0
6.5	8	13.5	0.13	45°	13.5	3	1P231-0650-XA	★	★	★	★	8.0	63.0
7.0	8	13.5	0.13	45°	13.5	3	1P231-0700-XA	★	★	★	★	8.0	63.0
7.5	8	16.5	0.13	45°	16.5	3	1P231-0750-XA	★	★	★	★	8.0	63.0
8.0	8	16.5	0.20	45°	16.5	3	1P231-0800-XA	★	★	★	★	8.0	63.0
9.0	10	16.5	0.20	45°	16.5	3	1P231-0900-XA	★	★	★	★	10.0	72.0
10.0	10	19.5	0.20	45°	19.5	3	1P231-1000-XA	★	★	★	★	10.0	72.0
11.0	12	22.5	0.20	45°	22.5	3	1P231-1100-XA	★	★	★	★	12.0	83.0
12.0	12	22.5	0.20	45°	22.5	3	1P231-1200-XA	★	★	★	★	12.0	83.0
13.0	14	22.5	0.20	45°	22.5	3	1P231-1300-XA	★	★	★	★	14.0	83.0
14.0	14	22.5	0.20	45°	22.5	3	1P231-1400-XA	★	★	★	★	14.0	83.0
15.0	16	26.5	0.20	45°	26.5	3	1P231-1500-XA	★	★	★	★	16.0	92.0
16.0	16	26.5	0.20	45°	26.5	3	1P231-1600-XA	★	★	★	★	16.0	92.0
18.0	18	26.5	0.20	45°	26.5	3	1P231-1800-XA	★	★	★	★	18.0	92.0
20.0	20	32.5	0.30	45°	32.5	3	1P231-2000-XA	★	★	★	★	20.0	104.0

Versión en pulgadas

DC	CZC$_{MS}$	APMX	CHW	KCH	LU	ZEFP	Código de pedido	P 1630	M 1630	K 1630	S 1630	Dimensiones, pulg. DCON$_{MS}$	LF
.125	1/8	.313	.003	45°	.313	3	1P231-0318-XA	★	★	★	★	.125	1.500
.188	3/16	.406	.005	45°	.406	3	1P231-0476-XA	★	★	★	★	.188	2.000
.250	1/4	.453	.005	45°	.453	3	1P231-0635-XA	★	★	★	★	.250	2.500
.375	3/8	.687	.008	45°	.687	3	1P231-0953-XA	★	★	★	★	.375	2.500
.500	1/2	.937	.008	45°	.937	3	1P231-1270-XA	★	★	★	★	.500	3.000
.625	5/8	1.125	.008	45°	1.125	3	1P231-1588-XA	★	★	★	★	.625	3.500
.750	3/4	1.219	.012	45°	1.219	3	1P231-1905-XA	★	★	★	★	.750	4.000
1.000	1	1.625	.012	45°	1.625	3	1P231-2540-XA	★	★	★	★	1.000	5.000

A176 A194 E9 E22 E14

Fresa de ranurar de metal duro enteriza CoroMill® Plura para desbaste pesado

Para múltiples materiales de dureza ≤ 48 HRc

FHA 30°
BSG DIN 6527 L
TCDCON h6

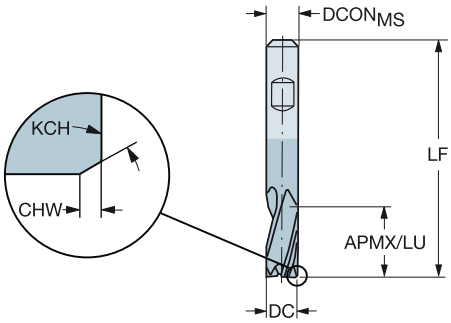

Versión métrica

DC	CZC_{MS}	APMX	CHW	KCH	LU	ZEFP	Código de pedido	P 1630	M 1630	K 1630	S 1630	Dimensiones, mm $DCON_{MS}$	LF
4.5	6	8.5	0.13	45°	8.5	3	1P231-0450-XB	★	★	★	★	6.0	57.0
5.0	6	10.5	0.13	45°	10.5	3	1P231-0500-XB	★	★	★	★	6.0	57.0
5.5	6	10.5	0.13	45°	10.5	3	1P231-0550-XB	★	★	★	★	6.0	57.0
6.0	6	10.5	0.13	45°	10.5	3	1P231-0600-XB	★	★	★	★	6.0	57.0
6.5	8	13.5	0.13	45°	13.5	3	1P231-0650-XB	★	★	★	★	8.0	63.0
7.0	8	13.5	0.13	45°	13.5	3	1P231-0700-XB	★	★	★	★	8.0	63.0
7.5	8	16.5	0.13	45°	16.5	3	1P231-0750-XB	★	★	★	★	8.0	63.0
8.0	8	16.5	0.20	45°	16.5	3	1P231-0800-XB	★	★	★	★	8.0	63.0
9.0	10	16.5	0.20	45°	16.5	3	1P231-0900-XB	★	★	★	★	10.0	72.0
10.0	10	19.5	0.20	45°	19.5	3	1P231-1000-XB	★	★	★	★	10.0	72.0
11.0	12	22.5	0.20	45°	22.5	3	1P231-1100-XB	★	★	★	★	12.0	83.0
12.0	12	22.5	0.20	45°	22.5	3	1P231-1200-XB	★	★	★	★	12.0	83.0
13.0	14	22.5	0.20	45°	22.5	3	1P231-1300-XB	★	★	★	★	14.0	83.0
14.0	14	22.5	0.20	45°	22.5	3	1P231-1400-XB	★	★	★	★	14.0	83.0
15.0	16	26.5	0.20	45°	26.5	3	1P231-1500-XB	★	★	★	★	16.0	92.0
16.0	16	26.5	0.20	45°	26.5	3	1P231-1600-XB	★	★	★	★	16.0	92.0
18.0	18	26.5	0.20	45°	26.5	3	1P231-1800-XB	★	★	★	★	18.0	92.0
20.0	20	32.5	0.30	45°	32.5	3	1P231-2000-XB	★	★	★	★	20.0	104.0

A176 A194 E9 E22 E14

SANDVIK Coromant

Fresa de ranurar de metal duro enteriza CoroMill® Plura para desbaste pesado

Para múltiples materiales de dureza ≤ 48 HRc

	1P240-XA	1P240-XB
FHA	35°	35°
BSG	DIN 6527 L	DIN 6527 L
TCDC	h10	h10
TCDCON	h6	h6

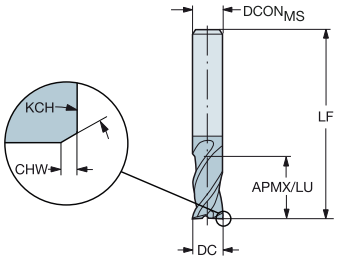

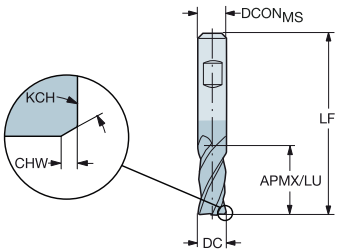

Versión métrica

DC	CZC$_{MS}$	APMX	CHW	KCH	LU	ZEFP	Código de pedido	P 1630	M 1630	K 1630	S 1630	Dimensiones, mm DCON$_{MS}$	LF
2.0	6	7.5			7.5	4	1P240-0200-XA	★	★	★	★	6.0	57.0
3.0	6	8.5	0.08	45°	8.5	4	1P240-0300-XA	★	★	★	★	6.0	57.0
3.5	6	10.5	0.08	45°	10.5	4	1P240-0350-XA	★	★	★	★	6.0	57.0
4.0	6	11.5	0.13	45°	11.5	4	1P240-0400-XB	★	★	★	★	6.0	57.0
	6	11.5	0.13	45°	11.5	4	1P240-0400-XA	★	★	★	★	6.0	57.0
4.5	6	11.5	0.13	45°	11.5	4	1P240-0450-XB	★	★	★	★	6.0	57.0
	6	11.5	0.13	45°	11.5	4	1P240-0450-XA	★	★	★	★	6.0	57.0
5.0	6	13.5	0.13	45°	13.5	4	1P240-0500-XB	★	★	★	★	6.0	57.0
	6	13.5	0.13	45°	13.5	4	1P240-0500-XA	★	★	★	★	6.0	57.0
5.5	6	13.5	0.13	45°	13.5	4	1P240-0550-XB	★	★	★	★	6.0	57.0
	6	13.5	0.13	45°	13.5	4	1P240-0550-XA	★	★	★	★	6.0	57.0
6.0	6	13.5	0.13	45°	13.5	4	1P240-0600-XB	★	★	★	★	6.0	57.0
	6	13.5	0.13	45°	13.5	4	1P240-0600-XA	★	★	★	★	6.0	57.0
6.5	8	16.5	0.13	45°	16.5	4	1P240-0650-XA	★	★	★	★	8.0	63.0
7.0	8	16.5	0.13	45°	16.5	4	1P240-0700-XB	★	★	★	★	8.0	63.0
	8	16.5	0.13	45°	16.5	4	1P240-0700-XA	★	★	★	★	8.0	63.0
8.0	8	19.5	0.13	45°	19.5	4	1P240-0800-XB	★	★	★	★	8.0	63.0
	8	19.5	0.13	45°	19.5	4	1P240-0800-XA	★	★	★	★	8.0	63.0
9.0	10	19.5	0.13	45°	19.5	4	1P240-0900-XA	★	★	★	★	10.0	72.0
10.0	10	22.5	0.20	45°	22.5	4	1P240-1000-XB	★	★	★	★	10.0	72.0
	10	22.5	0.20	45°	22.5	4	1P240-1000-XA	★	★	★	★	10.0	72.0
12.0	12	26.5	0.20	45°	26.5	4	1P240-1200-XB	★	★	★	★	12.0	83.0
	12	26.5	0.20	45°	26.5	4	1P240-1200-XA	★	★	★	★	12.0	83.0
14.0	14	26.5	0.20	45°	26.5	4	1P240-1400-XB	★	★	★	★	14.0	83.0
	14	26.5	0.20	45°	26.5	4	1P240-1400-XA	★	★	★	★	14.0	83.0
16.0	16	32.5	0.20	45°	32.5	4	1P240-1600-XB	★	★	★	★	16.0	92.0
	16	32.5	0.20	45°	32.5	4	1P240-1600-XA	★	★	★	★	16.0	92.0
18.0	18	32.5	0.20	45°	32.5	4	1P240-1800-XB	★	★	★	★	18.0	92.0
	18	32.5	0.20	45°	32.5	4	1P240-1800-XA	★	★	★	★	18.0	92.0
20.0	20	38.5	0.30	45°	38.5	4	1P240-2000-XB	★	★	★	★	20.0	104.0
	20	38.5	0.30	45°	38.5	4	1P240-2000-XA	★	★	★	★	20.0	104.0
25.0	25	45.5	0.30	45°	45.5	4	1P240-2500-XB	★	★	★	★	25.0	121.0
	25	45.5	0.30	45°	45.5	4	1P240-2500-XA	★	★	★	★	25.0	121.0

Versión en pulgadas

DC	CZC$_{MS}$	APMX	CHW	KCH	LU	ZEFP	Código de pedido	P 1630	M 1630	K 1630	S 1630	Dimensiones, pulg. DCON$_{MS}$	LF
.125	1/8	.359	.003	45°	.359	4	1P240-0318-XA	★	★	★	★	.125	1.500
.188	3/16	.547	.005	45°	.547	4	1P240-0476-XA	★	★	★	★	.188	2.000
.250	1/4	.562	.005	45°	.562	4	1P240-0635-XA	★	★	★	★	.250	2.500
.375	3/8	.844	.008	45°	.844	4	1P240-0953-XA	★	★	★	★	.375	3.000
.500	1/2	1.125	.008	45°	1.125	4	1P240-1270-XA	★	★	★	★	.500	3.500
.625	5/8	1.313	.008	45°	1.313	4	1P240-1588-XA	★	★	★	★	.625	4.000
.750	3/4	1.437	.012	45°	1.437	4	1P240-1905-XA	★	★	★	★	.750	4.000
1.000	1	1.828	.012	45°	1.828	4	1P240-2540-XA	★	★	★	★	1.000	5.000

A176 A194 E9 E22 E14

Fresa de ranurar de metal duro enteriza CoroMill® Plura para desbaste pesado

Para múltiples materiales de dureza ≤ 48 HRc

	1P250-XA	1P250-XB
FHA	30°	30°
BSG	COROMANT	COROMANT
TCDCON	h6	h6

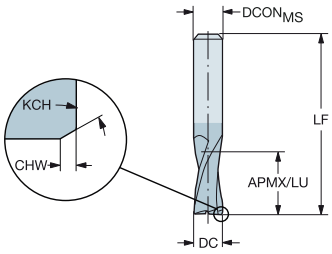

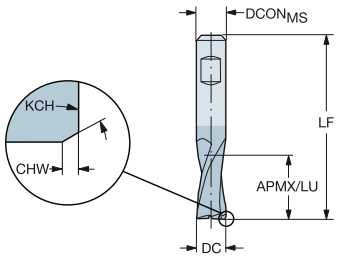

Versión métrica

DC	CZC_{MS}	APMX	CHW	KCH	LU	ZEFP	Código de pedido	P 1630	M 1630	K 1630	S 1630	$DCON_{MS}$	LF
												Dimensiones, mm	
2.0	6	8.5			8.5	2	1P250-0200-XA	★	★	★	★	6.0	57.0
2.5	6	12.5	0.08	45°	12.5	2	1P250-0250-XA	★	★	★	★	6.0	57.0
3.0	6	12.5	0.08	45°	12.5	2	1P250-0300-XA	★	★	★	★	6.0	57.0
4.0	6	14.5	0.13	45°	14.5	2	1P250-0400-XB	★	★	★	★	6.0	57.0
	6	14.5	0.13	45°	14.5	2	1P250-0400-XA	★	★	★	★	6.0	57.0
5.0	6	16.5	0.13	45°	16.5	2	1P250-0500-XB	★	★	★	★	6.0	57.0
	6	16.5	0.13	45°	16.5	2	1P250-0500-XA	★	★	★	★	6.0	57.0
6.0	6	19.5	0.13	45°	19.5	2	1P250-0600-XB	★	★	★	★	6.0	57.0
	6	19.5	0.13	45°	19.5	2	1P250-0600-XA	★	★	★	★	6.0	57.0
7.0	8	19.5	0.13	45°	19.5	2	1P250-0700-XA	★	★	★	★	8.0	63.0
8.0	8	19.5	0.20	45°	19.5	2	1P250-0800-XB	★	★	★	★	8.0	63.0
	8	19.5	0.20	45°	19.5	2	1P250-0800-XA	★	★	★	★	8.0	63.0
9.0	10	21.5	0.20	45°	21.5	2	1P250-0900-XB	★	★	★	★	10.0	72.0
	10	21.5	0.20	45°	21.5	2	1P250-0900-XA	★	★	★	★	10.0	72.0
10.0	10	22.5	0.20	45°	22.5	2	1P250-1000-XB	★	★	★	★	10.0	72.0
	10	22.5	0.20	45°	22.5	2	1P250-1000-XA	★	★	★	★	10.0	72.0
12.0	12	25.5	0.20	45°	25.5	2	1P250-1200-XB	★	★	★	★	12.0	83.0
	12	25.5	0.20	45°	25.5	2	1P250-1200-XA	★	★	★	★	12.0	83.0
14.0	14	30.5	0.20	45°	30.5	2	1P250-1400-XA	★	★	★	★	14.0	83.0
16.0	16	32.5	0.20	45°	32.5	2	1P250-1600-XB	★	★	★	★	16.0	92.0
	16	32.5	0.20	45°	32.5	2	1P250-1600-XA	★	★	★	★	16.0	92.0
18.0	18	32.5	0.20	45°	32.5	2	1P250-1800-XB	★	★	★	★	18.0	92.0
	18	32.5	0.20	45°	32.5	2	1P250-1800-XA	★	★	★	★	18.0	92.0
20.0	20	38.5	0.30	45°	38.5	2	1P250-2000-XB	★	★	★	★	20.0	104.0
	20	38.5	0.30	45°	38.5	2	1P250-2000-XA	★	★	★	★	20.0	104.0

Versión en pulgadas

DC	CZC_{MS}	APMX	CHW	KCH	LU	ZEFP	Código de pedido	P 1630	M 1630	K 1630	S 1630	$DCON_{MS}$	LF
												Dimensiones, pulg.	
.125	1/8	.359	.003	45°	.359	2	1P250-0318-XA	★	★	★	★	.125	1.500
.188	3/16	.687	.005	45°	.687	2	1P250-0476-XA	★	★	★	★	.188	2.000
.250	1/4	.813	.005	45°	.813	2	1P250-0635-XA	★	★	★	★	.250	2.500
.375	3/8	.875	.008	45°	.875	2	1P250-0953-XA	★	★	★	★	.375	3.000
.500	1/2	1.188	.008	45°	1.188	2	1P250-1270-XA	★	★	★	★	.500	3.500
.625	5/8	1.484	.008	45°	1.484	2	1P250-1588-XA	★	★	★	★	.625	4.000
.750	3/4	1.687	.012	45°	1.687	2	1P250-1905-XA	★	★	★	★	.750	4.000
1.000	1	2.250	.012	45°	2.250	2	1P250-2540-XA	★	★	★	★	1.000	5.000

A176 A194 E9 E22 E14

Fresa de ranurar de metal duro enteriza CoroMill® Plura para desbaste pesado

Para múltiples materiales de dureza ≤ 48 HRc

	1P251-XA	1P251-XB
FHA	30°	30°
BSG	COROMANT	COROMANT
TCDCON	h6	h6

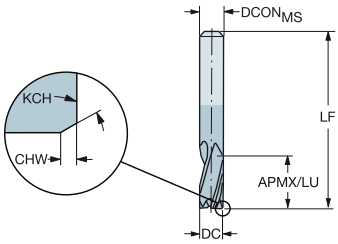

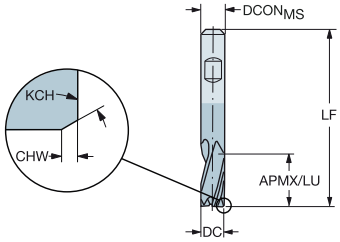

Versión métrica

DC	CZC_{MS}	APMX	CHW	KCH	LU	ZEFP	Código de pedido	P 1630	M 1630	K 1630	S 1630	Dimensiones, mm $DCON_{MS}$	LF
2.0	6	8.5			8.5	3	1P251-0200-XA	★	★	★	★	6.0	57.0
2.5	6	12.5	0.08	45°	12.5	3	1P251-0250-XA	★	★	★	★	6.0	57.0
3.0	6	12.5	0.08	45°	12.5	3	1P251-0300-XA	★	★	★	★	6.0	57.0
4.0	6	14.5	0.13	45°	14.5	3	1P251-0400-XB	★	★	★	★	6.0	57.0
	6	14.5	0.13	45°	14.5	3	1P251-0400-XA	★	★	★	★	6.0	57.0
5.0	6	16.5	0.13	45°	16.5	3	1P251-0500-XB	★	★	★	★	6.0	57.0
	6	16.5	0.13	45°	16.5	3	1P251-0500-XA	★	★	★	★	6.0	57.0
6.0	6	19.5	0.13	45°	19.5	3	1P251-0600-XB	★	★	★	★	6.0	57.0
	6	19.5	0.13	45°	19.5	3	1P251-0600-XA	★	★	★	★	6.0	57.0
7.0	8	19.5	0.13	45°	19.5	3	1P251-0700-XA	★	★	★	★	8.0	63.0
8.0	8	19.5	0.20	45°	19.5	3	1P251-0800-XB	★	★	★	★	8.0	63.0
	8	19.5	0.20	45°	19.5	3	1P251-0800-XA	★	★	★	★	8.0	63.0
9.0	10	21.5	0.20	45°	21.5	3	1P251-0900-XA	★	★	★	★	10.0	72.0
10.0	10	22.5	0.20	45°	22.5	3	1P251-1000-XB	★	★	★	★	10.0	72.0
	10	22.5	0.20	45°	22.5	3	1P251-1000-XA	★	★	★	★	10.0	72.0
12.0	12	25.5	0.20	45°	25.5	3	1P251-1200-XB	★	★	★	★	12.0	83.0
	12	25.5	0.20	45°	25.5	3	1P251-1200-XA	★	★	★	★	12.0	83.0
14.0	14	30.5	0.20	45°	30.5	3	1P251-1400-XA	★	★	★	★	14.0	83.0
16.0	16	32.5	0.20	45°	32.5	3	1P251-1600-XB	★	★	★	★	16.0	92.0
	16	32.5	0.20	45°	32.5	3	1P251-1600-XA	★	★	★	★	16.0	92.0
18.0	18	32.5	0.20	45°	32.5	3	1P251-1800-XB	★	★	★	★	18.0	92.0
	18	32.5	0.20	45°	32.5	3	1P251-1800-XA	★	★	★	★	18.0	92.0
20.0	20	38.5	0.30	45°	38.5	3	1P251-2000-XB	★	★	★	★	20.0	104.0
	20	38.5	0.30	45°	38.5	3	1P251-2000-XA	★	★	★	★	20.0	104.0

A176 A194 E9 E22 E14

Fresa de ranurar de metal duro enteriza CoroMill® Plura para desbaste pesado

Para múltiples materiales de dureza ≤ 48 HRc

	1P260-XA	1P260-XB
FHA	30°	30°
BSG	COROMANT	COROMANT
TCDC	h10	h10
TCDCON	h6	h6

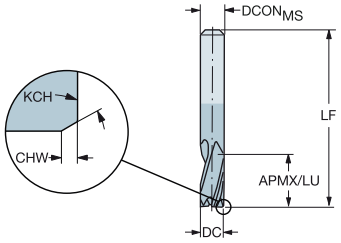

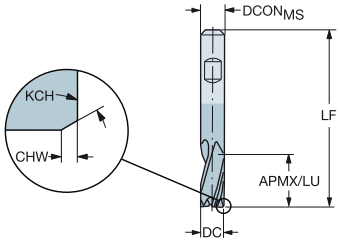

Versión métrica

DC	CZC_{MS}	APMX	CHW	KCH	LU	ZEFP	Código de pedido	P 1620	M 1620	K 1620	S 1620	Dimensiones, mm $DCON_{MS}$	LF
1.0	3	4.0			4.0	3	1P260-0100-XA	★	★	★	★	3.0	38.0
1.5	3	6.0			6.0	3	1P260-0150-XA	★	★	★	★	3.0	38.0
2.0	3	8.0			8.0	3	1P260-0200-XA	★	★	★	★	3.0	38.0
3.0	3	12.0			12.0	3	1P260-0300-XA	★	★	★	★	3.0	38.0
4.0	4	14.0			14.0	3	1P260-0400-XA	★	★	★	★	4.0	50.0
5.0	6	16.0			16.0	3	1P260-0500-XB	★	★	★	★	6.0	57.0
	6	16.0			16.0	3	1P260-0500-XA	★	★	★	★	6.0	57.0
6.0	6	22.0			22.0	3	1P260-0600-XB	★	★	★	★	6.0	65.0
	6	22.0			22.0	3	1P260-0600-XA	★	★	★	★	6.0	65.0
8.0	8	28.0			28.0	3	1P260-0800-XB	★	★	★	★	8.0	80.0
	8	28.0			28.0	3	1P260-0800-XA	★	★	★	★	8.0	80.0
10.0	10	32.0	0.10	45°	32.0	3	1P260-1000-XB	★	★	★	★	10.0	100.0
	10	32.0	0.10	45°	32.0	3	1P260-1000-XA	★	★	★	★	10.0	100.0
12.0	12	38.0	0.10	45°	38.0	3	1P260-1200-XB	★	★	★	★	12.0	100.0
	12	38.0	0.10	45°	38.0	3	1P260-1200-XA	★	★	★	★	12.0	100.0
16.0	16	50.0	0.15	45°	50.0	3	1P260-1600-XB	★	★	★	★	16.0	115.0
	16	50.0	0.15	45°	50.0	3	1P260-1600-XA	★	★	★	★	16.0	115.0
20.0	20	50.0	0.15	45°	50.0	3	1P260-2000-XB	★	★	★	★	20.0	125.0
	20	50.0	0.15	45°	50.0	3	1P260-2000-XA	★	★	★	★	20.0	125.0

Versión en pulgadas

DC	CZC_{MS}	APMX	CHW	KCH	LU	ZEFP	Código de pedido	P 1620	M 1620	K 1620	S 1620	Dimensiones, pulg. $DCON_{MS}$	LF
.125	1/8	.500			.500	3	1P260-0318-XA	★	★	★	★	.125	2.000
.188	3/16	.625			.625	3	1P260-0476-XA	★	★	★	★	.188	2.000
.250	1/4	.937			.937	3	1P260-0635-XA	★	★	★	★	.250	2.500
.375	3/8	1.219	.004	45°	1.219	3	1P260-0953-XA	★	★	★	★	.375	3.000
.500	1/2	1.594	.004	45°	1.594	3	1P260-1270-XA	★	★	★	★	.500	3.500
.625	5/8	1.938	.006	45°	1.938	3	1P260-1588-XA	★	★	★	★	.625	4.000
.750	3/4	2.313	.006	45°	2.313	3	1P260-1905-XA	★	★	★	★	.750	5.000
1.000	1	2.500	.010	45°	2.500	3	1P260-2540-XA	★	★	★	★	1.000	6.000

A176 A194 E9 E22 E14

SANDVIK Coromant

SPA

Fresa de ranurar de metal duro enteriza CoroMill® Plura para desbaste medio

Cuándo utilizarla

Cuando requiera un corte uniforme

Para materiales blandos gracias a la geometría aguda optimizada

Solucionadora de problemas en operaciones de mecanizado en rampa

4 canales: buena para operaciones de acabado

Material ISO	P	M	K	S
Calidad	1620	1630		
Mango	Weldon		Cilíndrico	

Gama de productos

Para múltiples materiales de dureza ≤ 48 HRc

Fresa de ranurar de metal duro enteriza CoroMill® Plura para desbaste medio

Para múltiples materiales de dureza ≤ 48 HRc

	1P330-XA	1P330-XB
FHA	45°	45°
BSG	DIN 6527 L	DIN 6527 L
TCDC	h10	h10
TCDCON	h6	h6

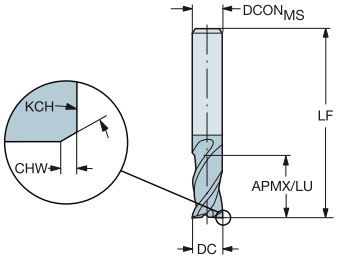

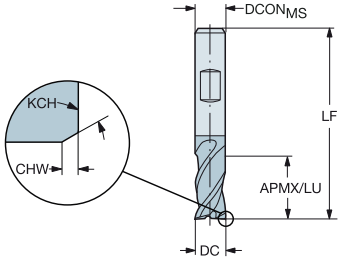

Versión métrica

DC	CZC_{MS}	APMX	CHW	KCH	LU	ZEFP	Código de pedido	P 1620	M 1620	K 1620	S 1620	Dimensiones, mm $DCON_{MS}$	LF
2.0	6	6.0			6.0	3	1P330-0200-XB	★	★	★	★	6.0	57.0
	6	6.0			6.0	3	1P330-0200-XA	★	★	★	★	6.0	57.0
3.0	6	7.0			7.0	3	1P330-0300-XB	★	★	★	★	6.0	57.0
	6	7.0			7.0	3	1P330-0300-XA	★	★	★	★	6.0	57.0
4.0	6	8.0	0.10	45°	8.0	3	1P330-0400-XB	★	★	★	★	6.0	57.0
	6	8.0	0.10	45°	8.0	3	1P330-0400-XA	★	★	★	★	6.0	57.0
5.0	6	10.0	0.10	45°	10.0	3	1P330-0500-XB	★	★	★	★	6.0	57.0
	6	10.0	0.10	45°	10.0	3	1P330-0500-XA	★	★	★	★	6.0	57.0
6.0	6	10.0	0.10	45°	10.0	3	1P330-0600-XB	★	★	★	★	6.0	57.0
	6	10.0	0.10	45°	10.0	3	1P330-0600-XA	★	★	★	★	6.0	57.0
7.0	8	13.0	0.10	45°	13.0	3	1P330-0700-XA	★	★	★	★	8.0	63.0
8.0	8	16.0	0.10	45°	16.0	3	1P330-0800-XB	★	★	★	★	8.0	63.0
	8	16.0	0.10	45°	16.0	3	1P330-0800-XA	★	★	★	★	8.0	63.0
9.0	10	16.0	0.10	45°	16.0	3	1P330-0900-XB	★	★	★	★	10.0	72.0
	10	16.0	0.10	45°	16.0	3	1P330-0900-XA	★	★	★	★	10.0	72.0
10.0	10	19.0	0.10	45°	19.0	3	1P330-1000-XB	★	★	★	★	10.0	72.0
	10	19.0	0.10	45°	19.0	3	1P330-1000-XA	★	★	★	★	10.0	72.0
12.0	12	22.0	0.10	45°	22.0	3	1P330-1200-XB	★	★	★	★	12.0	83.0
	12	22.0	0.10	45°	22.0	3	1P330-1200-XA	★	★	★	★	12.0	83.0
14.0	14	22.0	0.15	45°	22.0	3	1P330-1400-XB	★	★	★	★	14.0	83.0
	14	22.0	0.15	45°	22.0	3	1P330-1400-XA	★	★	★	★	14.0	83.0
16.0	16	26.0	0.15	45°	26.0	3	1P330-1600-XB	★	★	★	★	16.0	92.0
	16	26.0	0.15	45°	26.0	3	1P330-1600-XA	★	★	★	★	16.0	92.0
18.0	18	26.0	0.15	45°	26.0	3	1P330-1800-XB	★	★	★	★	18.0	92.0
	18	26.0	0.15	45°	26.0	3	1P330-1800-XA	★	★	★	★	18.0	92.0
20.0	20	32.0	0.15	45°	32.0	3	1P330-2000-XB	★	★	★	★	20.0	104.0
	20	32.0	0.15	45°	32.0	3	1P330-2000-XA	★	★	★	★	20.0	104.0

A176 A194 E9 E22 E14

SANDVIK Coromant

Fresa de ranurar de metal duro enteriza CoroMill® Plura para desbaste medio

Para múltiples materiales de dureza ≤ 48 HRc

	1P341-XA	1P341-XB
FHA	45°	45°
BSG	DIN 6527 L	DIN 6527 L
TCDC	h10	h10
TCDCON	h6	h6

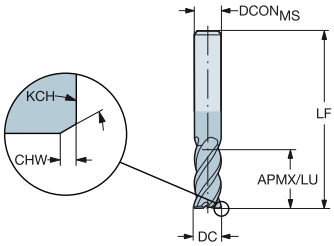

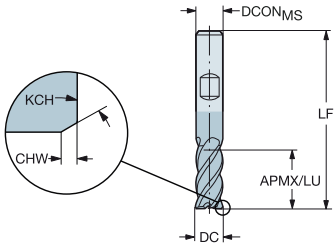

Versión métrica

DC	CZC_{MS}	APMX	CHW	KCH	LU	ZEFP	Código de pedido	P 1620	P 1630	M 1620	M 1630	K 1620	K 1630	S 1620	S 1630	$DCON_{MS}$	LF
2.0	6	7.0			7.0	4	1P341-0200-XA	★	★	★	★	★	★	★	★	6.0	57.0
3.0	6	8.0			8.0	4	1P341-0300-XA	★	★	★	★	★	★	★	★	6.0	57.0
4.0	6	11.0	0.10	45°	11.0	4	1P341-0400-XA	★	★	★	★	★	★	★	★	6.0	57.0
5.0	6	13.0	0.10	45°	13.0	4	1P341-0500-XA	★	★	★	★	★	★	★	★	6.0	57.0
6.0	6	13.0	0.10	45°	13.0	4	1P341-0600-XB		★		★		★		★	6.0	57.0
	6	13.0	0.10	45°	13.0	4	1P341-0600-XA	★	★	★	★	★	★	★	★	6.0	57.0
8.0	8	19.0	0.10	45°	19.0	4	1P341-0800-XB		★		★		★		★	8.0	63.0
	8	19.0	0.10	45°	19.0	4	1P341-0800-XA	★	★	★	★	★	★	★	★	8.0	63.0
10.0	10	22.0	0.10	45°	22.0	4	1P341-1000-XB		★		★		★		★	10.0	72.0
	10	22.0	0.10	45°	22.0	4	1P341-1000-XA	★	★	★	★	★	★	★	★	10.0	72.0
12.0	12	26.0	0.10	45°	26.0	4	1P341-1200-XB		★		★		★		★	12.0	83.0
	12	26.0	0.10	45°	26.0	4	1P341-1200-XA	★	★	★	★	★	★	★	★	12.0	83.0
14.0	14	26.0	0.15	45°	26.0	4	1P341-1400-XB		★		★		★		★	14.0	83.0
	14	26.0	0.15	45°	26.0	4	1P341-1400-XA	★	★	★	★	★	★	★	★	14.0	83.0
16.0	16	32.0	0.15	45°	32.0	4	1P341-1600-XB		★		★		★		★	16.0	92.0
	16	32.0	0.15	45°	32.0	4	1P341-1600-XA	★	★	★	★	★	★	★	★	16.0	92.0
18.0	18	32.0	0.15	45°	32.0	5	1P341-1800-XA	★	★	★	★	★	★	★	★	18.0	92.0
20.0	20	38.0	0.15	45°	38.0	5	1P341-2000-XB		★		★		★		★	20.0	104.0
	20	38.0	0.15	45°	38.0	5	1P341-2000-XA	★	★	★	★	★	★	★	★	20.0	104.0

Versión en pulgadas

DC	CZC_{MS}	APMX	CHW	KCH	LU	ZEFP	Código de pedido	P 1630	M 1630	K 1630	S 1630	$DCON_{MS}$	LF
.125	1/8	.313			.313	4	1P341-0318-XA	★	★	★	★	.125	1.500
.188	3/16	.469	.004	45°	.469	4	1P341-0476-XA	★	★	★	★	.188	2.000
.250	1/4	.531	.004	45°	.531	4	1P341-0635-XA	★	★	★	★	.250	2.500
.375	3/8	.844	.006	45°	.844	4	1P341-0953-XA	★	★	★	★	.375	3.000
.500	1/2	1.094	.006	45°	1.094	4	1P341-1270-XA	★	★	★	★	.500	3.500
.625	5/8	1.313	.010	45°	1.313	5	1P341-1588-XA	★	★	★	★	.625	4.000
.750	3/4	1.563	.010	45°	1.563	5	1P341-1905-XA	★	★	★	★	.750	4.000
1.000	1	2.094	.010	45°	2.094	5	1P341-2540-XA	★	★	★	★	1.000	5.000

A176 A194 E9 E22 E14

Fresa de ranurar de metal duro enteriza CoroMill® Plura para desbaste medio

Para múltiples materiales de dureza ≤ 48 HRc

FHA	45°
BSG	COROMANT
TCDC	h10
TCDCON	h6

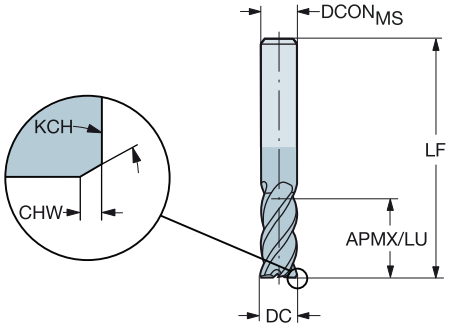

Versión métrica

DC	CZC$_{MS}$	APMX	CHW	KCH	LU	ZEFP	Código de pedido	P 1620	M 1620	K 1620	S 1620	Dimensiones, mm DCON$_{MS}$	LF
6.0	6	22.0	0.10	45°	22.0	4	1P360-0600-XA	★	★	★	★	6.0	65.0
8.0	8	28.0	0.10	45°	28.0	4	1P360-0800-XA	★	★	★	★	8.0	80.0
10.0	10	32.0	0.10	45°	32.0	4	1P360-1000-XA	★	★	★	★	10.0	100.0
12.0	12	40.0	0.10	45°	40.0	4	1P360-1200-XA	★	★	★	★	12.0	100.0
14.0	14	50.0	0.15	45°	50.0	4	1P360-1400-XA	★	★	★	★	14.0	104.0
16.0	16	50.0	0.15	45°	50.0	5	1P360-1600-XA	★	★	★	★	16.0	115.0
20.0	20	55.0	0.15	45°	55.0	5	1P360-2000-XA	★	★	★	★	20.0	125.0
	20	75.0	0.15	45°	75.0	6	1P370-2000-XA	★	★	★	★	20.0	145.0
25.0	25	90.0	0.15	45°	90.0	8	1P360-2500-XA	★	★	★	★	25.0	153.0

Versión en pulgadas

DC	CZC$_{MS}$	APMX	CHW	KCH	LU	ZEFP	Código de pedido	P 1620	M 1620	K 1620	S 1620	Dimensiones, pulg. DCON$_{MS}$	LF
.125	1/8	.500	.004	45°	.500	4	1P360-0318-XA	★	★	★	★	.125	2.000
.188	3/16	.750	.004	45°	.750	4	1P360-0476-XA	★	★	★	★	.188	2.500
.250	1/4	.875	.004	45°	.875	4	1P360-0635-XA	★	★	★	★	.250	2.500
.375	3/8	1.219	.004	45°	1.219	4	1P360-0953-XA	★	★	★	★	.375	4.000
.500	1/2	1.687	.006	45°	1.687	4	1P360-1270-XA	★	★	★	★	.500	4.000
.625	5/8	2.000	.006	45°	2.000	5	1P360-1588-XA	★	★	★	★	.625	5.000
.750	3/4	2.344	.006	45°	2.344	5	1P360-1905-XA	★	★	★	★	.750	5.000
1.000	1	3.609	.010	45°	3.609	8	1P360-2540-XA	★	★	★	★	1.000	7.000

A176 A194 E9 E22 E14

SPA

Fresa de ranurar de metal duro enteriza CoroMill® Plura para desbaste con rompevirutas

Cuándo utilizarla

Cuando requiera una viruta de tamaño pequeño

Para resolver problemas en condiciones inestables

Material ISO	P	M	K	S
Calidad	1640			
Mango	Cilíndrico	Weldon		

Gama de productos

Para acero inoxidable y acero

Para materiales ISO S

Fresa de ranurar de metal duro enteriza CoroMill® Plura para desbaste con rompevirutas

Para múltiples materiales de dureza ≤ 48 HRc

FHA 37°
BSG DIN 6527 L
TCDC h12
TCDCON h6

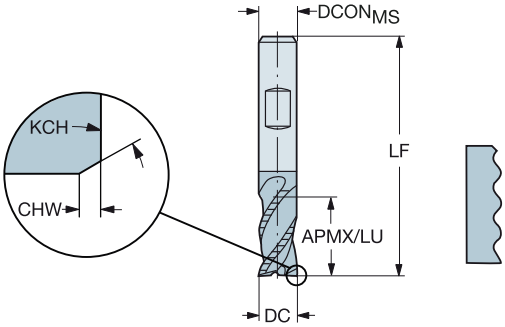

Versión métrica

DC	CZC$_{MS}$	APMX	CHW	KCH	LU	ZEFP	Código de pedido	P 1640	M 1640	K 1640	S 1640	Dimensiones, mm DCON$_{MS}$	LF
6.0	6	13.0	0.50	55°	13.0	4	1P340-0600-XB	★	★	★	★	6.0	57.0
8.0	8	19.0	0.64	55°	19.0	4	1P340-0800-XB	★	★	★	★	8.0	63.0
10.0	10	22.0	0.71	55°	22.0	4	1P340-1000-XB	★	★	★	★	10.0	72.0
12.0	12	26.0	0.71	55°	26.0	4	1P340-1200-XB	★	★	★	★	12.0	83.0
14.0	14	26.0	0.71	55°	26.0	4	1P340-1400-XB	★	★	★	★	14.0	83.0
16.0	16	32.0	0.79	55°	32.0	4	1P340-1600-XB	★	★	★	★	16.0	92.0
18.0	18	32.0	0.71	55°	32.0	4	1P340-1800-XB	★	★	★	★	18.0	92.0
20.0	20	38.0	0.89	55°	38.0	4	1P340-2000-XB	★	★	★	★	20.0	104.0

FHA 37°
BSG INTERNAL
TCDC h12
TCDCON h6

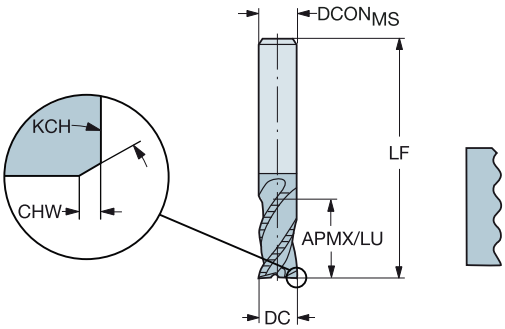

Versión en pulgadas

DC	CZC$_{MS}$	APMX	CHW	KCH	LU	ZEFP	Código de pedido	P 1640	M 1640	K 1640	S 1640	Dimensiones, pulg. DCON$_{MS}$	LF
.250	1/4	.531	.020	55°	.531	4	1P340-0635-XA	★	★	★	★	.250	2.500
.375	3/8	.844	.026	55°	.844	4	1P340-0953-XA	★	★	★	★	.375	3.000
.500	1/2	1.094	.028	55°	1.094	4	1P340-1270-XA	★	★	★	★	.500	3.500
.625	5/8	1.313	.028	55°	1.313	4	1P340-1588-XA	★	★	★	★	.625	4.000
.750	3/4	1.563	.031	55°	1.563	4	1P340-1905-XA	★	★	★	★	.750	4.000
1.000	1	2.094	.044	55°	2.094	4	1P340-2540-XA	★	★	★	★	1.000	5.000

A176 A194 E9 E22 E14

SPA

Fresa de metal duro enteriza y punta esférica CoroMill® Plura para perfilado

Cuándo utilizarla

Operaciones de perfilado de diferentes formas: simplemente elija la calidad y la forma correctas para su operación

Material ISO	P M K S
Calidad	1630 1620
Mango	Cilíndrico

Fresa de metal duro enteriza y punta esférica CoroMill® Plura para perfilado

Para múltiples materiales de dureza ≤ 48 HRc

FHA	30°
BSG	COROMANT
TCDC	h7
TCDCON	h5
PSIR	0°

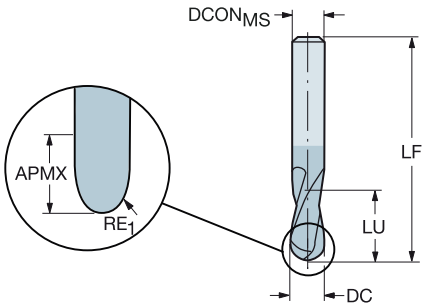

Versión métrica

DC	CZC_{MS}	APMX	RE_1	LU	ZEFP	Código de pedido	P 1630	M 1630	K 1630	S 1630	Dimensiones, mm $DCON_{MS}$	LF
1.0	3	3.0	0.50	3.0	2	1B230-0100-XA	★	★	★	★	3.0	38.0
1.5	3	3.0	0.75	3.0	2	1B230-0150-XA	★	★	★	★	3.0	38.0
2.0	3	6.0	1.00	6.0	2	1B230-0200-XA	★	★	★	★	3.0	38.0
2.5	3	7.0	1.25	7.0	2	1B230-0250-XA	★	★	★	★	3.0	38.0
3.0	3	7.0	1.50	7.0	2	1B230-0300-XA	★	★	★	★	3.0	38.0
4.0	6	8.0	2.00	8.0	2	1B230-0400-XA	★	★	★	★	6.0	57.0
5.0	6	10.0	2.50	10.0	2	1B230-0500-XA	★	★	★	★	6.0	57.0
6.0	6	10.0	3.00	10.0	2	1B230-0600-XA	★	★	★	★	6.0	57.0
7.0	8	13.0	3.50	13.0	2	1B230-0700-XA	★	★	★	★	8.0	63.0
8.0	8	16.0	4.00	16.0	2	1B230-0800-XA	★	★	★	★	8.0	63.0
9.0	10	16.0	4.50	16.0	2	1B230-0900-XA	★	★	★	★	10.0	72.0
10.0	10	19.0	5.00	19.0	2	1B230-1000-XA	★	★	★	★	10.0	72.0
12.0	12	22.0	6.00	22.0	2	1B230-1200-XA	★	★	★	★	12.0	83.0
14.0	14	22.0	7.00	22.0	2	1B230-1400-XA	★	★	★	★	14.0	83.0
16.0	16	26.0	8.00	26.0	2	1B230-1600-XA	★	★	★	★	16.0	92.0
18.0	18	26.0	9.00	26.0	2	1B230-1800-XA	★	★	★	★	18.0	92.0
20.0	20	32.0	10.00	32.0	2	1B230-2000-XA	★	★	★	★	20.0	104.0

A177 A194 E9 E22 E14

Fresa de metal duro enteriza y punta esférica CoroMill® Plura para perfilado

Para múltiples materiales de dureza ≤ 48 HRc

FHA	30°
BSG	COROMANT
TCDC	h9
TCDCON	h6
PSIR	0°

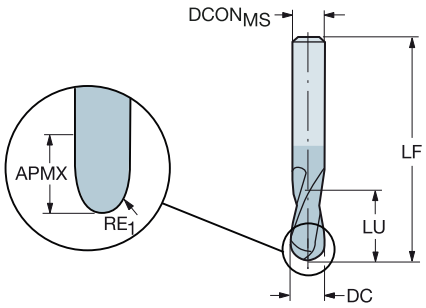

Versión en pulgadas

DC	CZC_{MS}	APMX	RE_1	LU	ZEFP	Código de pedido	P 1620	M 1620	K 1620	S 1620	$DCON_{MS}$	LF
.063	1/4	.125	.031	.125	2	1B231-0159-XA	★	★	★	★	.250	3.000
	1/4	.125	.031	.125	2	1B232-0159-XA	★	★	★	★	.250	2.000
.094	1/4	.188	.047	.188	2	1B231-0238-XA	★	★	★	★	.250	3.000
	1/4	.188	.047	.188	2	1B232-0238-XA	★	★	★	★	.250	2.000
.125	1/4	.250	.063	.250	2	1B231-0318-XA	★	★	★	★	.250	3.000
	1/4	.250	.063	.250	2	1B232-0318-XA	★	★	★	★	.250	2.000
.156	1/4	.313	.078	.313	2	1B231-0397-XA	★	★	★	★	.250	3.000
	1/4	.313	.078	.313	2	1B232-0397-XA	★	★	★	★	.250	2.000
.187	1/4	.375	.094	.375	2	1B231-0476-XA	★	★	★	★	.250	3.000
	1/4	.375	.094	.375	2	1B232-0476-XA	★	★	★	★	.250	2.000
.250	1/4	.500	.125	.500	2	1B231-0635-XA	★	★	★	★	.250	3.000
	1/4	.500	.125	.500	2	1B232-0635-XA	★	★	★	★	.250	2.000
.313	3/8	.625	.156	.625	2	1B231-0794-XA	★	★	★	★	.375	3.500
	3/8	.625	.156	.625	2	1B232-0794-XA	★	★	★	★	.375	2.500
.375	3/8	.750	.188	.750	2	1B231-0953-XA	★	★	★	★	.375	3.500
	3/8	.750	.188	.750	2	1B232-0953-XA	★	★	★	★	.375	2.500
.500	1/2	1.000	.250	1.000	2	1B231-1270-XA	★	★	★	★	.500	4.000
	1/2	1.000	.250	1.000	2	1B232-1270-XA	★	★	★	★	.500	3.000
.625	5/8	1.250	.313	1.250	2	1B232-1588-XA	★	★	★	★	.625	3.500
.750	3/4	1.500	.375	1.500	2	1B232-1905-XA	★	★	★	★	.750	4.000

A177 A194 E9 E22 E14

Fresa de metal duro enteriza y punta esférica CoroMill® Plura para perfilado

Para múltiples materiales de dureza ≤ 48 HRc

FHA	30°
BSG	COROMANT
TCDC	h8
TCDCON	h6
PSIR	0°

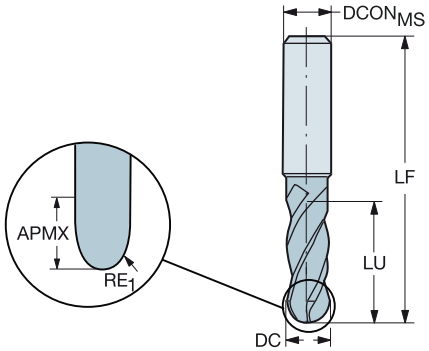

Versión métrica

DC	CZC_{MS}	APMX	RE_1	LU	ZEFP	Código de pedido	P 1630	M 1630	K 1630	S 1630	Dimensiones, mm $DCON_{MS}$	LF
3.0	6	8.0	1.50	8.0	4	1B240-0300-XA	★	★	★	★	6.0	80.0
4.0	6	11.0	2.00	11.0	4	1B240-0400-XA	★	★	★	★	6.0	80.0
5.0	6	13.0	2.50	13.0	4	1B240-0500-XA	★	★	★	★	6.0	80.0
6.0	6	13.0	3.00	13.0	4	1B240-0600-XA	★	★	★	★	6.0	80.0
7.0	8	16.0	3.50	16.0	4	1B240-0700-XA	★	★	★	★	8.0	100.0
8.0	8	19.0	4.00	19.0	4	1B240-0800-XA	★	★	★	★	8.0	100.0
10.0	10	22.0	5.00	22.0	4	1B240-1000-XA	★	★	★	★	10.0	100.0
12.0	12	26.0	6.00	26.0	4	1B240-1200-XA	★	★	★	★	12.0	100.0
16.0	16	32.0	8.00	32.0	4	1B240-1600-XA	★	★	★	★	16.0	100.0
20.0	20	38.0	10.00	38.0	4	1B240-2000-XA	★	★	★	★	20.0	125.0

Versión en pulgadas

DC	CZC_{MS}	APMX	RE_1	LU	ZEFP	Código de pedido	P 1630	M 1630	K 1630	S 1630	Dimensiones, pulg. $DCON_{MS}$	LF
.063	1/4	.125	.031	.125	4	1B240-0159-XA	★	★	★	★	.250	3.000
.094	1/4	.188	.047	.188	4	1B240-0238-XA	★	★	★	★	.250	3.000
.125	1/4	.250	.063	.250	4	1B240-0318-XA	★	★	★	★	.250	3.000
.156	1/4	.313	.078	.313	4	1B240-0397-XA	★	★	★	★	.250	3.000
.187	1/4	.375	.094	.375	4	1B240-0476-XA	★	★	★	★	.250	3.000
.250	1/4	.500	.125	.500	4	1B240-0635-XA	★	★	★	★	.250	3.000
.313	3/8	.625	.156	.625	4	1B240-0794-XA	★	★	★	★	.375	3.500
.375	3/8	.750	.188	.750	4	1B240-0953-XA	★	★	★	★	.375	3.500
.500	1/2	1.000	.250	1.000	4	1B240-1270-XA	★	★	★	★	.500	4.000

A177 A194 E9 E22 E14

SANDVIK Coromant

Fresa de ranurar de metal duro enteriza CoroMill® Plura para fresado de chaflanes

Cuándo utilizarla

Achaflanado con la misma herramienta en varios materiales

Ángulos de chaflán de 45° y 60°

Material ISO	P	M	K	S	H
Calidad	1620				
Mango	Cilíndrico	Weldon			



Fresa de ranurar de metal duro enteriza CoroMill® Plura para fresado de chaflanes

Para múltiples materiales de dureza ≤ 48 HRc

BSG TCDCON

1C050-XA
COROMANT
h6

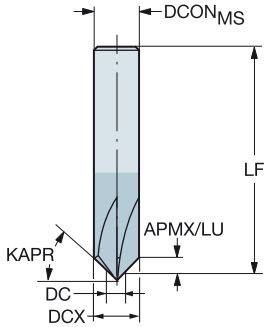

1C050-XB
COROMANT
h6

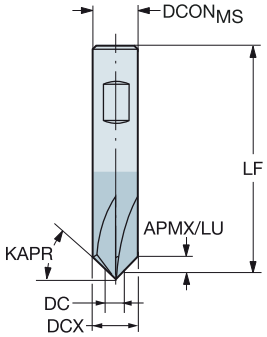

Versión métrica

KAPR	CZC_{MS}	APMX	LU	ZEFP	Código de pedido	P 1620	M 1620	K 1620	S 1620	H 1620	Dimensiones, mm $DCON_{MS}$	DC	DCX	LF
45°	10.0	4.25	4.25	4	**1C050-0150-045-XB**	★	★	★	★	★	10.00	1.50	10.0	99.20
45°	12.0	4.50	4.50	6	**1C050-0300-045-XB**	★	★	★	★	★	12.00	3.00	12.0	81.50
45°	6.0	2.50	2.50	4	**1C050-0100-045-XA**	★	★	★	★	★	6.00	1.00	6.0	56.50
45°	8.0	3.00	3.00	5	**1C050-0200-045-XA**	★	★	★	★	★	8.00	2.00	8.0	79.00
45°	10.0	4.25	4.25	4	**1C050-0150-045-XA**	★	★	★	★	★	10.00	1.50	10.0	99.20
45°	12.0	4.50	4.50	6	**1C050-0300-045-XA**	★	★	★	★	★	12.00	3.00	12.0	81.50
60°	10.0	7.35	7.35	4	**1C050-0150-060-XB**	★	★	★	★	★	10.00	1.50	10.0	98.70
60°		7.35	7.35	4	**1C050-0150-060-XA**	★	★	★	★	★	10.00	1.50	10.0	98.70

A178 A194 E9 E22 E14

Fresa de ranurar de metal duro enteriza CoroMill® Plura para fresado de chaflanes

Para múltiples materiales de dureza ≤ 48 HRc

BSG COROMANT
TCDCON h6

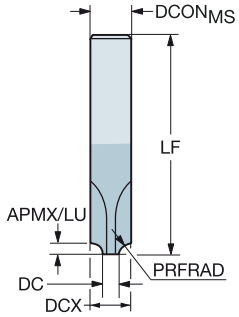

Versión métrica

PRFRAD	CZC_{MS}	APMX	LU	ZEFP	Código de pedido	P 1620	M 1620	K 1620	S 1620	H 1620	Dimensiones, mm $DCON_{MS}$	DC	DCX	LF
0.5	6.0	0.50	0.50	3	1U000-0400-050-XA	★	★	★	★	★	6.00	4.00	6.0	57.00
0.8		0.75	0.75	3	1U000-0400-075-XA	★	★	★	★	★	6.00	4.00	6.0	57.00
1.0	8.0	1.00	1.00	4	1U000-0400-100-XA	★	★	★	★	★	8.00	4.00	8.0	63.00
1.5		1.50	1.50	4	1U000-0400-150-XA	★	★	★	★	★	8.00	4.00	8.0	63.00
2.0	10.0	2.00	2.00	4	1U000-0500-200-XA	★	★	★	★	★	10.00	5.00	10.0	72.00
2.5		2.50	2.50	4	1U000-0500-250-XA	★	★	★	★	★	10.00	5.00	10.0	72.00
3.0	12.0	3.00	3.00	4	1U000-0500-300-XA	★	★	★	★	★	12.00	5.00	12.0	83.00
4.0	14.0	4.00	4.00	4	1U000-0600-400-XA	★	★	★	★	★	14.00	6.00	14.0	83.00
5.0	16.0	5.00	5.00	4	1U000-0600-500-XA	★	★	★	★	★	16.00	6.00	16.0	92.00
6.0	20.0	6.00	6.00	4	1U000-0800-600-XA	★	★	★	★	★	20.00	8.00	20.0	104.00

Versión en pulgadas

PRFRAD	CZC_{MS}	APMX	LU	ZEFP	Código de pedido	P 1620	M 1620	K 1620	S 1620	H 1620	Dimensiones, pulg. $DCON_{MS}$	DC	DCX	LF
.031	1/8	.031	.031	2	1U000-0119-079-XA	★	★	★	★	★	.125	.047	.125	1.500
.062	1/4	.062	.062	3	1U000-0160-158-XA	★	★	★	★	★	.250	.063	.250	2.000
.094	3/8	.094	.094	3	1U000-0160-238-XA	★	★	★	★	★	.375	.063	.313	2.500
.125	1/2	.125	.125	4	1U000-0630-318-XA	★	★	★	★	★	.500	.248	.500	3.000
.188	5/8	.188	.188	4	1U000-0630-476-XA	★	★	★	★	★	.625	.248	.625	3.500

A178 A194 E9 E22 E14

CoroMill® Plura - Optimizada

Fresas de ranurar de alto rendimiento para materiales y aplicaciones específicos

Herramientas **optimizadas** con geometrías y calidades para aplicaciones y materiales específicos que maximizan el rendimiento por minuto.

O C

Aplicación

- Fresado pesado
- Fresado lateral de alto avance
- Fresado estable para múltiples operaciones
- Gran volumen de eliminación de viruta
- Fresado de piezas duras
- Fresado de composites
- Acabado
- Micro-fresado
- Planeado de alto avance
- Fresado de perfiles
- Desbaste con rompevirutas
- Tornofresado
- Fresado de roscas

Área de aplicación ISO:

P M K N S H O

Los componentes con requisitos de calidad altos y las aplicaciones difíciles requieren herramientas de primera calidad. Una fresa de ranurar integral es la elección más acertada cuando sea extremadamente importante contar con tolerancias estrechas y un mecanizado eficiente.

www.sandvik.coromant.com/coromillplura

Gama de productos

- La combinación perfecta de calidad de alto nivel y geometría sofisticada para materiales y aplicaciones específicas
- Opciones de cilíndricos, Weldon y mangos
- Herramientas rectas, esféricas y cónicas de punta esférica
- Herramientas de desbaste con y sin geometría corta-virutas
- Mangos subdimensionados disponibles, con y sin cuello
- Herramientas con refrigerante interior disponibles
- Puede reacondicionarse hasta tres veces a su especificación original

E14

SANDVIK Coromant

SPA

Fresa de ranurar de metal duro enteriza CoroMill® Plura para fresado pesado

Cuándo utilizarla

Primera elección para desbaste en acero y acero inoxidable con la máxima productividad
Capacidad de mecanizar canales de 2 veces el diámetro y excelente capacidad de mecanizado en rampa

Material ISO	P K M S	
Calidad	1730	1740
Mango	Cilíndrico	Weldon

Gama de productos

Para acero inoxidable y acero

Fresa de ranurar de metal duro enteriza CoroMill® Plura para fresado pesado

Para acero

FHA	38°
BSG	COROMANT
TCDC	h10
TCDCON	h6

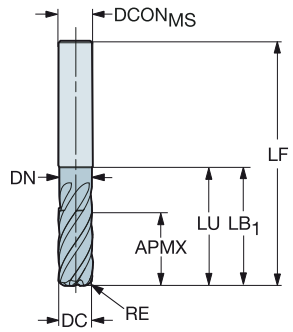

Versión métrica

DC	CZC_{MS}	APMX	RE	LU	ZEFP	Código de pedido	P 1730	K 1730	$DCON_{MS}$	LF	DN	LB_1
6.0	6	13.0	0.50	20.0	5	2F342-0600-050-PC	★	☆	6.0	57.0	5.7	20.0
	6	13.0	1.00	20.0	5	2F342-0600-100-PC	★	☆	6.0	57.0	5.7	20.0
8.0	8	18.0	0.50	25.0	5	2F342-0800-050-PC	★	☆	8.0	63.0	7.6	25.0
	8	18.0	1.00	25.0	5	2F342-0800-100-PC	★	☆	8.0	63.0	7.6	25.0
	8	18.0	2.00	25.0	5	2F342-0800-200-PC	★	☆	8.0	63.0	7.6	25.0
10.0	10	22.0	0.50	30.0	5	2F342-1000-050-PC	★	☆	10.0	72.0	9.5	30.0
	10	22.0	1.00	30.0	5	2F342-1000-100-PC	★	☆	10.0	72.0	9.5	30.0
	10	22.0	2.00	30.0	5	2F342-1000-200-PC	★	☆	10.0	72.0	9.5	30.0
12.0	12	26.0	0.50	36.0	5	2F342-1200-050-PC	★	☆	12.0	83.0	11.4	36.0
	12	26.0	1.00	36.0	5	2F342-1200-100-PC	★	☆	12.0	83.0	11.4	36.0
	12	26.0	2.00	36.0	5	2F342-1200-200-PC	★	☆	12.0	83.0	11.4	36.0
16.0	16	34.0	0.50	42.0	5	2F342-1600-050-PC	★	☆	16.0	92.0	15.2	42.0
	16	34.0	1.00	42.0	5	2F342-1600-100-PC	★	☆	16.0	92.0	15.2	42.0
	16	34.0	2.00	42.0	5	2F342-1600-200-PC	★	☆	16.0	92.0	15.2	42.0
20.0	20	42.0	1.00	52.0	5	2F342-2000-100-PC	★	☆	20.0	104.0	19.0	52.0
	20	42.0	2.00	52.0	5	2F342-2000-200-PC	★	☆	20.0	104.0	19.0	52.0

Dimensiones, mm

Versión en pulgadas

DC	CZC_{MS}	APMX	RE	LU	ZEFP	Código de pedido	P 1730	K 1730	$DCON_{MS}$	LF	DN	LB_1
.250	1/4	.626	.015	.937	5	2F342-0635-038-PC	★	☆	.250	2.500	.237	.937
	1/4	.626	.030	.937	5	2F342-0635-076-PC	★	☆	.250	2.500	.237	.937
.313	5/16	.752	.015	1.063	5	2F342-0794-038-PC	★	☆	.313	2.500	.297	1.063
	5/16	.752	.030	1.063	5	2F342-0794-076-PC	★	☆	.313	2.500	.297	1.063
.375	3/8	.878	.015	1.250	5	2F342-0953-038-PC	★	☆	.375	3.000	.356	1.250
	3/8	.878	.030	1.250	5	2F342-0953-076-PC	★	☆	.375	3.000	.356	1.250
.438	7/16	1.000	.015	1.438	5	2F342-1111-038-PC	★	☆	.438	3.500	.416	1.438
	7/16	1.000	.030	1.437	5	2F342-1111-076-PC	★	☆	.438	3.500	.416	1.438
.500	1/2	1.126	.015	1.438	5	2F342-1270-038-PC	★	☆	.500	3.500	.475	1.438
	1/2	1.126	.030	1.438	5	2F342-1270-076-PC	★	☆	.500	3.500	.475	1.438
	1/2	1.126	.060	1.438	5	2F342-1270-152-PC	★	☆	.500	3.500	.475	1.438
.625	5/8	1.315	.030	1.625	5	2F342-1588-076-PC	★	☆	.625	3.500	.594	1.626
	5/8	1.315	.060	1.625	5	2F342-1588-152-PC	★	☆	.625	3.500	.594	1.626
.750	3/4	1.626	.030	1.937	5	2F342-1905-076-PC	★	☆	.750	4.000	.713	1.937
	3/4	1.626	.060	1.937	5	2F342-1905-152-PC	★	☆	.750	4.000	.713	1.937

Dimensiones, pulg.

A179 A194 E9 E22 E14

SANDVIK Coromant

Fresa de ranurar de metal duro enteriza CoroMill® Plura para fresado pesado

Para acero

FHA	38°
BSG	COROMANT
TCDC	h10
TCDCON	h6

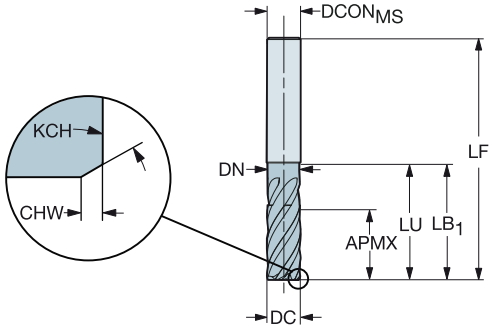

Versión métrica

DC	CZC_{MS}	APMX	CHW	KCH	LU	ZEFP	Código de pedido	P 1730	K 1730	Dimensiones, mm $DCON_{MS}$	LF	DN	LB_1
6.0	6	13.0	0.10	45°	20.0	5	2N342-0600-PC	★	☆	6.0	57.0	5.7	20.0
8.0	8	18.0	0.15	45°	25.0	5	2N342-0800-PC	★	☆	8.0	63.0	7.6	25.0
10.0	10	22.0	0.15	45°	30.0	5	2N342-1000-PC	★	☆	10.0	72.0	9.5	30.0
12.0	12	26.0	0.15	45°	36.0	5	2N342-1200-PC	★	☆	12.0	83.0	11.4	36.0
14.0	14	30.0	0.15	45°	38.0	5	2N342-1400-PC	★	☆	14.0	83.0	13.3	38.0
16.0	16	34.0	0.25	45°	42.0	5	2N342-1600-PC	★	☆	16.0	92.0	15.2	42.0
20.0	20	42.0	0.25	45°	52.0	5	2N342-2000-PC	★	☆	20.0	104.0	19.0	52.0
25.0	25	52.0	0.25	45°	63.0	5	2N342-2500-PC	★	☆	25.0	121.0	24.0	63.0

Versión en pulgadas

DC	CZC_{MS}	APMX	CHW	KCH	LU	ZEFP	Código de pedido	P 1730	K 1730	Dimensiones, pulg. $DCON_{MS}$	LF	DN	LB_1
6.4	1/4	15.9	0.10	45°	23.8	5	2N342-0635-PC	★	☆	6.4	63.5	6.0	23.8
7.9	5/16	19.1	0.10	45°	27.0	5	2N342-0794-PC	★	☆	7.9	63.5	7.6	27.0
9.5	3/8	22.3	0.15	45°	31.8	5	2N342-0953-PC	★	☆	9.5	76.2	9.0	31.8
12.7	1/2	28.6	0.15	45°	36.5	5	2N342-1270-PC	★	☆	12.7	88.9	12.1	36.5
15.9	5/8	33.4	0.25	45°	41.3	5	2N342-1588-PC	★	☆	15.9	88.9	15.1	41.3
19.1	3/4	41.3	0.25	45°	49.2	5	2N342-1905-PC	★	☆	19.1	101.6	18.1	49.2

A179 A194 E9 E22 E14

Fresa de ranurar de metal duro enteriza CoroMill® Plura para fresado pesado

Para acero

FHA	38°
BSG	COROMANT
TCDC	h10
TCDCON	h6

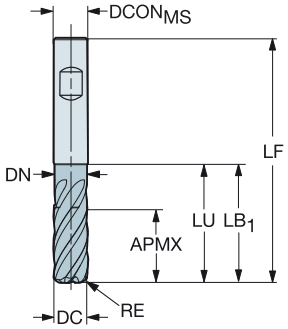

Versión métrica

DC	CZC_{MS}	APMX	RE	LU	ZEFP	Código de pedido	P 1730	K 1730	$DCON_{MS}$	LF	DN	LB_1
10.0	10	22.0	0.50	30.0	5	2F342-1000-050-PD	★	☆	10.0	72.0	9.5	30.0
	10	22.0	1.00	30.0	5	2F342-1000-100-PD	★	☆	10.0	72.0	9.5	30.0
	10	22.0	2.00	30.0	5	2F342-1000-200-PD	★	☆	10.0	72.0	9.5	30.0
12.0	12	26.0	0.50	36.0	5	2F342-1200-050-PD	★	☆	12.0	83.0	11.4	36.0
	12	26.0	1.00	36.0	5	2F342-1200-100-PD	★	☆	12.0	83.0	11.4	36.0
	12	26.0	2.00	36.0	5	2F342-1200-200-PD	★	☆	12.0	83.0	11.4	36.0
16.0	16	34.0	0.50	42.0	5	2F342-1600-050-PD	★	☆	16.0	92.0	15.2	42.0
	16	34.0	1.00	42.0	5	2F342-1600-100-PD	★	☆	16.0	92.0	15.2	42.0
	16	34.0	2.00	42.0	5	2F342-1600-200-PD	★	☆	16.0	92.0	15.2	42.0
20.0	20	42.0	1.00	52.0	5	2F342-2000-100-PD	★	☆	20.0	104.0	19.0	52.0
	20	42.0	2.00	52.0	5	2F342-2000-200-PD	★	☆	20.0	104.0	19.0	52.0

Dimensiones, mm

Versión en pulgadas

DC	CZC_{MS}	APMX	RE	LU	ZEFP	Código de pedido	P 1730	K 1730	$DCON_{MS}$	LF	DN	LB_1
.625	5/8	1.315	.030	1.625	5	2F342-1588-076-PD	★	☆	.625	3.500	.594	1.626
	5/8	1.315	.060	1.625	5	2F342-1588-152-PD	★	☆	.625	3.500	.594	1.626
.750	3/4	1.626	.030	1.937	5	2F342-1905-076-PD	★	☆	.750	4.000	.713	1.937
	3/4	1.626	.060	1.937	5	2F342-1905-152-PD	★	☆	.750	4.000	.713	1.937

Dimensiones, pulg.

A179 A194 E9 E22 E14

SANDVIK Coromant

SPA

Fresa de ranurar de metal duro enteriza CoroMill® Plura para fresado pesado

Para acero

FHA	38°
BSG	COROMANT
TCDC	h10
TCDCON	h6

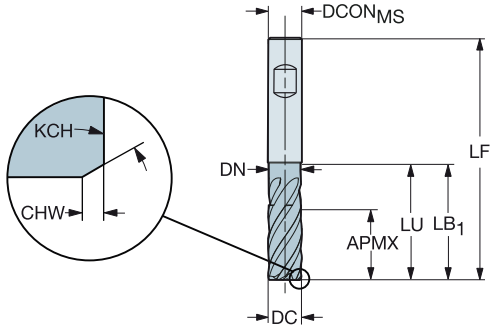

Versión métrica

DC	CZC_{MS}	APMX	CHW	KCH	LU	ZEFP	Código de pedido	P 1730	K 1730	$DCON_{MS}$	LF	DN	LB_1
								Dimensiones, mm					
10.0	10	22.0	0.15	45°	30.0	5	2N342-1000-PD	★	☆	10.0	72.0	9.5	30.0
12.0	12	26.0	0.15	45°	36.0	5	2N342-1200-PD	★	☆	12.0	83.0	11.4	36.0
16.0	16	34.0	0.25	45°	42.0	5	2N342-1600-PD	★	☆	16.0	92.0	15.2	42.0
20.0	20	42.0	0.25	45°	52.0	5	2N342-2000-PD	★	☆	20.0	104.0	19.0	52.0
25.0	25	52.0	0.25	45°	63.0	5	2N342-2500-PD	★	☆	25.0	121.0	24.0	63.0

Versión en pulgadas

DC	CZC_{MS}	APMX	CHW	KCH	LU	ZEFP	Código de pedido	P 1730	K 1730	$DCON_{MS}$	LF	DN	LB_1
								Dimensiones, pulg.					
.625	5/8	1.315	.010	45°	1.625	5	2N342-1588-PD	★	☆	.625	3.500	.594	1.625
.750	3/4	1.626	.010	45°	1.937	5	2N342-1905-PD	★	☆	.750	4.000	.713	1.937

A179 A194 E9 E22 E14

Fresa de ranurar de metal duro enteriza CoroMill® Plura para fresado pesado

Para acero

FHA	42°
BSG	COROMANT
TCDC	h10
TCDCON	h6

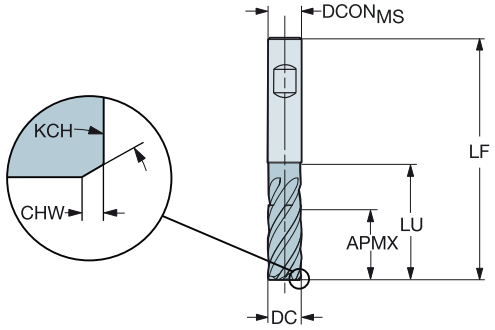

Versión métrica

DC	CZC_{MS}	APMX	CHW	KCH	LU	ZEFP	Código de pedido	P 1730	K 1730	Dimensiones, mm $DCON_{MS}$	LF
10.0	10	22.0	0.15	45°	22.0	4	2P342-1000-PB	★	☆	10.0	72.0
12.0	12	26.0	0.15	45°	26.0	4	2P342-1200-PB	★	☆	12.0	83.0
16.0	16	34.0	0.25	45°	34.0	4	2P342-1600-PB	★	☆	16.0	97.0
20.0	20	42.0	0.25	45°	42.0	4	2P342-2000-PB	★	☆	20.0	109.6
25.0	25	52.0	0.25	45°	52.0	4	2P342-2500-PB	★	☆	25.0	129.5

Versión en pulgadas

DC	CZC_{MS}	APMX	CHW	KCH	LU	ZEFP	Código de pedido	P 1730	K 1730	Dimensiones, pulg. $DCON_{MS}$	LF
.625	5/8	1.313	.010	45°	1.313	4	2P342-1588-PB	★	☆	.625	3.500
.750	3/4	1.625	.010	45°	1.625	4	2P342-1905-PB	★	☆	.750	4.315

A179 A194 E9 E22 E14

Fresa de ranurar de metal duro enteriza CoroMill® Plura para fresado pesado

Para acero

FHA	42°
BSG	COROMANT
TCDC	h10
TCDCON	h6

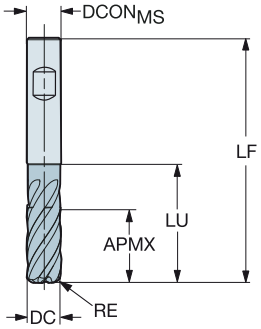

Versión métrica

DC	CZC_{MS}	APMX	RE	LU	ZEFP	Código de pedido	P 1730	K 1730	$DCON_{MS}$	LF
									Dimensiones, mm	
10.0	10	22.0	0.50	22.0	4	2S342-1000-050-PB	★	☆	10.0	72.0
	10	22.0	1.00	22.0	4	2S342-1000-100-PB	★	☆	10.0	72.0
	10	22.0	2.00	22.0	4	2S342-1000-200-PB	★	☆	10.0	72.0
12.0	12	26.0	0.50	26.0	4	2S342-1200-050-PB	★	☆	12.0	83.0
	12	26.0	1.00	26.0	4	2S342-1200-100-PB	★	☆	12.0	83.0
	12	26.0	2.00	26.0	4	2S342-1200-200-PB	★	☆	12.0	83.0
16.0	16	34.0	0.50	34.0	4	2S342-1600-050-PB	★	☆	16.0	97.0
	16	34.0	1.00	34.0	4	2S342-1600-100-PB	★	☆	16.0	97.0
	16	34.0	2.00	34.0	4	2S342-1600-200-PB	★	☆	16.0	97.0
20.0	20	42.0	1.00	42.0	4	2S342-2000-100-PB	★	☆	20.0	109.6
	20	42.0	2.00	42.0	4	2S342-2000-200-PB	★	☆	20.0	109.6

Versión en pulgadas

DC	CZC_{MS}	APMX	RE	LU	ZEFP	Código de pedido	P 1730	K 1730	$DCON_{MS}$	LF
									Dimensiones, pulg.	
.625	5/8	1.313	.030	1.313	4	2S342-1588-076-PB	★	☆	.625	3.500
	5/8	1.315	.060	1.315	4	2S342-1588-152-PB	★	☆	.625	3.500
.750	3/4	1.625	.030	1.625	4	2S342-1905-076-PB	★	☆	.750	4.315
	3/4	1.625	.060	1.625	4	2S342-1905-152-PB	★	☆	.750	4.315

A179 A194 E9 E22 E14

Fresa de ranurar de metal duro enteriza CoroMill® Plura para fresado pesado

Para acero

	2P342-PA (1)	2P342-PA (2)
BSG	COROMANT	COROMANT
TCDC	h10	h10
TCDCON	h6	h6

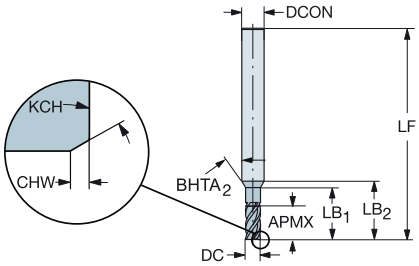

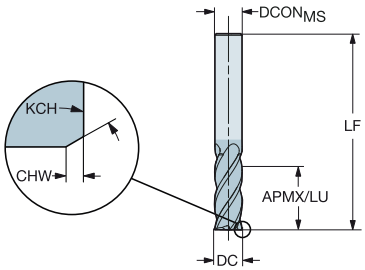

Versión métrica

DC	CZC_{MS}	APMX	CHW	KCH	LU	ZEFP	FHA	DSGN	Código de pedido	P 1730	K 1730	Dimensiones, mm $DCON_{MS}$	LF	LB_1	LB_2	$BHTA_2$
2.0	6	5.0	0.05	45°	5.0	4	38°	1	2P342-0200-PA	★	☆	6.0	57.0	10.0	13.5	30°
3.0	6	7.0	0.10	45°	7.0	4	38°	1	2P342-0300-PA	★	☆	6.0	57.0	13.0	15.6	30°
4.0	6	9.0	0.10	45°	9.0	4	38°	1	2P342-0400-PA	★	☆	6.0	57.0	14.0	15.7	30°
5.0	6	11.0	0.10	45°	11.0	4	38°	1	2P342-0500-PA	★	☆	6.0	57.0	16.0	16.9	30°
6.0	6	13.0	0.10	45°	13.0	4	38°	2	2P342-0600-PA	★	☆	6.0	57.0			
8.0	8	18.0	0.15	45°	18.0	4	38°	2	2P342-0800-PA	★	☆	8.0	63.0			
10.0	10	22.0	0.15	45°	22.0	4	42°	2	2P342-1000-PA	★	☆	10.0	72.0			
12.0	12	26.0	0.15	45°	26.0	4	42°	2	2P342-1200-PA	★	☆	12.0	83.0			
14.0	14	30.0	0.15	45°	30.0	4	42°	2	2P342-1400-PA	★	☆	14.0	83.0			
16.0	16	34.0	0.25	45°	34.0	4	42°	2	2P342-1600-PA	★	☆	16.0	92.0			
20.0	20	42.0	0.25	45°	42.0	4	42°	2	2P342-2000-PA	★	☆	20.0	104.0			
25.0	25	52.0	0.25	45°	52.0	4	42°	2	2P342-2500-PA	★	☆	25.0	121.0			

Versión en pulgadas

DC	CZC_{MS}	APMX	CHW	KCH	LU	ZEFP	FHA	DSGN	Código de pedido	P 1730	K 1730	Dimensiones, pulg. $DCON_{MS}$	LF
.125	1/8	.313	.004	45°	.313	4	38°	2	2P342-0318-PA	★	☆	.125	1.500
.187	3/16	.438	.004	45°	.438	4	38°	2	2P342-0476-PA	★	☆	.188	2.000
.250	1/4	.625	.004	45°	.625	4	38°	2	2P342-0635-PA	★	☆	.250	2.500
.313	5/16	.750	.004	45°	.750	4	38°	2	2P342-0794-PA	★	☆	.313	2.500
.375	3/8	.875	.006	45°	.875	4	42°	2	2P342-0953-PA	★	☆	.375	2.500
.500	1/2	1.125	.006	45°	1.125	4	42°	2	2P342-1270-PA	★	☆	.500	3.000
.625	5/8	1.313	.010	45°	1.313	4	42°	2	2P342-1588-PA	★	☆	.625	3.500
.750	3/4	1.625	.010	45°	1.625	4	42°	2	2P342-1905-PA	★	☆	.750	4.000

A179 A194 E9 E22 E14

Fresa de ranurar de metal duro enteriza CoroMill® Plura para fresado pesado

Para acero



	2S342-PA (1)	2S342-PA (2)
BSG	COROMANT	COROMANT
TCDC	h10	h10
TCDCON	h6	h6

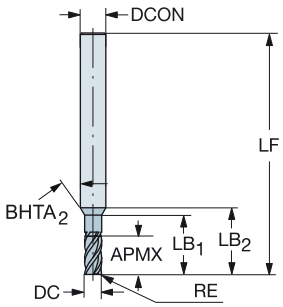

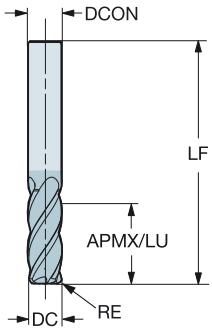

Versión métrica

DC	CZC_{MS}	APMX	RE	LU	ZEFP	FHA	DSGN	Código de pedido	P 1730	K 1730	Dimensiones, mm $DCON_{MS}$	LF	LB_1	LB_2	$BHTA_2$
3.0	6	7.0	0.20	7.0	4	38°	1	2S342-0300-020-PA	★	☆	6.0	57.0	13.0	15.6	30°
	6	7.0	0.50	7.0	4	38°	1	2S342-0300-050-PA	★	☆	6.0	57.0	13.0	15.6	30°
4.0	6	9.0	0.20	9.0	4	38°	1	2S342-0400-020-PA	★	☆	6.0	57.0	14.0	15.7	30°
	6	9.0	0.50	9.0	4	38°	1	2S342-0400-050-PA	★	☆	6.0	57.0	14.0	15.7	30°
5.0	6	11.0	0.50	11.0	4	38°	1	2S342-0500-050-PA	★	☆	6.0	57.0	16.0	16.9	30°
	6	11.0	1.00	11.0	4	38°	1	2S342-0500-100-PA	★	☆	6.0	57.0	16.0	16.9	30°
6.0	6	13.0	0.50	13.0	4	38°	2	2S342-0600-050-PA	★	☆	6.0	57.0			
	6	13.0	1.00	13.0	4	38°	2	2S342-0600-100-PA	★	☆	6.0	57.0			
8.0	8	18.0	0.50	18.0	4	38°	2	2S342-0800-050-PA	★	☆	8.0	63.0			
	8	18.0	1.00	18.0	4	38°	2	2S342-0800-100-PA	★	☆	8.0	63.0			
	8	18.0	2.00	18.0	4	38°	2	2S342-0800-200-PA	★	☆	8.0	63.0			
10.0	10	22.0	0.50	22.0	4	42°	2	2S342-1000-050-PA	★	☆	10.0	72.0			
	10	22.0	1.00	22.0	4	42°	2	2S342-1000-100-PA	★	☆	10.0	72.0			
	10	22.0	2.00	22.0	4	42°	2	2S342-1000-200-PA	★	☆	10.0	72.0			
12.0	12	26.0	0.50	26.0	4	42°	2	2S342-1200-050-PA	★	☆	12.0	83.0			
	12	26.0	1.00	26.0	4	42°	2	2S342-1200-100-PA	★	☆	12.0	83.0			
	12	26.0	2.00	26.0	4	42°	2	2S342-1200-200-PA	★	☆	12.0	83.0			
16.0	16	34.0	0.50	34.0	4	42°	2	2S342-1600-050-PA	★	☆	16.0	92.0			
	16	34.0	1.00	34.0	4	42°	2	2S342-1600-100-PA	★	☆	16.0	92.0			
	16	34.0	2.00	34.0	4	42°	2	2S342-1600-200-PA	★	☆	16.0	92.0			
20.0	20	42.0	1.00	42.0	4	42°	2	2S342-2000-100-PA	★	☆	20.0	104.0			
	20	42.0	2.00	42.0	4	42°	2	2S342-2000-200-PA	★	☆	20.0	104.0			

Versión en pulgadas

DC	CZC_{MS}	APMX	RE	LU	ZEFP	FHA	DSGN	Código de pedido	P 1730	K 1730	Dimensiones, pulg. $DCON_{MS}$	LF
.125	1/8	.313	.015	.313	4	38°	2	2S342-0318-038-PA	★	☆	.125	1.500
.187	3/16	.438	.015	.438	4	38°	2	2S342-0476-038-PA	★	☆	.188	2.000
.250	1/4	.625	.015	.625	4	38°	2	2S342-0635-038-PA	★	☆	.250	2.500
	1/4	.625	.030	.625	4	38°	2	2S342-0635-076-PA	★	☆	.250	2.500
.313	5/16	.750	.015	.750	4	38°	2	2S342-0794-038-PA	★	☆	.313	2.500
	5/16	.750	.030	.750	4	38°	2	2S342-0794-076-PA	★	☆	.313	2.500
.375	3/8	.875	.015	.875	4	42°	2	2S342-0953-038-PA	★	☆	.375	2.500
	3/8	.875	.030	.875	4	42°	2	2S342-0953-076-PA	★	☆	.375	2.500
.438	7/16	1.000	.015	1.000	4	42°	2	2S342-1111-038-PA	★	☆	.438	2.750
	7/16	1.000	.030	1.000	4	42°	2	2S342-1111-076-PA	★	☆	.438	2.750
.500	1/2	1.125	.015	1.125	4	42°	2	2S342-1270-038-PA	★	☆	.500	3.000
	1/2	1.125	.030	1.125	4	42°	2	2S342-1270-076-PA	★	☆	.500	3.000
	1/2	1.125	.060	1.125	4	42°	2	2S342-1270-152-PA	★	☆	.500	3.000
.625	5/8	1.313	.030	1.313	4	42°	2	2S342-1588-076-PA	★	☆	.625	3.500
	5/8	1.315	.060	1.315	4	42°	2	2S342-1588-152-PA	★	☆	.625	3.500
.750	3/4	1.625	.030	1.625	4	42°	2	2S342-1905-076-PA	★	☆	.750	4.000
	3/4	1.625	.060	1.625	4	42°	2	2S342-1905-152-PA	★	☆	.750	4.000

A179 A194 E9 E22 E14

Fresa de ranurar de metal duro enteriza CoroMill® Plura para fresado pesado

Para acero inoxidable

FHA	38°
BSG	COROMANT
TCDC	h10
TCDCON	h6

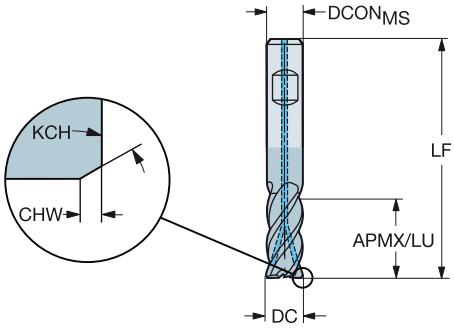

Versión métrica

DC	CZC_{MS}	APMX	CHW	KCH	LU	CXSC	ZEFP	Código de pedido	M 1740	S 1740	Dimensiones, mm $DCON_{MS}$	LF
10.0	10	22.0	0.15	45°	22.0	3	4	2P342-1000-CMB	★	☆	10.0	72.0
12.0	12	26.0	0.15	45°	26.0	3	4	2P342-1200-CMB	★	☆	12.0	83.0
16.0	16	34.0	0.25	45°	34.0	3	4	2P342-1600-CMB	★	☆	16.0	97.0
20.0	20	42.0	0.25	45°	42.0	3	4	2P342-2000-CMB	★	☆	20.0	109.6
25.0	25	52.0	0.25	45°	52.0	3	4	2P342-2500-CMB	★	☆	25.0	129.5

A179 A194 E9 E22 E14

SPA

Fresa de ranurar de metal duro enteriza CoroMill® Plura para fresado pesado

Para acero inoxidable

BSG	COROMANT
TCDC	h10
TCDCON	h6

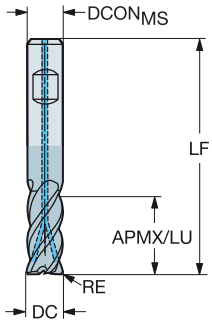

Versión métrica

DC	CZCMS	APMX	RE	LU	CNSC	CXSC	ZEFP	FHA	Código de pedido	M 1740	S 1740	Dimensiones, mm DCONMS	LF
10.0	10	22.0	0.50	22.0	1	4	4	38°	2S342-1000-050CMB	★	☆	10.0	72.0
	10	22.0	1.00	22.0	1	4	4	38°	2S342-1000-100CMB	★	☆	10.0	72.0
	10	22.0	1.50	22.0	1	4	4	38°	2S342-1000-150CMB	★	☆	10.0	72.0
	10	22.0	2.00	22.0	1	4	4	38°	2S342-1000-200CMB	★	☆	10.0	72.0
	10	22.0	3.00	22.0	1	4	4	38°	2S342-1000-300CMB	★	☆	10.0	72.0
12.0	12	26.0	0.50	26.0	1	4	4	38°	2S342-1200-050CMB	★	☆	12.0	83.0
	12	26.0	1.00	26.0	1	4	4	38°	2S342-1200-100CMB	★	☆	12.0	83.0
	12	26.0	1.50	26.0	1	4	4	38°	2S342-1200-150CMB	★	☆	12.0	83.0
	12	26.0	2.00	26.0	1	4	4	38°	2S342-1200-200CMB	★	☆	12.0	83.0
	12	26.0	3.00	26.0	1	4	4	38°	2S342-1200-300CMB	★	☆	12.0	83.0
16.0	16	34.0	0.50	34.0	1	4	4	38°	2S342-1600-050CMB	★	☆	16.0	97.0
	16	34.0	1.00	34.0	1	4	4	38°	2S342-1600-100CMB	★	☆	16.0	97.0
	16	34.0	2.00	34.0	1	4	4	42°	2S342-1600-200CMB	★	☆	16.0	97.0
	16	34.0	3.00	34.0	1	4	4	38°	2S342-1600-300CMB	★	☆	16.0	97.0
	16	34.0	4.00	34.0	1	4	4	38°	2S342-1600-400CMB	★	☆	16.0	97.0
	16	34.0	5.00	34.0	1	4	4	38°	2S342-1600-500CMB	★	☆	16.0	97.0
20.0	20	42.0	1.00	42.0	1	4	4	38°	2S342-2000-100CMB	★	☆	20.0	109.6
	20	42.0	2.00	42.0	1	4	4	38°	2S342-2000-200CMB	★	☆	20.0	109.6
	20	42.0	3.00	42.0	1	4	4	38°	2S342-2000-300CMB	★	☆	20.0	109.6
	20	42.0	4.00	42.0	1	4	4	38°	2S342-2000-400CMB	★	☆	20.0	109.6
	20	42.0	5.00	42.0	1	4	4	38°	2S342-2000-500CMB	★	☆	20.0	109.6
	20	42.0	6.35	42.0	1	4	4	38°	2S342-2000-635CMB	★	☆	20.0	109.6

Versión en pulgadas

DC	CZCMS	APMX	RE	LU	CNSC	CXSC	ZEFP	FHA	Código de pedido	M 1740	S 1740	Dimensiones, pulg. DCONMS	LF
.625	5/8	1.313	.030	1.313	1	4	4	38°	2S342-1588-076CMB	★	☆	.625	3.780
	5/8	1.313	.060	1.313	1	4	4	38°	2S342-1588-152CMB	★	☆	.625	3.780
	5/8	1.313	.090	1.313	1	4	4	38°	2S342-1588-229CMB	★	☆	.625	3.780
	5/8	1.313	.120	1.313	1	4	4	38°	2S342-1588-305CMB	★	☆	.625	3.780
.750	3/4	1.625	.030	1.625	1	4	4	38°	2S342-1905-076CMB	★	☆	.750	4.315
	3/4	1.625	.060	1.625	1	4	4	38°	2S342-1905-152CMB	★	☆	.750	4.315
	3/4	1.625	.090	1.625	1	4	4	38°	2S342-1905-229CMB	★	☆	.750	4.315
	3/4	1.625	.120	1.625	1	4	4	38°	2S342-1905-305CMB	★	☆	.750	4.315
	3/4	1.625	.190	1.625	1	4	4	38°	2S342-1905-483CMB	★	☆	.750	4.315

A179 A194 E9 E22 E14

Fresa de ranurar de metal duro enteriza CoroMill® Plura para fresado pesado

Para acero inoxidable

FHA	38°
BSG	COROMANT
TCDC	h10
TCDCON	h6

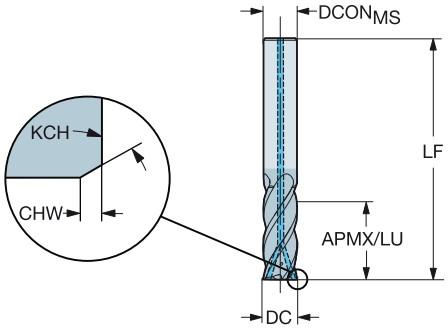

Versión métrica

DC	CZC_{MS}	APMX	CHW	KCH	LU	CNSC	CXSC	ZEFP	Código de pedido	M 1740	S 1740	$DCON_{MS}$	LF
										Dimensiones, mm			
6.0	6	13.0	0.10	45°	13.0	1	3	4	2P342-0600-CMA	★	☆	6.0	57.0
8.0	8	18.0	0.15	45°	18.0	1	3	4	2P342-0800-CMA	★	☆	8.0	63.0
10.0	10	22.0	0.15	45°	22.0	1	3	4	2P342-1000-CMA	★	☆	10.0	72.0
12.0	12	26.0	0.15	45°	26.0	1	3	4	2P342-1200-CMA	★	☆	12.0	83.0
16.0	16	34.0	0.25	45°	34.0	1	3	4	2P342-1600-CMA	★	☆	16.0	92.0
20.0	20	42.0	0.25	45°	42.0	1	3	4	2P342-2000-CMA	★	☆	20.0	104.0
25.0	25	52.0	0.25	45°	52.0	1	3	4	2P342-2500-CMA	★	☆	25.0	121.0

Versión en pulgadas

DC	CZC_{MS}	APMX	CHW	KCH	LU	CNSC	CXSC	ZEFP	Código de pedido	M 1740	S 1740	$DCON_{MS}$	LF
										Dimensiones, pulg.			
.250	1/4	.625	.004	45°	.625	1	3	4	2P342-0635-CMA	★	☆	.250	2.500
.313	5/16	.750	.004	45°	.750	1	3	4	2P342-0794-CMA	★	☆	.313	2.500
.375	3/8	.875	.006	45°	.875	1	3	4	2P342-0953-CMA	★	☆	.375	2.500
.500	1/2	1.125	.006	45°	1.125	1	3	4	2P342-1270-CMA	★	☆	.500	3.000
.625	5/8	1.313	.010	45°	1.313	1	3	4	2P342-1588-CMA	★	☆	.625	3.500
.750	3/4	1.625	.010	45°	1.625	1	3	4	2P342-1905-CMA	★	☆	.750	4.000

A179 A194 E9 E22 E28 E14

Fresa de ranurar de metal duro enteriza CoroMill® Plura para fresado pesado

Para acero inoxidable

FHA	38°
BSG	COROMANT
TCDC	h10
TCDCON	h6

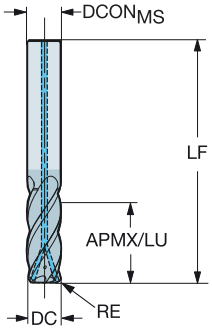

Versión métrica

DC	CZC_{MS}	APMX	RE	LU	CNSC	CXSC	ZEFP	Código de pedido	M 1740	S 1740	Dimensiones, mm $DCON_{MS}$	LF
6.0	6	13.0	0.50	13.0	1	3	4	2S342-0600-050CMA	★	☆	6.0	57.0
	6	13.0	1.00	13.0	1	3	4	2S342-0600-100CMA	★	☆	6.0	57.0
8.0	8	18.0	0.50	18.0	1	3	4	2S342-0800-050CMA	★	☆	8.0	63.0
	8	18.0	1.00	18.0	1	3	4	2S342-0800-100CMA	★	☆	8.0	63.0
	8	18.0	1.50	18.0	1	3	4	2S342-0800-150CMA	★	☆	8.0	63.0
	8	18.0	2.00	18.0	1	3	4	2S342-0800-200CMA	★	☆	8.0	63.0
10.0	10	22.0	0.50	22.0	1	3	4	2S342-1000-050CMA	★	☆	10.0	72.0
	10	22.0	1.00	22.0	1	3	4	2S342-1000-100CMA	★	☆	10.0	72.0
	10	22.0	1.50	22.0	1	3	4	2S342-1000-150CMA	★	☆	10.0	72.0
	10	22.0	2.00	22.0	1	3	4	2S342-1000-200CMA	★	☆	10.0	72.0
	10	22.0	3.00	22.0	1	3	4	2S342-1000-300CMA	★	☆	10.0	72.0
12.0	12	26.0	0.50	26.0	1	3	4	2S342-1200-050CMA	★	☆	12.0	83.0
	12	26.0	1.00	26.0	1	3	4	2S342-1200-100CMA	★	☆	12.0	83.0
	12	26.0	1.50	26.0	1	3	4	2S342-1200-150CMA	★	☆	12.0	83.0
	12	26.0	2.00	26.0	1	3	4	2S342-1200-200CMA	★	☆	12.0	83.0
	12	26.0	3.00	26.0	1	3	4	2S342-1200-300CMA	★	☆	12.0	83.0
16.0	16	34.0	0.50	34.0	1	3	4	2S342-1600-050CMA	★	☆	16.0	92.0
	16	34.0	1.00	34.0	1	3	4	2S342-1600-100CMA	★	☆	16.0	92.0
	16	34.0	2.00	34.0	1	3	4	2S342-1600-200CMA	★	☆	16.0	92.0
	16	34.0	3.00	34.0	1	3	4	2S342-1600-300CMA	★	☆	16.0	92.0
	16	34.0	4.00	34.0	1	3	4	2S342-1600-400CMA	★	☆	16.0	92.0
	16	34.0	5.00	34.0	1	3	4	2S342-1600-500CMA	★	☆	16.0	92.0
20.0	20	42.0	1.00	42.0	1	3	4	2S342-2000-100CMA	★	☆	20.0	104.0
	20	42.0	2.00	42.0	1	3	4	2S342-2000-200CMA	★	☆	20.0	104.0
	20	42.0	3.00	42.0	1	3	4	2S342-2000-300CMA	★	☆	20.0	104.0
	20	42.0	4.00	42.0	1	3	4	2S342-2000-400CMA	★	☆	20.0	104.0
	20	42.0	5.00	42.0	1	3	4	2S342-2000-500CMA	★	☆	20.0	104.0
	20	42.0	6.35	42.0	1	3	4	2S342-2000-635CMA	★	☆	20.0	104.0

A179 A194 E9 E22 E28 E14

Fresa de ranurar de metal duro enteriza CoroMill® Plura para fresado pesado

Para acero inoxidable



FHA	38°
BSG	COROMANT
TCDC	h10
TCDCON	h6

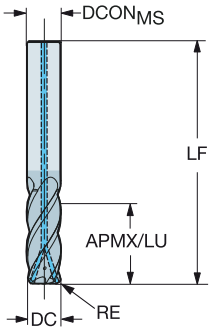

Versión en pulgadas

DC	CZC_{MS}	APMX	RE	LU	CNSC	CXSC	ZEFP	Código de pedido	M 1740	S 1740	$DCON_{MS}$	LF
.250	1/4	.625	.015	.625	1	3	4	2S342-0635-038CMA	★	☆	.250	2.500
	1/4	.625	.030	.625	1	3	4	2S342-0635-076CMA	★	☆	.250	2.500
.313	5/16	.750	.015	.750	1	3	4	2S342-0794-038CMA	★	☆	.313	2.500
.375	3/8	.875	.015	.875	1	3	4	2S342-0953-038CMA	★	☆	.375	2.500
	3/8	.875	.030	.875	1	3	4	2S342-0953-076CMA	★	☆	.375	2.500
	3/8	.875	.060	.875	1	3	4	2S342-0953-152CMA	★	☆	.375	2.500
.500	1/2	1.125	.015	1.125	1	3	4	2S342-1270-038CMA	★	☆	.500	3.000
	1/2	1.125	.030	1.125	1	3	4	2S342-1270-076CMA	★	☆	.500	3.000
	1/2	1.125	.060	1.125	1	3	4	2S342-1270-152CMA	★	☆	.500	3.000
	1/2	1.125	.090	1.125	1	3	4	2S342-1270-229CMA	★	☆	.500	3.000
	1/2	1.125	.120	1.125	1	3	4	2S342-1270-305CMA	★	☆	.500	3.000
.625	5/8	1.313	.030	1.313	1	3	4	2S342-1588-076CMA	★	☆	.625	3.500
	5/8	1.313	.060	1.313	1	3	4	2S342-1588-152CMA	★	☆	.625	3.500
	5/8	1.313	.090	1.313	1	3	4	2S342-1588-229CMA	★	☆	.625	3.500
	5/8	1.313	.120	1.313	1	3	4	2S342-1588-305CMA	★	☆	.625	3.500
.750	3/4	1.625	.030	1.625	1	3	4	2S342-1905-076CMA	★	☆	.750	4.000
	3/4	1.625	.060	1.625	1	3	4	2S342-1905-152CMA	★	☆	.750	4.000
	3/4	1.625	.090	1.625	1	3	4	2S342-1905-229CMA	★	☆	.750	4.000
	3/4	1.625	.120	1.625	1	3	4	2S342-1905-305CMA	★	☆	.750	4.000
	3/4	1.625	.190	1.625	1	3	4	2S342-1905-483CMA	★	☆	.750	4.000

A179 A194 E9 E22 E28 E14

Fresa de ranurar enteriza de metal duro CoroMill® Plura para fresado lateral de alto avance

Cuándo utilizarla

Excelente en desbaste cuando se requiere una buena calidad superficial

Primera elección para estrategias CAM de fresado lateral de alto avance

Material ISO	P	K	M	S	
Calidad	1630	1640	1740	1745	1710
Mango	Cilíndrico		Weldon		

Gama de productos

Para acero inoxidable y acero

Para aleaciones de titanio

Para aleaciones con base de níquel

Fresa de ranurar enteriza de metal duro CoroMill® Plura para fresado lateral de alto avance

Para acero con una dureza ≤ 48 HRc

	2P340-PA	2P340-PB
FHA	37°	37°
BSG	DIN 6527 L	DIN 6527 L
TCDC	h10	h10
TCDCON	h6	h6

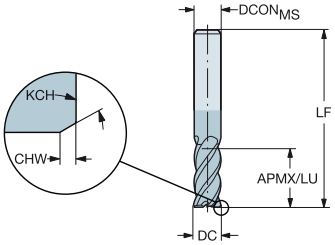

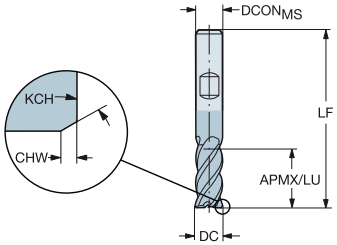

Versión métrica

DC	CZC_{MS}	APMX	CHW	KCH	LU	ZEFP	Código de pedido	P 1630	K 1630	Dimensiones, mm $DCON_{MS}$	LF
2.0	6	7.0	0.15	45°	7.0	4	2P340-0200-PB	★	☆	6.0	57.0
	6	7.0	0.15	45°	7.0	4	2P340-0200-PA	★	☆	6.0	57.0
2.5	6	8.0	0.15	45°	8.0	4	2P340-0250-PB	★	☆	6.0	57.0
	6	8.0	0.15	45°	8.0	4	2P340-0250-PA	★	☆	6.0	57.0
3.0	6	8.0	0.15	45°	8.0	4	2P340-0300-PB	★	☆	6.0	57.0
	6	8.0	0.15	45°	8.0	4	2P340-0300-PA	★	☆	6.0	57.0
3.5	6	10.0	0.13	45°	10.0	4	2P340-0350-PB	★	☆	6.0	57.0
	6	10.0	0.13	45°	10.0	4	2P340-0350-PA	★	☆	6.0	57.0
4.0	6	11.0	0.13	45°	11.0	4	2P340-0400-PB	★	☆	6.0	57.0
	6	11.0	0.13	45°	11.0	4	2P340-0400-PA	★	☆	6.0	57.0
5.0	6	13.0	0.13	45°	13.0	4	2P340-0500-PB	★	☆	6.0	57.0
	6	13.0	0.13	45°	13.0	4	2P340-0500-PA	★	☆	6.0	57.0
6.0	6	13.0	0.15	45°	13.0	4	2P340-0600-PB	★	☆	6.0	57.0
	6	13.0	0.15	45°	13.0	4	2P340-0600-PA	★	☆	6.0	57.0
7.0	8	16.0	0.15	45°	16.0	4	2P340-0700-PB	★	☆	8.0	63.0
	8	16.0	0.15	45°	16.0	4	2P340-0700-PA	★	☆	8.0	63.0
8.0	8	19.0	0.15	45°	19.0	4	2P340-0800-PB	★	☆	8.0	63.0
	8	19.0	0.15	45°	19.0	4	2P340-0800-PA	★	☆	8.0	63.0
9.0	10	19.0	0.15	45°	19.0	4	2P340-0900-PA	★	☆	10.0	72.0
10.0	10	22.0	0.15	45°	22.0	4	2P340-1000-PB	★	☆	10.0	72.0
	10	22.0	0.15	45°	22.0	4	2P340-1000-PA	★	☆	10.0	72.0
12.0	12	26.0	0.15	45°	26.0	4	2P340-1200-PB	★	☆	12.0	83.0
	12	26.0	0.15	45°	26.0	4	2P340-1200-PA	★	☆	12.0	83.0
14.0	14	26.0	0.20	45°	26.0	4	2P340-1400-PB	★	☆	14.0	83.0
	14	26.0	0.20	45°	26.0	4	2P340-1400-PA	★	☆	14.0	83.0
16.0	16	32.0	0.20	45°	32.0	4	2P340-1600-PB	★	☆	16.0	92.0
	16	32.0	0.20	45°	32.0	4	2P340-1600-PA	★	☆	16.0	92.0
18.0	18	32.0	0.20	45°	32.0	4	2P340-1800-PB	★	☆	18.0	92.0
	18	32.0	0.20	45°	32.0	4	2P340-1800-PA	★	☆	18.0	92.0
20.0	20	38.0	0.20	45°	38.0	4	2P340-2000-PB	★	☆	20.0	104.0
	20	38.0	0.20	45°	38.0	4	2P340-2000-PA	★	☆	20.0	104.0
25.0	25	45.0	0.20	45°	45.0	4	2P340-2500-PB	★	☆	25.0	121.0
	25	45.0	0.20	45°	45.0	4	2P340-2500-PA	★	☆	25.0	121.0

A181 A194 E9 E22 E14

SPA

Fresa de ranurar enteriza de metal duro CoroMill® Plura para fresado lateral de alto avance

Para acero inoxidable y acero de dureza ≤ 48 HRc

FHA	37°
BSG	COROMANT
TCDC	h10
TCDCON	h6

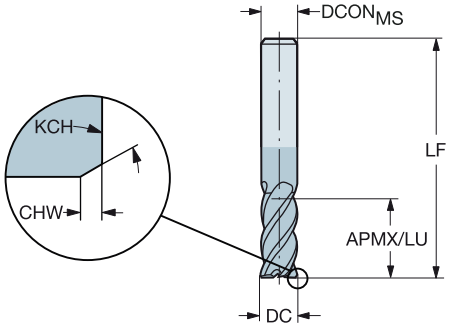

Versión métrica

DC	CZC_{MS}	APMX	CHW	KCH	LU	ZEFP	Código de pedido	P 1630	M 1630	K 1630	S 1630	Dimensiones, mm $DCON_{MS}$	LF
6.0	6	22.0	0.15	45°	22.0	4	2P360-0600-PA	★	★	☆	☆	6.0	65.0
8.0	8	28.0	0.15	45°	28.0	4	2P360-0800-PA	★	★	☆	☆	8.0	80.0
10.0	10	32.0	0.15	45°	32.0	4	2P360-1000-PA	★	★	☆	☆	10.0	100.0
12.0	12	40.0	0.15	45°	40.0	4	2P360-1200-PA	★	★	☆	☆	12.0	100.0
14.0	14	50.0	0.20	45°	50.0	4	2P360-1400-PA	★	★	☆	☆	14.0	104.0
16.0	16	60.0	0.15	45°	60.0	4	2P360-1600-PA	★	★	☆	☆	16.0	124.0
20.0	20	70.0	0.20	45°	70.0	4	2P360-2000-PA	★	★	☆	☆	20.0	155.0

A181 A194 E9 E22 E14

Fresa de ranurar enteriza de metal duro CoroMill® Plura para fresado lateral de alto avance

Para acero inoxidable y acero de dureza ≤ 30 HRc

FHA	37°
TCDC	h10
TCDCON	h6



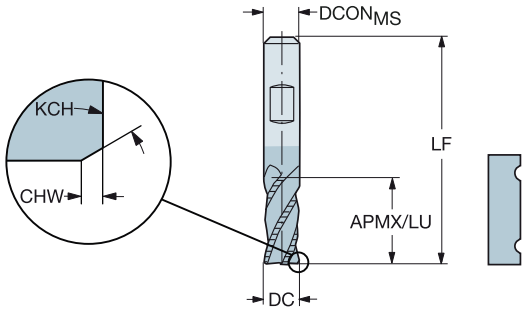

Versión métrica

DC	CZC_{MS}	APMX	CHW	KCH	LU	ZEFP	Código de pedido	P 1740	M 1740	K 1740	S 1740	Dimensiones, mm $DCON_{MS}$	LF
6.0	6	24.0	0.10	45°	24.0	4	2P370-0600-PB	★	★	☆	☆	6.0	66.0
8.0	8	32.0	0.10	45°	32.0	4	2P370-0800-PB	★	★	☆	☆	8.0	74.0
10.0	10	40.0	0.15	45°	40.0	4	2P370-1000-PB	★	★	☆	☆	10.0	87.0
12.0	12	48.0	0.15	45°	48.0	4	2P370-1200-PB	★	★	☆	☆	12.0	103.0
16.0	16	64.0	0.20	45°	64.0	4	2P370-1600-PB	★	★	☆	☆	16.0	124.0
20.0	20	80.0	0.25	45°	80.0	4	2P370-2000-PB	★	★	☆	☆	20.0	145.0
25.0	25	100.0	0.25	45°	100.0	4	2P370-2500-PB	★	★	☆	☆	25.0	178.0

Versión en pulgadas

DC	CZC_{MS}	APMX	CHW	KCH	LU	ZEFP	Código de pedido	P 1740	M 1740	K 1740	S 1740	Dimensiones, pulg. $DCON_{MS}$	LF
.250	1/4	1.000	.004	45°	1.000	4	2P370-0635-PB	★	★	☆	☆	.250	2.688
.313	5/16	1.250	.004	45°	1.250	4	2P370-0794-PB	★	★	☆	☆	.313	2.938
.375	3/8	1.500	.006	45°	1.500	4	2P370-0953-PB	★	★	☆	☆	.375	3.375
.500	1/2	2.000	.006	45°	2.000	4	2P370-1270-PB	★	★	☆	☆	.500	4.188
.625	5/8	2.500	.008	45°	2.500	4	2P370-1588-PB	★	★	☆	☆	.625	4.875
.750	3/4	3.000	.010	45°	3.000	4	2P370-1905-PB	★	★	☆	☆	.750	5.625
1.000	1	4.000	.010	45°	4.000	4	2P370-2540-PB	★	★	☆	☆	1.000	7.125

A181 A194 E9 E22 E14

SPA

Fresa de ranurar enteriza de metal duro CoroMill® Plura para fresado lateral de alto avance

Para acero inoxidable

FHA	41°
BSG	DIN 6527 L
TCDC	h10
TCDCON	h6

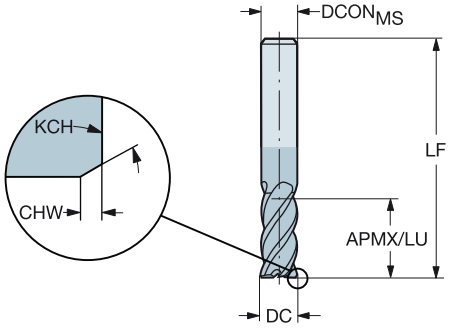

Versión métrica

DC	CZC_{MS}	APMX	CHW	KCH	LU	ZEFP	Código de pedido	M 1640	S 1640	Dimensiones, mm $DCON_{MS}$	LF
2.0	6	7.0	0.15	45°	7.0	4	2P341-0200-MA	★	☆	6.0	57.0
3.0	6	8.0	0.15	45°	8.0	4	2P341-0300-MA	★	☆	6.0	57.0
4.0	6	11.0	0.15	45°	11.0	4	2P341-0400-MA	★	☆	6.0	57.0
5.0	6	13.0	0.15	45°	13.0	4	2P341-0500-MA	★	☆	6.0	57.0
6.0	6	13.0	0.15	45°	13.0	4	2P341-0600-MA	★	☆	6.0	57.0
8.0	8	19.0	0.15	45°	19.0	4	2P341-0800-MA	★	☆	8.0	63.0
10.0	10	22.0	0.15	45°	22.0	4	2P341-1000-MA	★	☆	10.0	72.0
12.0	12	26.0	0.15	45°	26.0	4	2P341-1200-MA	★	☆	12.0	83.0
14.0	14	26.0	0.20	45°	26.0	4	2P341-1400-MA	★	☆	14.0	83.0
16.0	16	32.0	0.20	45°	32.0	4	2P341-1600-MA	★	☆	16.0	92.0
20.0	20	38.0	0.20	45°	38.0	4	2P341-2000-MA	★	☆	20.0	104.0
25.0	25	45.0	0.20	45°	45.0	4	2P341-2500-MA	★	☆	25.0	121.0

A181 A194 E9 E22 E14

Fresa de ranurar enteriza de metal duro CoroMill® Plura para fresado lateral de alto avance

Para acero inoxidable

FHA	41°
BSG	DIN 6527 L
TCDC	h10
TCDCON	h6

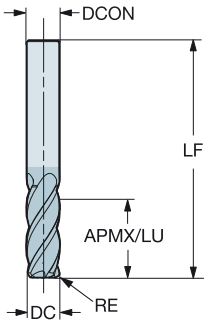

Versión métrica

DC	CZC_{MS}	APMX	RE	LU	ZEFP	Código de pedido	M 1640	S 1640	Dimensiones, mm $DCON_{MS}$	LF
4.0	6	11.0	0.50	11.0	4	2S340-0400-050-MA	★	☆	6.0	57.0
	6	11.0	1.00	11.0	4	2S340-0400-100-MA	★	☆	6.0	57.0
5.0	6	13.0	0.50	13.0	4	2S340-0500-050-MA	★	☆	6.0	57.0
	6	13.0	1.00	13.0	4	2S340-0500-100-MA	★	☆	6.0	57.0
6.0	6	13.0	0.50	13.0	4	2S340-0600-050-MA	★	☆	6.0	57.0
	6	13.0	1.00	13.0	4	2S340-0600-100-MA	★	☆	6.0	57.0
8.0	8	19.0	0.50	19.0	4	2S340-0800-050-MA	★	☆	8.0	63.0
	8	19.0	1.00	19.0	4	2S340-0800-100-MA	★	☆	8.0	63.0
	8	19.0	1.50	19.0	4	2S340-0800-150-MA	★	☆	8.0	63.0
	8	19.0	2.00	19.0	4	2S340-0800-200-MA	★	☆	8.0	63.0
10.0	10	22.0	0.50	22.0	4	2S340-1000-050-MA	★	☆	10.0	72.0
	10	22.0	1.00	22.0	4	2S340-1000-100-MA	★	☆	10.0	72.0
	10	22.0	1.50	22.0	4	2S340-1000-150-MA	★	☆	10.0	72.0
	10	22.0	2.00	22.0	4	2S340-1000-200-MA	★	☆	10.0	72.0
12.0	12	26.0	1.00	26.0	4	2S340-1200-100-MA	★	☆	12.0	83.0
	12	26.0	1.50	26.0	4	2S340-1200-150-MA	★	☆	12.0	83.0
	12	26.0	2.00	26.0	4	2S340-1200-200-MA	★	☆	12.0	83.0
	12	26.0	3.00	26.0	4	2S340-1200-300-MA	★	☆	12.0	83.0
16.0	16	32.0	1.50	32.0	4	2S340-1600-150-MA	★	☆	16.0	92.0
	16	32.0	2.00	32.0	4	2S340-1600-200-MA	★	☆	16.0	92.0
	16	32.0	3.00	32.0	4	2S340-1600-300-MA	★	☆	16.0	92.0
	16	32.0	4.00	32.0	4	2S340-1600-400-MA	★	☆	16.0	92.0
20.0	20	38.0	1.50	38.0	4	2S340-2000-150-MA	★	☆	20.0	104.0
	20	38.0	2.00	38.0	4	2S340-2000-200-MA	★	☆	20.0	104.0
	20	38.0	3.00	38.0	4	2S340-2000-300-MA	★	☆	20.0	104.0
	20	38.0	4.00	38.0	4	2S340-2000-400-MA	★	☆	20.0	104.0

A181 A194 E9 E22 E14

SANDVIK Coromant

SPA

Fresa de ranurar enteriza de metal duro CoroMill® Plura para fresado lateral de alto avance

Para aleaciones de titanio

FHA	42°
BSG	COROMANT
TCDC	h10
TCDCON	h6

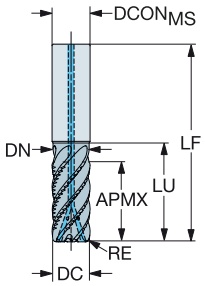

Versión métrica

DC	CZC_{MS}	APMX	RE	LU	CNSC	CXSC	ZEFP	Código de pedido	S 1745	Dimensiones, mm $DCON_{MS}$	LF	DN
10.0	10	22.0	1.00	30.0	1	3	6	2F340-1000-100CSC	★	10.0	72.0	9.5
	10	22.0	2.00	30.0	1	3	6	2F340-1000-200CSC	★	10.0	72.0	9.5
12.0	12	26.0	1.00	36.0	1	3	6	2F340-1200-100CSC	★	12.0	83.0	11.4
	12	26.0	2.00	36.0	1	3	6	2F340-1200-200CSC	★	12.0	83.0	11.4
16.0	16	34.0	2.00	42.0	1	3	6	2F340-1600-200CSC	★	16.0	92.0	15.2
	16	34.0	3.00	42.0	1	3	6	2F340-1600-300CSC	★	16.0	92.0	15.2
20.0	20	42.0	3.00	52.0	1	3	6	2F340-2000-300CSC	★	20.0	104.0	19.0
25.0	25	52.0	4.00	63.0	1	3	6	2F340-2500-400CSC	★	25.0	121.0	23.8
32.0	32	66.0	4.00	82.0	1	3	6	2F340-3200-400CSC	★	32.0	150.0	30.4

Versión en pulgadas

DC	CZC_{MS}	APMX	RE	LU	CNSC	CXSC	ZEFP	Código de pedido	S 1745	Dimensiones, pulg. $DCON_{MS}$	LF	DN
.375	3/8	.781	.030	1.156	1	3	6	2F340-0953-076CSC	★	.375	2.750	.356
	3/8	.781	.060	1.156	1	3	6	2F340-0953-152CSC	★	.375	2.750	.356
.500	1/2	1.125	.060	1.438	1	3	6	2F340-1270-152CSC	★	.500	3.500	.475
	1/2	1.125	.090	1.438	1	3	6	2F340-1270-228CSC	★	.500	3.500	.475
.625	5/8	1.125	.060	1.563	1	3	6	2F340-1588-152CSC	★	.625	3.500	.594
	5/8	1.313	.090	1.563	1	3	6	2F340-1588-228CSC	★	.625	3.500	.594
.750	3/4	1.625	.090	1.563	1	3	6	2F340-1905-228CSC	★	.750	4.000	.713
	3/4	1.625	.120	1.937	1	3	6	2F340-1905-304CSC	★	.750	4.000	.713
1.000	1	2.125	.120	2.656	1	3	6	2F340-2540-304CSC	★	1.000	5.000	.951
1.250	1 1/4	2.625	.120	3.250	1	3	6	2F340-3175-304CSC	★	1.250	6.000	1.187

A181 A194 E9 E22 E28 E14

Fresa de ranurar enteriza de metal duro CoroMill® Plura para fresado lateral de alto avance

Para aleaciones de titanio

FHA	42°
BSG	COROMANT
TCDC	h10
TCDCON	h6

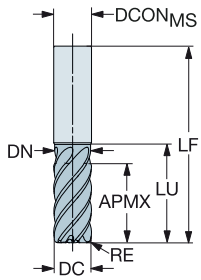

Versión métrica

DC	CZC_{MS}	APMX	RE	LU	ZEFP	Código de pedido	S 1745	$DCON_{MS}$	LF	DN
4.0	6	9.0	0.50	14.5	4	2F340-0400-050-SC	★	6.0	57.0	3.8
5.0	6	11.0	0.50	16.5	4	2F340-0500-050-SC	★	6.0	57.0	4.8
6.0	6	13.0	0.50	20.0	5	2F340-0600-050-SC	★	6.0	57.0	5.7
	6	13.0	1.00	20.0	5	2F340-0600-100-SC	★	6.0	57.0	5.7
8.0	8	18.0	0.50	25.0	5	2F340-0800-050-SC	★	8.0	63.0	7.6
	8	18.0	1.00	25.0	5	2F340-0800-100-SC	★	8.0	63.0	7.6
10.0	10	22.0	0.50	30.0	6	2F340-1000-050-SC	★	10.0	72.0	9.5
	10	22.0	1.00	30.0	6	2F340-1000-100-SC	★	10.0	72.0	9.5
	10	22.0	2.00	30.0	6	2F340-1000-200-SC	★	10.0	72.0	9.5
12.0	12	26.0	1.00	36.0	6	2F340-1200-100-SC	★	12.0	83.0	11.4
	12	26.0	2.00	36.0	6	2F340-1200-200-SC	★	12.0	83.0	11.4
	12	26.0	2.50	36.0	6	2F340-1200-250-SC	★	12.0	83.0	11.4
	12	26.0	3.00	36.0	6	2F340-1200-300-SC	★	12.0	83.0	11.4
16.0	16	34.0	2.00	42.0	6	2F340-1600-200-SC	★	16.0	92.0	15.2
	16	34.0	2.50	42.0	6	2F340-1600-250-SC	★	16.0	92.0	15.2
	16	34.0	3.00	42.0	6	2F340-1600-300-SC	★	16.0	92.0	15.2
	16	34.0	4.00	42.0	6	2F340-1600-400-SC	★	16.0	92.0	15.2
20.0	20	42.0	3.00	52.0	6	2F340-2000-300-SC	★	20.0	104.0	19.0
	20	42.0	4.00	52.0	6	2F340-2000-400-SC	★	20.0	104.0	19.0
	20	42.0	6.35	52.0	6	2F340-2000-635-SC	★	20.0	104.0	19.0
25.0	25	52.0	3.00	63.0	6	2F340-2500-300-SC	★	25.0	121.0	23.8
	25	52.0	4.00	63.0	6	2F340-2500-400-SC	★	25.0	121.0	23.8
	25	52.0	6.35	63.0	6	2F340-2500-635-SC	★	25.0	121.0	23.8
32.0	32	66.0	4.00	82.0	6	2F340-3200-400-SC	★	32.0	150.0	30.4

A181 A194 E9 E22 E14

SANDVIK Coromant

Fresa de ranurar enteriza de metal duro CoroMill® Plura para fresado lateral de alto avance

Para aleaciones de titanio

FHA	42°
BSG	COROMANT
TCDC	h10
TCDCON	h6

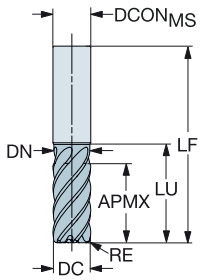

Versión en pulgadas

DC	CZC_{MS}	APMX	RE	LU	ZEFP	Código de pedido	S 1745	Dimensiones, pulg. $DCON_{MS}$	LF	DN
.188	3/16	.438	.030	.625	4	2F340-0476-076-SC	★	.188	2.000	.178
.250	1/4	.625	.030	.875	5	2F340-0635-076-SC	★	.250	2.500	.237
	1/4	.625	.060	.875	5	2F340-0635-152-SC	★	.250	2.500	.237
.375	3/8	.781	.030	1.156	6	2F340-0953-076-SC	★	.375	2.750	.356
	3/8	.781	.060	1.156	6	2F340-0953-152-SC	★	.375	2.750	.356
	3/8	.781	.090	1.156	6	2F340-0953-228-SC	★	.375	2.750	.356
.500	1/2	1.125	.030	1.438	6	2F340-1270-076-SC	★	.500	3.500	.475
	1/2	1.125	.060	1.438	6	2F340-1270-152-SC	★	.500	3.500	.475
	1/2	1.125	.090	1.438	6	2F340-1270-228-SC	★	.500	3.500	.475
	1/2	1.125	.120	1.438	6	2F340-1270-304-SC	★	.500	3.500	.475
.625	5/8	1.313	.030	1.563	6	2F340-1588-076-SC	★	.625	3.500	.594
	5/8	1.313	.060	1.563	6	2F340-1588-152-SC	★	.625	3.500	.594
	5/8	1.313	.090	1.563	6	2F340-1588-228-SC	★	.625	3.500	.594
	5/8	1.313	.120	1.563	6	2F340-1588-304-SC	★	.625	3.500	.594
.750	3/4	1.625	.030	1.937	6	2F340-1905-076-SC	★	.750	4.000	.713
	3/4	1.625	.060	1.937	6	2F340-1905-152-SC	★	.750	4.000	.713
	3/4	1.625	.090	1.937	6	2F340-1905-228-SC	★	.750	4.000	.713
	3/4	1.625	.120	1.937	6	2F340-1905-304-SC	★	.750	4.000	.713
1.000	1	2.125	.030	2.656	6	2F340-2540-076-SC	★	1.000	5.000	.951
	1	2.125	.060	2.656	6	2F340-2540-152-SC	★	1.000	5.000	.951
	1	2.125	.090	2.656	6	2F340-2540-228-SC	★	1.000	5.000	.951
	1	2.125	.120	2.656	6	2F340-2540-304-SC	★	1.000	5.000	.951
1.250	1 1/4	2.625	.030	3.250	6	2F340-3175-076-SC	★	1.250	6.000	1.187
	1 1/4	2.625	.060	3.250	6	2F340-3175-152-SC	★	1.250	6.000	1.187
	1 1/4	2.625	.090	3.250	6	2F340-3175-228-SC	★	1.250	6.000	1.187
	1 1/4	2.625	.120	3.250	6	2F340-3175-304-SC	★	1.250	6.000	1.187

A181 A194 E9 E22 E14

Fresa de ranurar enteriza de metal duro CoroMill® Plura para fresado lateral de alto avance

Para aleaciones de titanio

FHA 42°
BSG COROMANT
TCDC h10
TCDCON h6

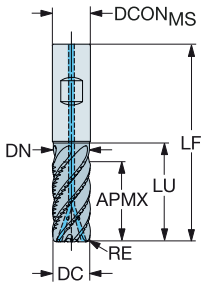

Versión métrica

DC	CZC_{MS}	APMX	RE	LU	CNSC	CXSC	ZEFP	Código de pedido	S 1745	Dimensiones, mm $DCON_{MS}$	LF	DN
16.0	16	34.0	2.00	42.0	1	3	6	2F340-1600-200CSD	★	16.0	92.0	15.2
	16	34.0	3.00	42.0	1	3	6	2F340-1600-300CSD	★	16.0	92.0	15.2
20.0	20	42.0	3.00	52.0	1	3	6	2F340-2000-300CSD	★	20.0	104.0	19.0
25.0	25	52.0	4.00	63.0	1	3	6	2F340-2500-400CSD	★	25.0	121.0	23.8

FHA 42°
BSG COROMANT
TCDC h10
TCDCON h6

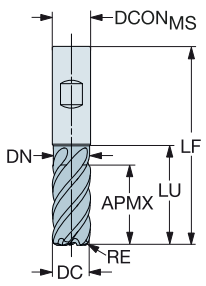

Versión métrica

DC	CZC_{MS}	APMX	RE	LU	ZEFP	Código de pedido	S 1745	Dimensiones, mm $DCON_{MS}$	LF	DN
16.0	16	34.0	2.00	42.0	6	2F340-1600-200-SD	★	16.0	92.0	15.2
	16	34.0	3.00	42.0	6	2F340-1600-300-SD	★	16.0	92.0	15.2
20.0	20	42.0	3.00	52.0	6	2F340-2000-300-SD	★	20.0	104.0	19.0
	20	42.0	4.00	52.0	6	2F340-2000-400-SD	★	20.0	104.0	19.0
25.0	25	52.0	4.00	63.0	6	2F340-2500-400-SD	★	25.0	121.0	23.8

A181 A194 E9 E22 E28 E14

SPA

Fresa de ranurar enteriza de metal duro CoroMill® Plura para fresado lateral de alto avance

Para aleaciones con base de níquel

FHA	42°
BSG	COROMANT
TCDC	h10
TCDCON	h6

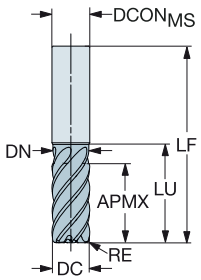

Versión métrica

DC	CZC_{MS}	APMX	RE	LU	ZEFP	Código de pedido	S 1710	Dimensiones, mm $DCON_{MS}$	LF	DN
4.0	6	9.0	0.50	14.5	4	2F341-0400-050-SC	★	6.0	57.0	3.8
5.0	6	11.0	0.50	16.5	4	2F341-0500-050-SC	★	6.0	57.0	4.8
6.0	6	13.0	0.50	20.0	5	2F341-0600-050-SC	★	6.0	57.0	5.7
	6	13.0	1.00	20.0	5	2F341-0600-100-SC	★	6.0	57.0	5.7
8.0	8	18.0	0.50	25.0	5	2F341-0800-050-SC	★	8.0	63.0	7.6
	8	18.0	1.00	25.0	5	2F341-0800-100-SC	★	8.0	63.0	7.6
10.0	10	22.0	0.50	30.0	5	2F341-1000-050-SC	★	10.0	72.0	9.5
	10	22.0	1.00	30.0	5	2F341-1000-100-SC	★	10.0	72.0	9.5
	10	22.0	2.00	30.0	5	2F341-1000-200-SC	★	10.0	72.0	9.5
12.0	12	26.0	1.00	36.0	5	2F341-1200-100-SC	★	12.0	83.0	11.4
	12	26.0	2.00	36.0	5	2F341-1200-200-SC	★	12.0	83.0	11.4
	12	26.0	2.50	36.0	5	2F341-1200-250-SC	★	12.0	83.0	11.4
	12	26.0	3.00	36.0	5	2F341-1200-300-SC	★	12.0	83.0	11.4
16.0	16	34.0	2.00	42.0	5	2F341-1600-200-SC	★	16.0	92.0	15.2
	16	34.0	2.50	42.0	5	2F341-1600-250-SC	★	16.0	92.0	15.2
	16	34.0	3.00	42.0	5	2F341-1600-300-SC	★	16.0	92.0	15.2
	16	34.0	4.00	42.0	5	2F341-1600-400-SC	★	16.0	92.0	15.2
20.0	20	42.0	3.00	52.0	5	2F341-2000-300-SC	★	20.0	104.0	19.0
	20	42.0	4.00	52.0	5	2F341-2000-400-SC	★	20.0	104.0	19.0
	20	42.0	6.35	52.0	5	2F341-2000-635-SC	★	20.0	104.0	19.0
25.0	25	52.0	4.00	63.0	5	2F341-2500-400-SC	★	25.0	121.0	23.8
	25	52.0	6.35	63.0	5	2F341-2500-635-SC	★	25.0	121.0	23.8

A181 A194 E9 E22 E14

Fresa de ranurar enteriza de metal duro CoroMill® Plura para fresado lateral de alto avance

Para aleaciones con base de níquel

FHA	42°
BSG	COROMANT
TCDC	h10
TCDCON	h6



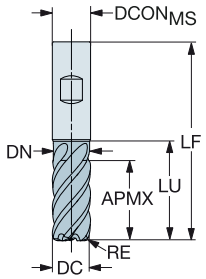

Versión métrica

DC	CZC_{MS}	APMX	RE	LU	ZEFP	Código de pedido	S 1710	$DCON_{MS}$	LF	DN
								Dimensiones, mm		
16.0	16	34.0	3.00	42.0	5	2F341-1600-300-SD	★	16.0	92.0	15.2
	16	34.0	4.00	42.0	5	2F341-1600-400-SD	★	16.0	92.0	15.2
20.0	20	42.0	3.00	52.0	5	2F341-2000-300-SD	★	20.0	104.0	19.0
	20	42.0	4.00	52.0	5	2F341-2000-400-SD	★	20.0	104.0	19.0
25.0	25	52.0	4.00	63.0	5	2F341-2500-400-SD	★	25.0	121.0	23.8

A181 A194 E9 E22 E14

SANDVIK Coromant

Fresa de ranurar de metal duro enteriza CoroMill® Plura para planeado de alto avance

Cuándo utilizarla

Planeado en desbaste

Desbaste de alto avance de formas 3D

Material ISO	P	M	K	S	H
Calidad	1610		1620		
Mango	Cilíndrico				

Gama de productos

Para acero templado de dureza 43 ≤ HRc ≤ 63

Para acero inoxidable y acero de dureza ≤ 48 HRc

Fresa de ranurar de metal duro enteriza CoroMill® Plura para planeado de alto avance

Para acero inoxidable y acero templado con una dureza ≤ 63HRc

FHA	50°
BSG	COROMANT
TCDC	h9
TCDCON	h8

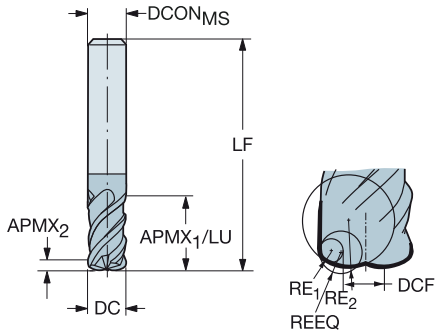

Versión métrica

DC	CZC_{MS}	$APMX_1$	$APMX_2$	RE_1	RE_2	LU	ZEFP	Código de pedido	P 1610	H 1610	$DCON_{MS}$	DCF	LF	REEQ
											Dimensiones, mm			
4.0	6	11.0	0.1	0.5	4.0	15.0	4	R215.H4-04050BAC01H	☆	★	6.0	1.2	57.0	0.62
6.0	6	15.0	0.2	0.5	9.0	15.0	4	R215.H4-06050BAC02H	☆	★	6.0	1.4	57.0	0.69
8.0	8	20.0	0.2	1.0	12.0	20.0	4	R215.H4-08050CAC02H	☆	★	8.0	6.4	63.0	1.23
10.0	10	26.0	0.3	1.5	15.0	26.0	4	R215.H4-10050DAC03H	☆	★	10.0	1.6	72.0	1.77
12.0	12	30.0	0.4	1.5	18.0	30.0	4	R215.H4-12050DAC04H	☆	★	12.0	2.0	83.0	1.88
16.0	16	36.0	0.5	2.0	24.0	36.0	4	R215.H4-16050EAC05H	☆	★	16.0	3.0	92.0	2.46
20.0	20	45.0	0.6	2.0	30.0	45.0	4	R215.H4-20050EAC06H	☆	★	20.0	4.4	104.0	2.61

A183 A194 E9 E22 E14

SPA

Fresa de ranurar de metal duro enteriza CoroMill® Plura para planeado de alto avance

Para acero inoxidable y acero de dureza ≤ 48 HRc

FHA	50°
BSG	COROMANT
TCDC	h9
TCDCON	h6

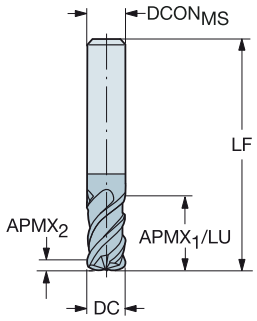

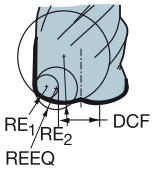

Versión métrica

DC	CZC_{MS}	$APMX_1$	$APMX_2$	RE_1	RE_2	LU	ZEFP	Código de pedido	P 1620	M 1620	K 1620	S 1620	Dimensiones, mm $DCON_{MS}$	DCF	LF	REEQ
6.0	6	15.0	0.2	0.5	3.0	15.0	4	R215.H4-06050BAK02P	★	★	☆	☆	6.0	2.8	100.0	0.75
8.0	8	20.0	0.3	1.0	4.0	20.0	4	R215.H4-08050CAK02P	★	★	☆	☆	8.0	3.1	120.0	1.38
10.0	10	26.0	0.7	1.5	5.0	26.0	4	R215.H4-10050DAK03P	★	★	☆	☆	10.0	3.4	150.0	1.99
12.0	12	12.0	0.7	1.5	6.0	12.0	4	R215.H4-12050DAK08P	★	★	☆	☆	12.0	4.5	93.0	2.10
16.0	16	16.0	1.0	2.0	8.0	16.0	4	R215.H4-16050EAK10P	★	★	☆	☆	16.0	6.2	112.0	2.75
20.0	20	20.0	1.3	2.0	10.0	20.0	4	R215.H4-20050EAK13P	★	★	☆	☆	20.0	8.0	130.0	3.07

A183 A194 E9 E22 E14

Fresa de ranurar de metal duro enteriza CoroMill® Plura para planeado de alto avance

Para acero inoxidable y acero de dureza ≤ 48 HRc

FHA	50°
BSG	DIN 6527 L
TCDC	h9
TCDCON	h6

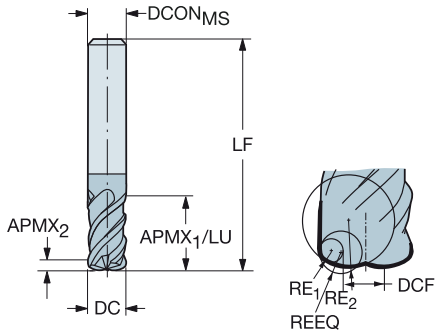

Versión métrica

DC	CZC_{MS}	$APMX_1$	$APMX_2$	RE_1	RE_2	LU	ZEFP	Código de pedido	P 1620	M 1620	K 1620	S 1620	Dimensiones, mm $DCON_{MS}$	DCF	LF	REEQ
4.0	6	11.0	0.2	0.5	2.0	11.0	4	R215.H4-04050BAC02P	★	★	☆	☆	6.0	1.6	57.0	0.67
6.0	6	15.0	0.3	0.5	3.0	15.0	4	R215.H4-06050BAC03P	★	★	☆	☆	6.0	2.8	57.0	0.75
8.0	8	20.0	0.5	1.0	4.0	20.0	4	R215.H4-08050CAC05P	★	★	☆	☆	8.0	3.1	63.0	1.38
10.0	10	26.0	0.7	1.5	5.0	26.0	4	R215.H4-10050DAC07P	★	★	☆	☆	10.0	3.4	72.0	1.99
12.0	12	30.0	0.8	1.5	6.0	30.0	4	R215.H4-12050DAC08P	★	★	☆	☆	12.0	4.5	83.0	2.10
16.0	16	36.0	1.0	2.0	8.0	36.0	4	R215.H4-16050EAC10P	★	★	☆	☆	16.0	6.2	92.0	2.75
20.0	20	45.0	1.3	2.0	10.0	45.0	4	R215.H4-20050EAC13P	★	★	☆	☆	20.0	8.0	104.0	3.07

A183 A194 E9 E22 E14

SPA

Fresa de ranurar de metal duro enteriza CoroMill® para fresado estable en múltiples operaciones

Cuándo utilizarla

Concepto universal con buen rendimiento en la mayoría de operaciones y aplicaciones
Excelente elección para interpolación helicoidal

Material ISO	P	M	K	S	H
Calidad	1620	1630	1640		
Mango	Cilíndrico		Weldon		

Gama de productos

Para acero inoxidable y acero de dureza ≤ 48 HRc

Para acero inoxidable y acero de dureza ≤ 63 HRc

Fresa de ranurar de metal duro enteriza CoroMill® para fresado estable en múltiples operaciones

Para acero inoxidable y acero templado con una dureza ≤ 63HRc

FHA	50°
BSG	COROMANT
TCDC	h9
TCDCON	h6

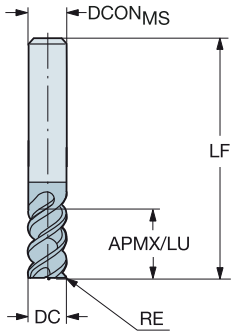

Versión métrica

DC	CZC$_{MS}$	APMX	RE	LU	ZEFP	Código de pedido	P 1620	H 1620	DCON$_{MS}$	LF
2.0	6	7.0	0.50	7.0	3	R216.23-02050BAK70H	☆	★	6.0	57.0
3.0	6	8.0	0.50	8.0	3	R216.23-03050BAK08H	☆	★	6.0	57.0
4.0	6	11.0	1.00	11.0	3	R216.23-04050CAK11H	☆	★	6.0	57.0
5.0	6	13.0	1.00	13.0	3	R216.23-05050CAK13H	☆	★	6.0	57.0
6.0	6	13.0	1.00	13.0	4	R216.24-06050CAK13H	☆	★	6.0	65.0
8.0	8	19.0	2.00	19.0	4	R216.24-08050EAK19H	☆	★	8.0	80.0
10.0	10	22.0	2.00	22.0	4	R216.24-10050EAK22H	☆	★	10.0	100.0
12.0	12	26.0	3.00	26.0	4	R216.24-12050GAK26H	☆	★	12.0	100.0
14.0	14	26.0	3.00	26.0	4	R216.24-14050GAK26H	☆	★	14.0	104.0
16.0	16	32.0	4.00	32.0	4	R216.24-16050IAK32H	☆	★	16.0	115.0
20.0	20	38.0	4.00	38.0	4	R216.24-20050IAK38H	☆	★	20.0	125.0

Dimensiones, mm

Versión en pulgadas

DC	CZC$_{MS}$	APMX	RE	LU	ZEFP	Código de pedido	P 1620	H 1620	DCON$_{MS}$	LF
.187	1/4	.375	.016	.375	3	RA216.23-1250AAK06H	☆	★	.250	3.000
	1/4	.375	.031	.375	3	RA216.23-1250BAK06H	☆	★	.250	3.000
.250	1/4	.500	.016	.500	4	RA216.24-1650AAK08H	☆	★	.250	3.000
	1/4	.500	.031	.500	4	RA216.24-1650BAK08H	☆	★	.250	3.000
.313	3/8	.625	.016	.625	4	RA216.24-2050AAK10H	☆	★	.375	3.500
	3/8	.625	.031	.625	4	RA216.24-2050BAK10H	☆	★	.375	3.500
.375	3/8	.750	.016	.750	4	RA216.24-2450AAK12H	☆	★	.375	3.500
	3/8	.750	.031	.750	4	RA216.24-2450BAK12H	☆	★	.375	3.500
.500	1/2	1.000	.031	1.000	4	RA216.24-3250BAK16H	☆	★	.500	4.000
	1/2	1.000	.063	1.000	4	RA216.24-3250DAK16H	☆	★	.500	4.000
.625	5/8	1.250	.063	1.250	4	RA216.24-4050DAK20H	☆	★	.625	4.500
.750	3/4	1.500	.063	1.500	4	RA216.24-4850DAK24H	☆	★	.750	5.000

Dimensiones, pulg.

A184 A194 E9 E22 E14

SANDVIK Coromant

SPA

Fresa de ranurar de metal duro enteriza CoroMill® para fresado estable en múltiples operaciones

Para acero inoxidable y acero templado con una dureza ≤ 63HRc

FHA	50°
BSG	COROMANT
TCDC	h10
TCDCON	h6

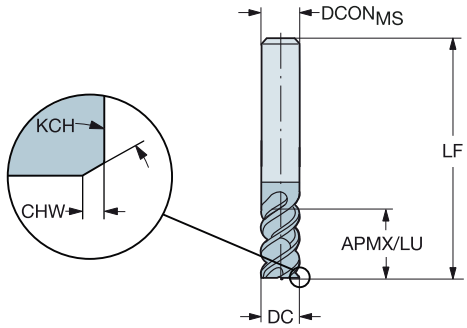

Versión métrica

DC	CZC_{MS}	APMX	CHW	KCH	LU	ZEFP	Código de pedido	P 1620	H 1620	Dimensiones, mm $DCON_{MS}$	LF
2.0	6	7.0	0.10	45°	7.0	3	R216.33-02050-AK70H	☆	★	6.0	57.0
3.0	6	8.0	0.10	45°	8.0	3	R216.33-03050-AK08H	☆	★	6.0	57.0
4.0	6	11.0	0.10	45°	11.0	3	R216.33-04050-AK11H	☆	★	6.0	57.0
5.0	6	13.0	0.10	45°	13.0	3	R216.33-05050-AK13H	☆	★	6.0	57.0
6.0	6	13.0	0.10	45°	13.0	4	R216.34-06050-AK13H	☆	★	6.0	65.0
8.0	8	19.0	0.10	45°	19.0	4	R216.34-08050-AK19H	☆	★	8.0	80.0
10.0	10	22.0	0.10	45°	22.0	4	R216.34-10050-AK22H	☆	★	10.0	100.0
12.0	12	26.0	0.10	45°	26.0	4	R216.34-12050-AK26H	☆	★	12.0	100.0
14.0	14	26.0	0.15	45°	26.0	4	R216.34-14050-AK26H	☆	★	14.0	104.0
16.0	16	32.0	0.15	45°	32.0	4	R216.34-16050-AK32H	☆	★	16.0	115.0
20.0	20	38.0	0.15	45°	38.0	4	R216.34-20050-AK38H	☆	★	20.0	125.0

A184 A194 E9 E22 E14

Fresa de ranurar de metal duro enteriza CoroMill® para fresado estable en múltiples operaciones

Para acero inoxidable y acero de dureza ≤ 48 HRc

FHA	50°
BSG	COROMANT
TCDC	h10
TCDCON	h6



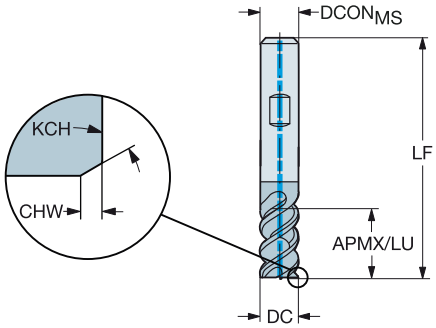

Versión métrica

DC	CZC_{MS}	APMX	CHW	KCH	LU	CNSC	CXSC	ZEFP	Código de pedido	P 1640	M 1640	K 1640	S 1640	Dimensiones, mm $DCON_{MS}$	LF
6.0	6	13.0	0.10	45°	13.0	1	1	4	R215.34C06050-BC13P	☆	★	☆	★	6.0	57.0
8.0	8	19.0	0.10	45°	19.0	1	1	4	R215.34C08050-BC19P	☆	★	☆	★	8.0	63.0
10.0	10	22.0	0.10	45°	22.0	1	1	4	R215.34C10050-BC22P	☆	★	☆	★	10.0	72.0
12.0	12	26.0	0.10	45°	26.0	1	1	4	R215.34C12050-BC26P	☆	★	☆	★	12.0	83.0
16.0	16	32.0	0.15	45°	32.0	1	1	4	R215.34C16050-BC32P	☆	★	☆	★	16.0	92.0
20.0	20	38.0	0.15	45°	38.0	1	1	4	R215.34C20050-BC38P	☆	★	☆	★	20.0	104.0

A184 A194 E9 E22 E28 E14

SPA

Fresa de ranurar de metal duro enteriza CoroMill® para fresado estable en múltiples operaciones

Para acero inoxidable y acero de dureza ≤ 48 HRc

FHA	50°
BSG	COROMANT
TCDC	h9
TCDCON	h6

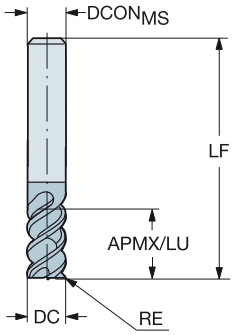

Versión métrica

DC	CZC_{MS}	APMX	RE	LU	ZEFP	Código de pedido	P 1620	P 1630	M 1620	M 1630	K 1620	K 1630	S 1620	S 1630	Dimensiones, mm $DCON_{MS}$	LF
4.0	6	11.0	1.00	11.0	3	R216.23-04050CAK11P	☆	★	★	☆	☆	★	★	☆	6.0	57.0
5.0	6	13.0	1.00	13.0	3	R216.23-05050CAK13P	☆	★	★	☆	☆	★	★	☆	6.0	57.0
6.0	6	13.0	1.00	13.0	4	R216.24-06050CAK13P	☆	★	★	☆	☆	★	★	☆	6.0	65.0
8.0	8	19.0	2.00	19.0	4	R216.24-08050EAK19P	☆	★	★	☆	☆	★	★	☆	8.0	80.0
10.0	10	22.0	2.00	22.0	4	R216.24-10050EAK22P	☆	★	★	☆	☆	★	★	☆	10.0	100.0
12.0	12	26.0	3.00	26.0	4	R216.24-12050GAK26P	☆	★	★	☆	☆	★	★	☆	12.0	100.0
14.0	14	26.0	3.00	26.0	4	R216.24-14050GAK26P	☆	★	★	☆	☆	★	★	☆	14.0	104.0
16.0	16	32.0	4.00	32.0	4	R216.24-16050IAK32P	☆	★	★	☆	☆	★	★	☆	16.0	115.0
20.0	20	38.0	4.00	38.0	4	R216.24-20050IAK38P	☆	★	★	☆	☆	★	★	☆	20.0	125.0

Versión en pulgadas

DC	CZC_{MS}	APMX	RE	LU	ZEFP	Código de pedido	P 1620	P 1630	M 1620	M 1630	K 1620	K 1630	S 1620	S 1630	Dimensiones, pulg. $DCON_{MS}$	LF
.187	1/4	.375	.016	.375	3	RA216.23-1250AAK06P		★		★		☆		☆	.250	3.000
	1/4	.562	.016	.562	3	RA216.23-1250AAK09P	★		★		☆		☆		.250	3.000
	1/4	.562	.031	.562	3	RA216.23-1250BAK09P	★		★		☆		☆		.250	3.000
.250	1/4	.750	.016	.750	4	RA216.24-1650AAK12P	★		★		☆		☆		.250	3.000
	1/4	.500	.016	.500	4	RA216.24-1650AAK08P		★		★		☆		☆	.250	3.000
	1/4	.750	.031	.750	4	RA216.24-1650BAK12P	★		★		☆		☆		.250	3.000
.313	3/8	1.000	.016	1.000	4	RA216.24-2050AAK15P	★		★		☆		☆		.375	3.500
	3/8	.625	.016	.625	4	RA216.24-2050AAK10P		★		★		☆		☆	.375	3.500
	3/8	1.000	.031	1.000	4	RA216.24-2050BAK15P	★		★		☆		☆		.375	3.500
.375	3/8	.750	.016	.750	4	RA216.24-2450AAK12P		★		★		☆		☆	.375	3.500
	3/8	1.125	.016	1.125	4	RA216.24-2450AAK18P	★		★		☆		☆		.375	3.500
	3/8	1.125	.031	1.125	4	RA216.24-2450BAK18P	★		★		☆		☆		.375	3.500
.500	1/2	1.000	.031	1.000	4	RA216.24-3250BAK16P		★		★		☆		☆	.500	4.000
	1/2	1.500	.031	1.500	4	RA216.24-3250BAK24P	★		★		☆		☆		.500	4.000
	1/2	1.500	.063	1.500	4	RA216.24-3250DAK24P	★		★		☆		☆		.500	4.000
.625	5/8	1.250	.031	1.250	4	RA216.24-4050BAK20P		★		★		☆		☆	.625	4.500
	5/8	1.875	.063	1.875	4	RA216.24-4050DAK30P	★		★		☆		☆		.625	4.500
.750	3/4	1.500	.031	1.500	4	RA216.24-4850BAK24P		★		★		☆		☆	.750	5.000
	3/4	2.250	.063	2.250	4	RA216.24-4850DAK36P	★		★		☆		☆		.750	5.000

A184 A194 E9 E22 E14

Fresa de ranurar de metal duro enteriza CoroMill® para fresado estable en múltiples operaciones

Para acero inoxidable y acero de dureza ≤ 48 HRc

FHA	50°
BSG	COROMANT
TCDC	h9
TCDCON	h6

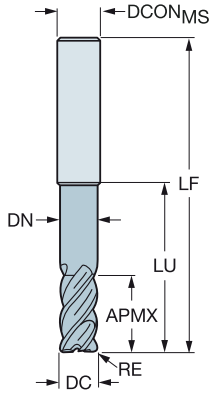

Versión métrica

DC	CZC_{MS}	APMX	RE	LU	ZEFP	Código de pedido	P 1620	M 1620	K 1620	S 1620	Dimensiones, mm $DCON_{MS}$	LF	DN
10.0	10	22.0	1.00	42.0	4	R216.24-10050CCK22P	★	★	☆	☆	10.0	100.0	9.5
	10	22.0	1.50	42.0	4	R216.24-10050DCK22P	★	★	☆	☆	10.0	100.0	9.5
	10	22.0	2.00	42.0	4	R216.24-10050ECK22P	★	★	☆	☆	10.0	100.0	9.5
	10	22.0	2.50	42.0	4	R216.24-10050FCK22P	★	★	☆	☆	10.0	100.0	9.5
	10	22.0	3.00	42.0	4	R216.24-10050GCK22P	★	★	☆	☆	10.0	100.0	9.5
12.0	12	26.0	1.00	53.0	4	R216.24-12050CCK26P	★	★	☆	☆	12.0	100.0	11.4
	12	26.0	1.50	53.0	4	R216.24-12050DCK26P	★	★	☆	☆	12.0	100.0	11.4
	12	26.0	2.00	53.0	4	R216.24-12050ECK26P	★	★	☆	☆	12.0	100.0	11.4
	12	26.0	2.50	53.0	4	R216.24-12050FCK26P	★	★	☆	☆	12.0	100.0	11.4
	12	26.0	3.00	53.0	4	R216.24-12050GCK26P	★	★	☆	☆	12.0	100.0	11.4
	12	26.0	3.00	60.0	4	R216.24-12050GCL26P	★	★	☆	☆	12.0	105.0	11.4
	12	26.0	4.00	53.0	4	R216.24-12050ICK26P	★	★	☆	☆	12.0	100.0	11.4
16.0	16	36.0	1.00	65.0	4	R216.24-16050CCK36P	★	★	☆	☆	16.0	115.0	15.2
	16	36.0	1.50	65.0	4	R216.24-16050DCK36P	★	★	☆	☆	16.0	115.0	15.2
	16	36.0	2.00	65.0	4	R216.24-16050ECK36P	★	★	☆	☆	16.0	115.0	15.2
	16	36.0	2.50	65.0	4	R216.24-16050FCK36P	★	★	☆	☆	16.0	115.0	15.2
	16	36.0	3.00	65.0	4	R216.24-16050GCK36P	★	★	☆	☆	16.0	115.0	15.2
	16	36.0	3.00	80.0	4	R216.24-16050GCL36P	★	★	☆	☆	16.0	128.0	15.2
	16	36.0	4.00	65.0	4	R216.24-16050ICK36P	★	★	☆	☆	16.0	115.0	15.2
	16	36.0	6.35	67.0	4	R216.24-16050OCK36P	★	★	☆	☆	16.0	115.0	15.2
	16	36.0	6.35	80.0	4	R216.24-16050OCL36P	★	★	☆	☆	16.0	128.0	15.2
20.0	20	44.0	2.50	80.0	4	R216.24-20050FCK44P	★	★	☆	☆	20.0	145.0	19.0
	20	44.0	3.00	80.0	4	R216.24-20050GCK44P	★	★	☆	☆	20.0	145.0	19.0
	20	44.0	3.00	100.0	4	R216.24-20050GCL44P	★	★	☆	☆	20.0	150.0	19.0
	20	44.0	4.00	80.0	4	R216.24-20050ICK44P	★	★	☆	☆	20.0	145.0	19.0
	20	44.0	6.35	80.0	4	R216.24-20050OCK44P	★	★	☆	☆	20.0	145.0	19.0
25.0	25	54.0	3.00	98.0	5	R216.25-25050GCK54P	★	★	☆	☆	25.0	155.0	24.0
	25	54.0	3.00	125.0	5	R216.25-25050GCL54P	★	★	☆	☆	25.0	181.0	23.8
	25	54.0	4.00	99.0	5	R216.25-25050ICK54P	★	★	☆	☆	25.0	156.0	24.0
	25	54.0	6.35	99.0	5	R216.25-25050OCK54P	★	★	☆	☆	25.0	156.0	24.0
	25	54.0	6.35	125.0	5	R216.25-25050OCL54P	★	★	☆	☆	25.0	181.0	24.0

A184 A194 E9 E22 E14

SANDVIK Coromant

SPA

Fresa de ranurar de metal duro enteriza CoroMill® para fresado estable en múltiples operaciones

Para acero inoxidable y acero de dureza ≤ 48 HRc

FHA	50°
BSG	COROMANT
TCDC	h10
TCDCON	h6

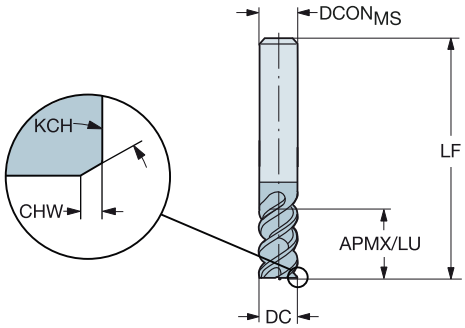

Versión métrica

DC	CZC_{MS}	APMX	CHW	KCH	LU	ZEFP	Código de pedido	P 1620	P 1630	M 1620	M 1630	K 1620	K 1630	S 1620	S 1630	Dimensiones, mm $DCON_{MS}$	LF
4.0	6	11.0	0.10	45°	11.0	3	R216.33-04050-AK11P	★	★	★	★	☆	☆	☆	☆	6.0	57.0
5.0	6	13.0	0.10	45°	13.0	3	R216.33-05050-AK13P	★	★	★	★	☆	☆	☆	☆	6.0	57.0
6.0	6	13.0	0.10	45°	13.0	4	R216.34-06050-AK13P	★	★	★	★	☆	☆	☆	☆	6.0	65.0
8.0	8	19.0	0.10	45°	19.0	4	R216.34-08050-AK19P	★	★	★	★	☆	☆	☆	☆	8.0	80.0
10.0	10	22.0	0.10	45°	22.0	4	R216.34-10050-AK22P	★	★	★	★	☆	☆	☆	☆	10.0	100.0
12.0	12	26.0	0.10	45°	26.0	4	R216.34-12050-AK26P	★	★	★	★	☆	☆	☆	☆	12.0	100.0
14.0	14	26.0	0.15	45°	26.0	4	R216.34-14050-AK26P	★	★	★	★	☆	☆	☆	☆	14.0	104.0
16.0	16	32.0	0.15	45°	32.0	4	R216.34-16050-AK32P	★	★	★	★	☆	☆	☆	☆	16.0	115.0
20.0	20	38.0	0.15	45°	38.0	4	R216.34-20050-AK38P	★	★	★	★	☆	☆	☆	☆	20.0	125.0

A184 A194 E9 E22 E14

Fresa de ranurar de metal duro enteriza CoroMill® para fresado estable en múltiples operaciones

Para acero inoxidable y acero de dureza ≤ 48 HRc

FHA	50°
BSG	COROMANT
TCDC	h9
TCDCON	h6

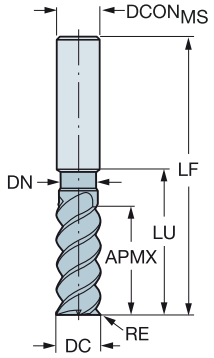

Versión métrica

DC	CZC_{MS}	APMX	RE	LU	ZEFP	Código de pedido	P 1620	M 1620	K 1620	S 1620	Dimensiones, mm $DCON_{MS}$	LF	DN
2.0	6	7.0	0.20	9.5	3	R216.23-02050ACC07P	★	★	☆	☆	6.0	57.0	1.9
3.0	6	8.0	0.30	10.0	3	R216.23-03050ACC08P	★	★	☆	☆	6.0	57.0	2.9
4.0	6	11.0	0.50	15.0	3	R216.23-04050BCC11P	★	★	☆	☆	6.0	57.0	3.8
5.0	6	13.0	0.50	16.0	3	R216.23-05050BCC13P	★	★	☆	☆	6.0	57.0	4.8
6.0	6	13.0	0.50	19.0	4	R216.24-06050BCC13P	★	★	☆	☆	6.0	57.0	5.7
	6	13.0	1.00	19.0	4	R216.24-06050CCC13P	★	★	☆	☆	6.0	57.0	5.7
8.0	8	19.0	0.50	25.0	4	R216.24-08050BCC19P	★	★	☆	☆	8.0	63.0	7.6
	8	19.0	1.00	25.0	4	R216.24-08050CCC19P	★	★	☆	☆	8.0	63.0	7.6
	8	19.0	1.50	25.0	4	R216.24-08050DCC19P	★	★	☆	☆	8.0	63.0	7.6
	8	19.0	2.00	25.0	4	R216.24-08050ECC19P	★	★	☆	☆	8.0	63.0	7.6
10.0	10	22.0	0.50	30.0	4	R216.24-10050BCC22P	★	★	☆	☆	10.0	72.0	9.5
	10	22.0	1.00	30.0	4	R216.24-10050CCC22P	★	★	☆	☆	10.0	72.0	9.5
	10	22.0	1.50	30.0	4	R216.24-10050DCC22P	★	★	☆	☆	10.0	72.0	9.5
	10	22.0	2.00	30.0	4	R216.24-10050ECC22P	★	★	☆	☆	10.0	72.0	9.5
12.0	12	26.0	0.50	36.0	4	R216.24-12050BCC26P	★	★	☆	☆	12.0	83.0	11.4
	12	26.0	1.00	36.0	4	R216.24-12050CCC26P	★	★	☆	☆	12.0	83.0	11.4
	12	26.0	1.50	36.0	4	R216.24-12050DCC26P	★	★	☆	☆	12.0	83.0	11.4
	12	26.0	2.00	36.0	4	R216.24-12050ECC26P	★	★	☆	☆	12.0	83.0	11.4
	12	26.0	2.50	36.0	4	R216.24-12050FCC26P	★	★	☆	☆	12.0	83.0	11.4
	12	26.0	3.00	36.0	4	R216.24-12050GCC26P	★	★	☆	☆	12.0	83.0	11.4
16.0	16	32.0	0.50	42.0	4	R216.24-16050BCC32P	★	★	☆	☆	16.0	92.0	15.2
	16	32.0	1.00	42.0	4	R216.24-16050CCC32P	★	★	☆	☆	16.0	92.0	15.2
	16	32.0	2.00	42.0	4	R216.24-16050ECC32P	★	★	☆	☆	16.0	92.0	15.2
	16	32.0	2.50	42.0	4	R216.24-16050FCC32P	★	★	☆	☆	16.0	92.0	15.2
	16	32.0	4.00	42.0	4	R216.24-16050ICC32P	★	★	☆	☆	16.0	92.0	15.2
20.0	20	38.0	1.00	52.0	4	R216.24-20050CCC38P	★	★	☆	☆	20.0	104.0	19.0
	20	38.0	2.00	52.0	4	R216.24-20050ECC38P	★	★	☆	☆	20.0	104.0	19.0
	20	44.0	2.50	80.0	4	R216.24-20050FCC44P	★	★	☆	☆	20.0	130.0	19.0
	20	38.0	2.50	52.0	4	R216.24-20050FCC38P	★	★	☆	☆	20.0	104.0	19.0
	20	44.0	3.00	80.0	4	R216.24-20050GCC44P	★	★	☆	☆	20.0	130.0	19.0
	20	38.0	3.00	52.0	4	R216.24-20050GCC38P	★	★	☆	☆	20.0	104.0	19.0
	20	44.0	4.00	80.0	4	R216.24-20050ICC44P	★	★	☆	☆	20.0	130.0	19.0
	20	38.0	4.00	52.0	4	R216.24-20050ICC38P	★	★	☆	☆	20.0	104.0	19.0
	20	44.0	6.35	80.0	4	R216.24-20050OCC44P	★	★	☆	☆	20.0	104.0	19.0

A184 A194 E9 E22 E14

SANDVIK Coromant

Fresa de ranurar de metal duro enteriza CoroMill® para fresado estable en múltiples operaciones

Para acero inoxidable y acero de dureza ≤ 48 HRc

FHA	50°
BSG	DIN 6527 L
TCDC	h9
TCDCON	h6

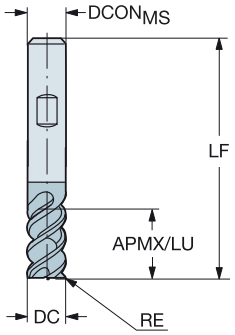

Versión métrica

DC	CZC$_{MS}$	APMX	RE	LU	ZEFP	Código de pedido	P 1620	P 1630	M 1620	M 1630	K 1620	K 1630	S 1620	S 1630	Dimensiones, mm DCON$_{MS}$	LF
6.0	6	13.0	1.00	13.0	4	R216.24-06050CBC13P	☆	★	★	☆	☆	★	★	☆	6.0	57.0
8.0	8	19.0	2.00	19.0	4	R216.24-08050EBC19P	☆	★	★	☆	☆	★	★	☆	8.0	63.0
10.0	10	22.0	2.00	22.0	4	R216.24-10050EBC22P	☆	★	★	☆	☆	★	★	☆	10.0	72.0
12.0	12	26.0	3.00	26.0	4	R216.24-12050GBC26P	☆	★	★	☆	☆	★	★	☆	12.0	83.0
14.0	14	26.0	3.00	26.0	4	R216.24-14050GBC26P		★		☆		★		☆	14.0	83.0
16.0	16	32.0	4.00	32.0	4	R216.24-16050IBC32P	☆	★	★	☆	☆	★	★	☆	16.0	92.0
20.0	20	38.0	4.00	38.0	4	R216.24-20050IBC38P	☆	★	★	☆	☆	★	★	☆	20.0	104.0

FHA	50°
BSG	DIN 6527 L
TCDC	h10
TCDCON	h6



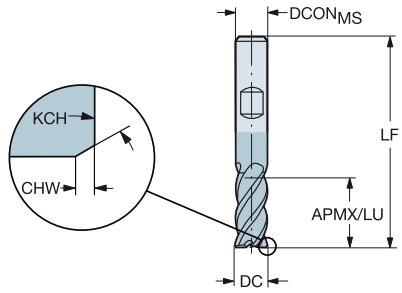

Versión métrica

DC	CZC$_{MS}$	APMX	CHW	KCH	LU	ZEFP	Código de pedido	P 1620	P 1630	P 1640	M 1620	M 1630	M 1640	K 1620	K 1630	K 1640	S 1620	S 1630	S 1640	Dimensiones, mm DCON$_{MS}$	LF
6.0	6	13.0	0.10	45°	13.0	4	R216.34-06050-BC13P	★	★	☆	★	★	★	☆	☆	☆	☆	☆	★	6.0	57.0
8.0	8	19.0	0.10	45°	19.0	4	R216.34-08050-BC19P	★	★	☆	★	★	★	☆	☆	☆	☆	☆	★	8.0	63.0
10.0	10	22.0	0.10	45°	22.0	4	R216.34-10050-BC22P	★	★	☆	★	★	★	☆	☆	☆	☆	☆	★	10.0	72.0
12.0	12	26.0	0.10	45°	26.0	4	R216.34-12050-BC26P	★	★	☆	★	★	★	☆	☆	☆	☆	☆	★	12.0	83.0
14.0	14	26.0	0.15	45°	26.0	4	R216.34-14050-BC26P	★	★	☆	★	★	★	☆	☆	☆	☆	☆	★	14.0	83.0
16.0	16	32.0	0.15	45°	32.0	4	R216.34-16050-BC32P	★	★	☆	★	★	★	☆	☆	☆	☆	☆	★	16.0	92.0
20.0	20	38.0	0.15	45°	38.0	4	R216.34-20050-BC38P	★	★	☆	★	★	★	☆	☆	☆	☆	☆	★	20.0	104.0

A184 A194 E9 E22 E14

Fresa de ranurar de metal duro enteriza CoroMill® para fresado estable en múltiples operaciones

Para aleaciones con base de níquel

FHA	50°
BSG	DIN 6527 L
TCDC	h9
TCDCON	h6

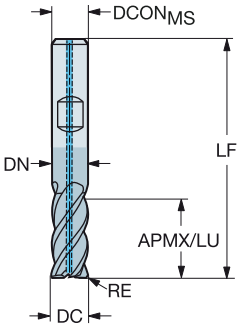

Versión métrica

DC	CZC$_{MS}$	APMX	RE	LU	CNSC	CXSC	ZEFP	Código de pedido	S 1725	Dimensiones, mm DCON$_{MS}$	LF	DN
6.0	6	13.0	0.50	19.0	1	1	4	2F440-0600-050ASD	★	6.0	57.0	5.7
	6	13.0	1.00	19.0	1	1	4	2F440-0600-100ASD	★	6.0	57.0	5.7
8.0	8	19.0	0.50	25.0	1	1	4	2F440-0800-050ASD	★	8.0	63.0	7.6
	8	19.0	1.00	25.0	1	1	4	2F440-0800-100ASD	★	8.0	63.0	7.6
10.0	10	22.0	0.50	30.0	1	1	4	2F440-1000-050ASD	★	10.0	72.0	9.5
	10	22.0	1.00	30.0	1	1	4	2F440-1000-100ASD	★	10.0	72.0	9.5
	10	22.0	2.00	30.0	1	1	4	2F440-1000-200ASD	★	10.0	72.0	9.5
12.0	12	26.0	0.50	36.0	1	1	4	2F440-1200-050ASD	★	12.0	83.0	11.4
	12	26.0	1.00	36.0	1	1	4	2F440-1200-100ASD	★	12.0	83.0	11.4
	12	26.0	2.00	36.0	1	1	4	2F440-1200-200ASD	★	12.0	83.0	11.4
16.0	16	32.0	2.00	42.0	1	1	4	2F440-1600-200ASD	★	16.0	92.0	15.2
	16	32.0	3.00	42.0	1	1	4	2F440-1600-300ASD	★	16.0	92.0	15.2
	16	32.0	4.00	42.0	1	1	4	2F440-1600-400ASD	★	16.0	92.0	15.2
20.0	20	38.0	3.00	52.0	1	1	4	2F440-2000-300ASD	★	20.0	104.0	19.0
	20	38.0	4.00	52.0	1	1	4	2F440-2000-400ASD	★	20.0	104.0	19.0
	20	38.0	6.35	52.0	1	1	4	2F440-2000-635ASD	★	20.0	104.0	19.0

Versión en pulgadas

DC	CZC$_{MS}$	APMX	RE	LU	CNSC	CXSC	ZEFP	Código de pedido	S 1725	Dimensiones, pulg. DCON$_{MS}$	LF	DN
.250	1/4	.625	.030	.875	1	1	4	2F440-0635-076ASD	★	.250	2.500	.237
	1/4	.625	.060	.875	1	1	4	2F440-0635-152ASD	★	.250	2.500	.237
.375	3/8	.781	.030	1.156	1	1	4	2F440-0953-076ASD	★	.375	3.000	.356
	3/8	.781	.060	1.156	1	1	4	2F440-0953-152ASD	★	.375	3.000	.356
	3/8	.781	.090	1.156	1	1	4	2F440-0953-228ASD	★	.375	3.000	.356
.500	1/2	1.125	.030	1.438	1	1	4	2F440-1270-076ASD	★	.500	3.500	.475
	1/2	1.125	.060	1.438	1	1	4	2F440-1270-152ASD	★	.500	3.500	.475
	1/2	1.125	.090	1.438	1	1	4	2F440-1270-228ASD	★	.500	3.500	.475
	1/2	1.125	.120	1.438	1	1	4	2F440-1270-304ASD	★	.500	3.500	.475
.625	5/8	1.313	.030	1.563	1	1	4	2F440-1588-076ASD	★	.625	3.750	.594
	5/8	1.313	.060	1.563	1	1	4	2F440-1588-152ASD	★	.625	3.750	.594
	5/8	1.313	.090	1.563	1	1	4	2F440-1588-228ASD	★	.625	3.750	.594
	5/8	1.313	.120	1.563	1	1	4	2F440-1588-304ASD	★	.625	3.750	.594
.750	3/4	1.625	.030	1.937	1	1	4	2F440-1905-076ASD	★	.750	4.250	.713
	3/4	1.625	.060	1.937	1	1	4	2F440-1905-152ASD	★	.750	4.250	.713
	3/4	1.625	.090	1.937	1	1	4	2F440-1905-228ASD	★	.750	4.250	.713
	3/4	1.625	.120	1.937	1	1	4	2F440-1905-304ASD	★	.750	4.250	.713

A184 A194 E9 E22 E14

Fresa de ranurar de metal duro enteriza CoroMill® para fresado estable en múltiples operaciones

Para aleaciones con base de níquel

FHA	50°
BSG	DIN 6527 L
TCDC	h9
TCDCON	h6

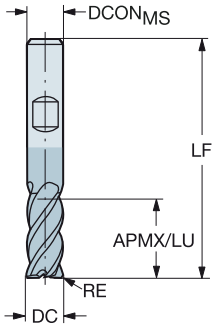

Versión métrica

DC	CZC_{MS}	APMX	RE	LU	ZEFP	Código de pedido	S 1725	$DCON_{MS}$	LF
								Dimensiones, mm	
2.0	6	7.0	0.20	9.5	3	2S440-0200-020-SD	★	6.0	57.0
3.0	6	8.0	0.30	10.0	3	2S440-0300-030-SD	★	6.0	57.0
4.0	6	11.0	0.50	15.0	3	2S440-0400-050-SD	★	6.0	57.0
5.0	6	13.0	0.50	16.0	3	2S440-0500-050-SD	★	6.0	57.0
6.0	6	13.0	0.50	19.0	4	2S440-0600-050-SD	★	6.0	57.0
	6	13.0	1.00	19.0	4	2S440-0600-100-SD	★	6.0	57.0
8.0	8	19.0	0.50	25.0	4	2S440-0800-050-SD	★	8.0	63.0
	8	19.0	1.00	25.0	4	2S440-0800-100-SD	★	8.0	63.0
10.0	10	22.0	0.50	30.0	4	2S440-1000-050-SD	★	10.0	72.0
	10	22.0	1.00	30.0	4	2S440-1000-100-SD	★	10.0	72.0
	10	22.0	2.00	30.0	4	2S440-1000-200-SD	★	10.0	72.0
12.0	12	26.0	0.50	36.0	4	2S440-1200-050-SD	★	12.0	83.0
	12	26.0	1.00	36.0	4	2S440-1200-100-SD	★	12.0	83.0
	12	26.0	2.00	36.0	4	2S440-1200-200-SD	★	12.0	83.0
16.0	16	32.0	2.00	42.0	4	2S440-1600-200-SD	★	16.0	92.0
	16	32.0	3.00	42.0	4	2S440-1600-300-SD	★	16.0	92.0
	16	32.0	4.00	42.0	4	2S440-1600-400-SD	★	16.0	92.0
20.0	20	38.0	3.00	52.0	4	2S440-2000-300-SD	★	20.0	104.0
	20	38.0	4.00	52.0	4	2S440-2000-400-SD	★	20.0	104.0
	20	38.0	6.35	52.0	4	2S440-2000-635-SD	★	20.0	104.0

Versión en pulgadas

DC	CZC_{MS}	APMX	RE	LU	ZEFP	Código de pedido	S 1725	$DCON_{MS}$	LF
								Dimensiones, pulg.	
.250	1/4	.625	.030	.875	4	2S440-0635-076-SD	★	.250	2.500
	1/4	.625	.060	.875	4	2S440-0635-152-SD	★	.250	2.500
.375	3/8	.781	.030	1.156	4	2S440-0953-076-SD	★	.375	3.000
	3/8	.781	.060	1.156	4	2S440-0953-152-SD	★	.375	3.000
	3/8	.781	.090	1.156	4	2S440-0953-228-SD	★	.375	3.000
.500	1/2	1.125	.030	1.438	4	2S440-1270-076-SD	★	.500	3.500
	1/2	1.125	.060	1.438	4	2S440-1270-152-SD	★	.500	3.500
	1/2	1.125	.090	1.438	4	2S440-1270-228-SD	★	.500	3.500
	1/2	1.125	.120	1.438	4	2S440-1270-304-SD	★	.500	3.500
.625	5/8	1.313	.030	1.563	4	2S440-1588-076-SD	★	.625	3.750
	5/8	1.313	.060	1.563	4	2S440-1588-152-SD	★	.625	3.750
	5/8	1.313	.090	1.563	4	2S440-1588-228-SD	★	.625	3.750
	5/8	1.313	.120	1.563	4	2S440-1588-304-SD	★	.625	3.750
.750	3/4	1.625	.030	1.937	4	2S440-1905-076-SD	★	.750	4.250
	3/4	1.625	.060	1.937	4	2S440-1905-152-SD	★	.750	4.250
	3/4	1.625	.090	1.937	4	2S440-1905-228-SD	★	.750	4.250
	3/4	1.625	.120	1.937	4	2S440-1905-304-SD	★	.750	4.250

A184 A194 E9 E22 E14

Fresa de ranurar de metal duro enteriza CoroMill® para fresado estable en múltiples operaciones

Para aleaciones con base de níquel

FHA	50°
BSG	DIN 6527 L
TCDC	h9
TCDCON	h6

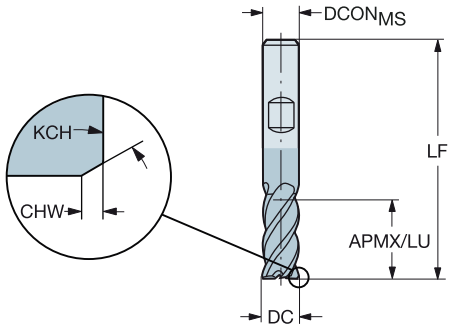

Versión métrica

DC	CZC_{MS}	APMX	CHW	KCH	LU	ZEFP	Código de pedido	S 1725	$DCON_{MS}$	LF
6.0	6	13.0	0.10	45°	19.0	4	2P440-0600-SD	★	6.0	57.0
8.0	8	19.0	0.10	45°	25.0	4	2P440-0800-SD	★	8.0	63.0
10.0	10	22.0	0.10	45°	30.0	4	2P440-1000-SD	★	10.0	72.0
12.0	12	26.0	0.10	45°	36.0	4	2P440-1200-SD	★	12.0	83.0
16.0	16	32.0	0.15	45°	42.0	4	2P440-1600-SD	★	16.0	92.0
20.0	20	38.0	0.15	45°	52.0	4	2P440-2000-SD	★	20.0	104.0

Dimensiones, mm

A184 A194 E9 E22 E14

Fresa de ranurar de metal duro enteriza CoroMill® Plura para fresado de piezas duras

Cuándo utilizarla

Primera elección para desbaste y semiacabado de acero templado en condiciones estables
Utilizar sin refrigerante

Material ISO	P H
Calidad	1610
Mango	Cilíndrico

Gama de productos

Para acero templado con una dureza de 43≤ HRc ≤63

Fresa de ranurar de metal duro enteriza CoroMill® Plura para fresado de piezas duras

Para acero templado con una dureza de 43≤ HRc ≤63

FHA	30°
BSG	COROMANT
TCDC	h9
TCDCON	h6

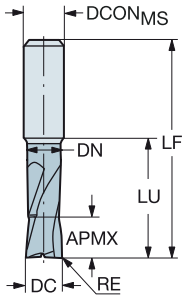

Versión métrica

DC	CZC_{MS}	APMX	RE	LU	ZEFP	Código de pedido	P 1610	H 1610	Dimensiones, mm $DCON_{MS}$	LF	DN
2.0	6	2.0	0.20	2.0	2	R216.22-02030AAI20G	☆	★	6.0	57.0	
	6	2.0	0.20	20.0	2	R216.22-02030AAJ20G	☆	★	6.0	75.0	1.9
3.0	6	3.0	0.30	20.0	2	R216.22-03030AAJ03G	☆	★	6.0	72.0	2.9
	6	3.0	0.50	3.0	2	R216.22-03030BAI03G	☆	★	6.0	57.0	
4.0	6	4.0	0.40	40.0	4	R216.24-04030AAJ04G	☆	★	6.0	72.0	3.8
	6	4.0	0.50	4.0	2	R216.22-04030BAI04G	☆	★	6.0	57.0	
5.0	6	5.0	0.50	20.0	2	R216.22-05030BAI05G	☆	★	6.0	57.0	4.9
	6	5.0	0.50	20.0	4	R216.24-05030BAJ05G	☆	★	6.0	72.0	4.8
6.0	6	6.0	0.50	24.0	4	R216.24-06030BAJ06G	☆	★	6.0	72.0	5.7
	6	6.0	1.00	21.0	2	R216.22-06030CAI06G	☆	★	6.0	63.0	5.7
	6	6.0	1.00	21.0	4	R216.24-06030CAI06G	☆	★	6.0	57.0	5.7
8.0	8	8.0	0.50	29.0	4	R216.24-08030BAJ08G	☆	★	8.0	80.0	7.9
	8	8.0	1.00	27.0	2	R216.22-08030CAI08G	☆	★	8.0	72.0	7.7
	8	8.0	1.00	27.0	4	R216.24-08030CAI08G	☆	★	8.0	63.0	7.7
	8	8.0	1.00	29.0	4	R216.24-08030CAJ08G	☆	★	8.0	80.0	7.9
	8	8.0	1.50	29.0	4	R216.24-08030DAJ08G	☆	★	8.0	80.0	7.9
10.0	10	10.0	0.50	35.0	4	R216.24-10030BAJ10G	☆	★	10.0	100.0	9.9
	10	10.0	1.00	35.0	4	R216.24-10030CAJ10G	☆	★	10.0	100.0	9.9
	10	10.0	1.50	32.0	2	R216.22-10030DAI10G	☆	★	10.0	72.0	9.7
	10	10.0	1.50	32.0	4	R216.24-10030DAI10G	☆	★	10.0	72.0	9.7
12.0	12	12.0	0.50	36.0	4	R216.24-12030BAJ12G	☆	★	12.0	100.0	11.8
	12	12.0	1.00	36.0	4	R216.24-12030CAJ12G	☆	★	12.0	100.0	11.8
	12	12.0	1.50	36.0	2	R216.22-12030DAI12G	☆	★	12.0	83.0	11.8
	12	12.0	1.50	36.0	4	R216.24-12030DAI12G	☆	★	12.0	83.0	11.8
	12	12.0	2.00	36.0	4	R216.24-12030EAJ12G	☆	★	12.0	100.0	11.8
16.0	16	16.0	2.00	42.0	4	R216.24-16030EAI16G	☆	★	16.0	92.0	15.8

A185 A194 E9 E22 E14

SANDVIK Coromant

Fresa de ranurar de metal duro enteriza CoroMill® Plura para fresado de piezas duras

Para acero templado con una dureza de 43≤ HRc ≤63

FHA	30°
BSG	COROMANT
TCDC	h9
TCDCON	h6

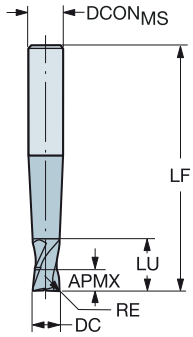

Versión métrica

DC	CZC_{MS}	APMX	RE	LU	ZEFP	Código de pedido	P 1610	H 1610	$DCON_{MS}$	LF
									Dimensiones, mm	
3.0	6	3.0	0.50	4.0	2	R216.22-03030BAP03G	☆	★	6.0	80.0
4.0	6	4.0	0.50	5.0	2	R216.22-04030BAP04G	☆	★	6.0	90.0
6.0	8	6.0	0.50	7.0	2	R216.22-06030BAP06G	☆	★	8.0	100.0
	8	6.0	1.00	7.0	4	R216.24-06030CAP06G	☆	★	8.0	100.0
8.0	10	8.0	1.00	10.0	4	R216.24-08030CAP08G	☆	★	10.0	100.0
10.0	12	10.0	1.00	15.0	4	R216.24-10030CAP10G	☆	★	12.0	125.0
	12	10.0	3.00	12.0	4	R216.24-10030GAP10G	☆	★	12.0	125.0
12.0	14	12.0	1.00	14.0	4	R216.24-12030CAP12G	☆	★	14.0	140.0
16.0	16	16.0	1.00	16.0	4	R216.24-16030CAP16G	☆	★	16.0	150.0
	16	16.0	3.00	16.0	4	R216.24-16030GAP16G	☆	★	16.0	150.0

A185 A194 E9 E22 E14

Fresa de ranurar de metal duro enteriza CoroMill® Plura para fresado de piezas duras

Para acero templado con una dureza de 43≤ HRc ≤63

FHA	30°
BSG	COROMANT
TCDC	h9
TCDCON	h6

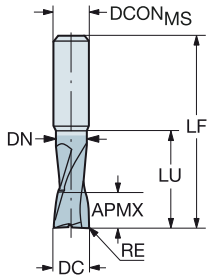

Versión en pulgadas

DC	CZC_{MS}	APMX	RE	LU	ZEFP	Código de pedido	P 1610	H 1610	$DCON_{MS}$	LF	DN
									Dimensiones, pulg.		
.125	1/4	.125	.031	.750	4	RA216.24-0830BAK02G	☆	★	.250	3.000	.121
.156	1/4	.156	.031	.750	4	RA216.24-1030BAK02G	☆	★	.250	3.000	.137
.188	1/4	.188	.063	.750	4	RA216.24-1230DAK03G	☆	★	.250	3.000	.183
.250	1/4	.250	.063	1.000	4	RA216.24-1630DAK04G	☆	★	.250	3.000	.246
.375	3/8	.375	.063	1.250	4	RA216.24-2430DAK06G	☆	★	.375	3.500	.369

A185 A194 E9 E22 E14

SANDVIK Coromant

Fresa de ranurar de metal duro enteriza CoroMill® Plura para eliminar gran volumen de viruta

Cuándo utilizarla

Primera elección para desbaste en aluminio, grafito y mecanizado de termoplásticos

Material ISO	N O	
Calidad	H10F	N20C
Mango	Cilíndrico	Subdimensionado

Gama de productos

Para material no férreo

Para material no férreo con un contenido de silicio >9 %

Fresa de ranurar de metal duro enteriza CoroMill® Plura para eliminar gran volumen de viruta

Para material no férreo



FHA 25°
BSG COROMANT
TCDC h10
TCDCON h6

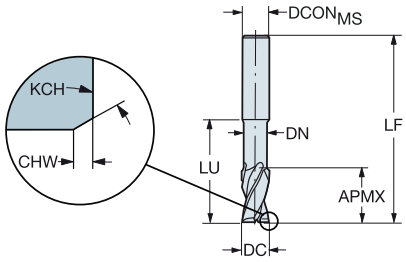

Versión métrica

DC	CZC$_{MS}$	APMX	CHW	KCH	LU	ZEFP	Código de pedido	N / H10F	DCON$_{MS}$	LF	DN
2.0	3	3.0			9.0	2	2P120-0200-NC	★	3.0	38.0	1.9
3.0	3	4.0			12.0	2	2P120-0300-NC	★	3.0	38.0	2.9
4.0	4	6.0			14.0	2	2P120-0400-NC	★	4.0	50.0	3.8
5.0	6	8.0			16.0	2	2P120-0500-NC	★	6.0	57.0	4.8
6.0	6	10.0			28.0	2	2P120-0600-NC	★	6.0	65.0	5.7
8.0	8	12.0			35.0	2	2P120-0800-NC	★	8.0	80.0	7.6
10.0	10	14.0	0.10	45°	45.0	2	2P120-1000-NC	★	10.0	90.0	9.5
12.0	12	16.0	0.10	45°	50.0	2	2P120-1200-NC	★	12.0	100.0	11.4
16.0	16	20.0	0.15	45°	63.0	2	2P120-1600-NC	★	16.0	115.0	15.2
20.0	20	20.0	0.15	45°	70.0	2	2P120-2000-NC	★	20.0	125.0	19.0



FHA 25°
BSG COROMANT
TCDC h10
TCDCON h6

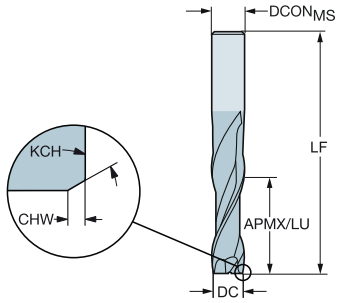

Versión métrica

DC	CZC$_{MS}$	APMX	CHW	KCH	LU	ZEFP	Código de pedido	N / H10F	DCON$_{MS}$	LF
2.0	3	8.0			8.0	2	2P160-0200-NA	★	3.0	38.0
3.0	3	12.0			12.0	2	2P160-0300-NA	★	3.0	38.0
4.0	4	14.0			14.0	2	2P160-0400-NA	★	4.0	50.0
5.0	6	16.0			16.0	2	2P160-0500-NA	★	6.0	57.0
6.0	6	22.0			22.0	2	2P160-0600-NA	★	6.0	65.0
8.0	8	28.0			28.0	2	2P160-0800-NA	★	8.0	80.0
10.0	10	32.0	0.10	45°	32.0	2	2P160-1000-NA	★	10.0	90.0
12.0	12	38.0	0.10	45°	38.0	2	2P160-1200-NA	★	12.0	100.0

A187 A194 E9 E22 E14

Fresa de ranurar de metal duro enteriza CoroMill® Plura para eliminar gran volumen de viruta

Para material no férreo

FHA	25°
BSG	COROMANT
TCDC	h10
TCDCON	h6

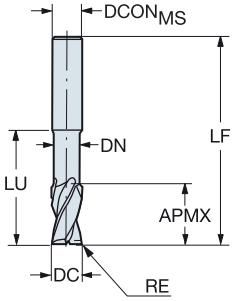

Versión métrica

DC	CZC_{MS}	APMX	RE	LU	ZEFP	Código de pedido	N H10F	$DCON_{MS}$	LF	DN
								Dimensiones, mm		
2.0	3	3.0	0.15	5.0	2	2P121-0200-NC	★	3.0	38.0	1.8
	3	3.0	0.15	8.0	2	2P122-0200-NC	★	3.0	50.0	1.8
3.0	3	4.5	0.15	9.0	2	2P121-0300-NC	★	3.0	38.0	2.7
	3	4.5	0.15	12.0	2	2P122-0300-NC	★	3.0	50.0	2.7
4.0	4	6.0	0.15	12.0	2	2P121-0400-NC	★	4.0	50.0	3.7
	4	6.0	0.15	16.0	2	2P122-0400-NC	★	4.0	60.0	3.7
5.0	5	7.5	0.15	15.0	2	2P121-0500-NC	★	5.0	50.0	4.7
	5	7.5	0.15	20.0	2	2P122-0500-NC	★	5.0	60.0	4.6
6.0	6	9.0	0.15	18.0	2	2P121-0600-NC	★	6.0	57.0	5.7
	6	9.0	0.15	24.0	2	2P122-0600-NC	★	6.0	65.0	5.5
8.0	8	12.0	0.15	24.0	2	2P121-0800-NC	★	8.0	63.0	7.7
	8	12.0	0.15	32.0	2	2P122-0800-NC	★	8.0	80.0	7.4
10.0	10	15.0	0.15	30.0	2	2P121-1000-NC	★	10.0	72.0	9.7
	10	15.0	0.15	40.0	2	2P122-1000-NC	★	10.0	89.0	9.2
12.0	12	18.0	0.15	36.0	2	2P121-1200-NC	★	12.0	83.0	11.7
	12	18.0	0.15	48.0	2	2P122-1200-NC	★	12.0	100.0	11.0
14.0	14	21.0	0.15	42.0	2	2P121-1400-NC	★	14.0	83.0	13.7
16.0	16	24.0	0.15	48.0	2	2P121-1600-NC	★	16.0	92.0	15.7
	16	24.0	0.15	64.0	2	2P122-1600-NC	★	16.0	120.0	15.0
20.0	20	30.0	0.15	60.0	2	2P121-2000-NC	★	20.0	104.0	19.7
	20	30.0	0.15	80.0	2	2P122-2000-NC	★	20.0	150.0	19.0

A187 A194 E9 E22 E14

Fresa de ranurar de metal duro enteriza CoroMill® Plura para eliminar gran volumen de viruta

Para material no férreo

FHA 25°
BSG COROMANT
TCDC h10
TCDCON h6

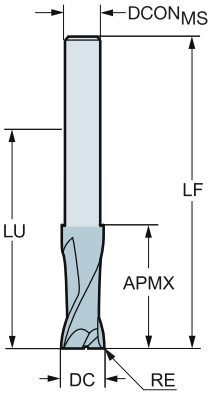

Versión métrica

DC	CZC_{MS}	APMX	RE	LU	ZEFP	Código de pedido	N H10F	$DCON_{MS}$	LF
								Dimensiones, mm	
3.0	2	4.0	0.15	32.0	2	2P123-0300-NG	★	2.9	60.0
4.0	3	5.0	0.15	32.0	2	2P123-0400-NG	★	3.8	60.0
5.0	4	8.0	0.15	42.0	2	2P123-0500-NG	★	4.8	70.0
6.0	5	9.0	0.15	64.0	2	2P123-0600-NG	★	5.8	100.0
8.0	7	11.0	0.15	64.0	2	2P123-0800-NG	★	7.8	100.0
10.0	9	15.0	0.15	60.0	2	2P123-1000-NG	★	9.7	100.0
12.0	11	17.0	0.15	80.0	2	2P123-1200-NG	★	11.7	125.0
16.0	15	23.0	0.15	77.0	2	2P123-1600-NG	★	15.7	125.0
20.0	19	26.0	0.15	100.0	2	2P123-2000-NG	★	19.7	150.0

FHA 25°
BSG COROMANT
TCDC h10
TCDCON h6

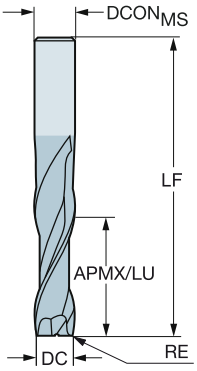

Versión métrica

DC	CZC_{MS}	APMX	RE	LU	ZEFP	Código de pedido	N H10F	$DCON_{MS}$	LF
								Dimensiones, mm	
2.0	3	8.0	0.15	8.0	2	2P170-0200-NA	★	3.0	50.0
3.0	3	12.0	0.15	12.0	2	2P170-0300-NA	★	3.0	50.0
4.0	4	16.0	0.15	16.0	2	2P170-0400-NA	★	4.0	60.0
5.0	5	20.0	0.15	20.0	2	2P170-0500-NA	★	5.0	60.0
6.0	6	24.0	0.15	24.0	2	2P170-0600-NA	★	6.0	65.0
7.0	7	28.0	0.15	28.0	2	2P170-0700-NA	★	7.0	79.0
8.0	8	32.0	0.15	32.0	2	2P170-0800-NA	★	8.0	79.0
9.0	9	36.0	0.15	36.0	2	2P170-0900-NA	★	9.0	88.0
10.0	10	40.0	0.15	40.0	2	2P170-1000-NA	★	10.0	88.0
12.0	12	48.0	0.15	48.0	2	2P170-1200-NA	★	12.0	99.0
14.0	14	56.0	0.15	56.0	2	2P170-1400-NA	★	14.0	105.0
16.0	16	64.0	0.15	64.0	2	2P170-1600-NA	★	16.0	120.0
20.0	20	80.0	0.15	80.0	2	2P170-2000-NA	★	20.0	150.0

A187 A194 E9 E22 E14

SANDVIK Coromant

Fresa de ranurar de metal duro enteriza CoroMill® Plura para eliminar gran volumen de viruta

Para material no férreo

FHA	30°
BSG	COROMANT
TCDC	h10
TCDCON	h6

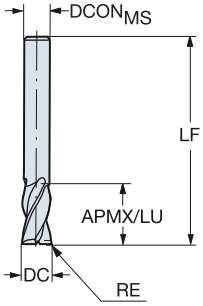

Versión métrica

DC	CZC_{MS}	APMX	RE	LU	ZEFP	Código de pedido	N H10F	Dimensiones, mm $DCON_{MS}$	LF
2.0	3	4.0	0.15	4.0	2	2P232-0200-NA	★	3.0	38.0
3.0	3	5.0	0.15	5.0	2	2P232-0300-NA	★	3.0	38.0
4.0	4	7.0	0.15	7.0	2	2P232-0400-NA	★	4.0	50.0
5.0	5	9.0	0.15	9.0	2	2P232-0500-NA	★	5.0	50.0
6.0	6	18.0	0.15	18.0	2	2P232-0600-NA	★	6.0	57.0
7.0	7	18.0	0.15	18.0	2	2P232-0700-NA	★	7.0	60.0
8.0	8	18.0	0.15	18.0	2	2P232-0800-NA	★	8.0	63.0
9.0	9	20.0	0.15	20.0	2	2P232-0900-NA	★	9.0	67.0
10.0	10	22.0	0.15	22.0	2	2P232-1000-NA	★	10.0	72.0
12.0	12	22.0	0.15	22.0	2	2P232-1200-NA	★	12.0	83.0
14.0	14	25.0	0.15	25.0	2	2P232-1400-NA	★	14.0	83.0
16.0	16	29.0	0.15	29.0	2	2P232-1600-NA	★	16.0	92.0
18.0	18	33.0	0.15	33.0	2	2P232-1800-NA	★	18.0	92.0
20.0	20	36.0	0.15	36.0	2	2P232-2000-NA	★	20.0	104.0

A187 A194 E9 E22 E14

Fresa de ranurar de metal duro enteriza CoroMill® Plura para eliminar gran volumen de viruta

Para material no férreo

FHA 30°
BSG COROMANT
TCDC h10
TCDCON h6

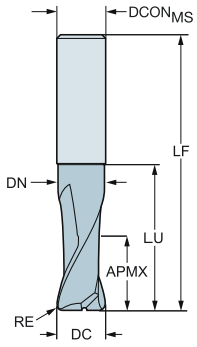

Versión métrica

DC	CZC$_{MS}$	APMX	RE	LU	ZEFP	Código de pedido	N H10F	Dimensiones, mm DCON$_{MS}$	LF	DN
3.0	3	4.5	0.20	8.0	2	2S220-0300-020-NC	★	3.0	38.0	2.7
4.0	4	6.0	0.30	11.0	2	2S220-0400-030-NC	★	4.0	50.0	3.7
5.0	5	7.5	0.50	14.0	2	2S220-0500-050-NC	★	5.0	50.0	4.7
6.0	6	9.0	1.00	17.0	2	2S220-0600-100-NC	★	6.0	57.0	5.7
8.0	8	12.0	1.00	23.0	2	2S220-0800-100-NC	★	8.0	63.0	7.7
10.0	10	15.0	1.50	29.0	2	2S220-1000-150-NC	★	10.0	72.0	9.7
12.0	12	18.0	1.50	35.0	2	2S220-1200-150-NC	★	12.0	83.0	11.7
16.0	16	24.0	2.00	47.0	2	2S220-1600-200-NC	★	16.0	92.0	15.7

FHA 30°
BSG COROMANT
TCDC h10
TCDCON h6

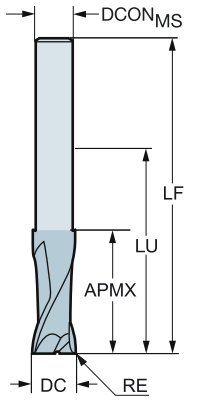

Versión métrica

DC	CZC$_{MS}$	APMX	RE	LU	ZEFP	Código de pedido	N H10F	Dimensiones, mm DCON$_{MS}$	LF
3.0	2	4.0	0.20	32.0	2	2S221-0300-020-NG	★	2.9	60.0
4.0	3	5.0	0.30	32.0	2	2S221-0400-030-NG	★	3.8	60.0
5.0	4	8.0	0.50	42.0	2	2S221-0500-050-NG	★	4.8	70.0
6.0	5	9.0	1.00	64.0	2	2S221-0600-100-NG	★	5.8	100.0
8.0	7	13.0	1.00	64.0	2	2S221-0800-100-NG	★	7.8	100.0
10.0	9	15.0	1.50	60.0	2	2S221-1000-150-NG	★	9.7	100.0
12.0	11	17.0	1.50	80.0	2	2S221-1200-150-NG	★	11.7	125.0
16.0	15	23.0	2.00	77.0	2	2S221-1600-200-NG	★	15.7	125.0
20.0	19	26.0	2.50	100.0	2	2S221-2000-250-NG	★	19.7	150.0

A187 A194 E9 E22 E14

SANDVIK Coromant

Fresa de ranurar de metal duro enteriza CoroMill® Plura para eliminar gran volumen de viruta

Para material no férreo

FHA	30°
BSG	DIN 6527 L
TCDC	h10
TCDCON	h6

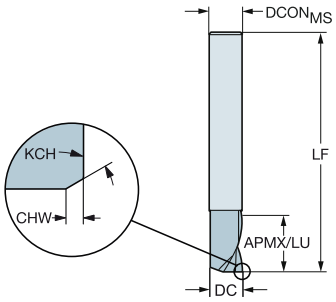

Versión métrica

DC	CZC_{MS}	APMX	CHW	KCH	LU	ZEFP	Código de pedido	N 1630	N H10F	$DCON_{MS}$	LF
3.0	6	7.0			7.0	1	2P230-0300-NA		★	6.0	57.0
	6	7.0			7.0	1	2P231-0300-NA	★		6.0	57.0
4.0	6	8.0			8.0	1	2P230-0400-NA		★	6.0	57.0
	6	8.0			8.0	1	2P231-0400-NA	★		6.0	57.0
5.0	6	10.0			10.0	1	2P230-0500-NA		★	6.0	57.0
	6	10.0			10.0	1	2P231-0500-NA	★		6.0	57.0
6.0	6	10.0			10.0	1	2P230-0600-NA		★	6.0	57.0
	6	10.0			10.0	1	2P231-0600-NA	★		6.0	57.0
8.0	8	16.0			16.0	1	2P230-0800-NA		★	8.0	63.0
	8	16.0			16.0	1	2P231-0800-NA	★		8.0	63.0
10.0	10	19.0	0.10	45°	19.0	1	2P230-1000-NA		★	10.0	72.0
	10	19.0	0.10	45°	19.0	1	2P231-1000-NA	★		10.0	72.0

A187 A194 E9 E22 E14

Fresa de ranurar de metal duro enteriza CoroMill® Plura para eliminar gran volumen de viruta

Para material no férreo con un contenido de silicio >9 %

FHA	30°
BSG	COROMANT
TCDC	h10
TCDCON	h6

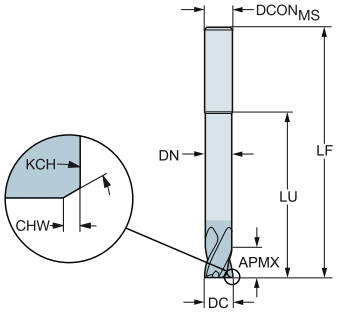

Versión métrica

DC	CZC_{MS}	APMX	CHW	KCH	LU	ZEFP	Código de pedido	N 20C	O 20C	Dimensiones, mm $DCON_{MS}$	LF	DN
1.0	3	1.0			2.0	2	2P210-0100-NC	★	☆	3.0	50.0	
1.5	3	1.5			1.5	2	2P210-0150-NC	★	☆	3.0	50.0	
2.0	3	2.0			2.0	2	2P210-0200-NC	★	☆	3.0	50.0	
3.0	6	3.0			3.0	2	2P210-0300-NC	★	☆	6.0	80.0	
4.0	6	4.0			40.0	2	2P210-0400-NC	★	☆	6.0	100.0	3.8
5.0	6	5.0			50.0	2	2P210-0500-NC	★	☆	6.0	100.0	4.8
6.0	6	6.0			60.0	4	2P210-0600-NC	★	☆	6.0	100.0	5.7
8.0	8	8.0			80.0	4	2P210-0800-NC	★	☆	8.0	120.0	7.6
10.0	10	10.0	0.10	45°	100.0	4	2P210-1000-NC	★	☆	10.0	150.0	9.5
12.0	12	12.0	0.10	45°	100.0	4	2P210-1200-NC	★	☆	12.0	150.0	11.4
16.0	16	16.0	0.15	45°	100.0	4	2P210-1600-NC	★	☆	16.0	150.0	15.2

A187 A194 E9 E22 E14

Fresa de ranurar de metal duro enteriza CoroMill® Plura para desbaste con rompevirutas

Cuándo utilizarla

Primera elección para desbaste en aluminio, grafito y mecanizado de termoplásticos

Material ISO	P	M	K	S	N
Calidad	H10F	1620	1640		
Mango	Cilíndrico	Weldon			

Fresa de ranurar de metal duro enteriza CoroMill® Plura para desbaste con rompevirutas

Para materiales ISO S

FHA	30°
BSG	DIN 6527 L
TCDC	h10
TCDCON	h6

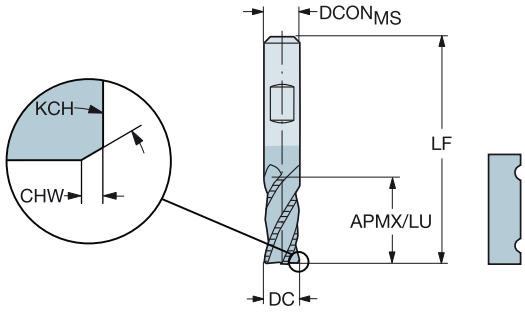

Versión métrica

DC	CZC_{MS}	APMX	CHW	KCH	LU	ZEFP	Código de pedido	M 1620	S 1620	$DCON_{MS}$	LF
										Dimensiones, mm	
6.0	6	13.0			13.0	4	R216.34-06030-BC13B	☆	★	6.0	57.0
8.0	8	19.0			19.0	4	R216.34-08030-BC19B	☆	★	8.0	63.0
10.0	10	22.0	0.10	45°	22.0	4	R216.34-10030-BC22B	☆	★	10.0	72.0
12.0	12	26.0	0.10	45°	26.0	4	R216.34-12030-BC26B	☆	★	12.0	83.0
16.0	16	32.0	0.15	45°	32.0	4	R216.34-16030-BC32B	☆	★	16.0	92.0
18.0	18	32.0	0.15	45°	32.0	4	R216.34-18030-BC32B	☆	★	18.0	92.0
20.0	20	38.0	0.15	45°	38.0	4	R216.34-20030-BC38B	☆	★	20.0	104.0
25.0	25	45.0	0.15	45°	45.0	5	R216.35-25030-BC45B	☆	★	25.0	121.0

A188 A194 E9 E22 E14

Fresa de ranurar de metal duro enteriza CoroMill® Plura para desbaste con rompevirutas

Para material no férreo

FHA 40°
BSG COROMANT
TCDC h12
TCDCON h5

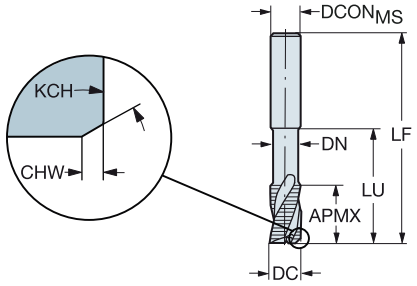

Versión métrica

DC	CZCMS	APMX	CHW	KCH	LU	ZEFP	Código de pedido	N H10F	DCONMS	LF	DN
									Dimensiones, mm		
6.0	8	10.0	0.64	55°	24.0	3	R216.33-06040-AJ10U	★	8.0	63.0	5.5
8.0	10	12.0	0.64	55°	29.0	3	R216.33-08040-AJ12U	★	10.0	72.0	7.5
10.0	12	14.0	0.83	55°	35.0	3	R216.33-10040-AJ14U	★	12.0	83.0	9.5
12.0	12	16.0	0.83	55°	50.0	3	R216.33-12040-AJ16U	★	12.0	100.0	11.4
16.0	16	20.0	1.00	55°	63.0	3	R216.33-16040-AJ20U	★	16.0	115.0	15.2
20.0	20	20.0	1.00	55°	70.0	3	R216.33-20040-AJ20U	★	20.0	125.0	19.0
25.0	25	25.0	1.29	55°	75.0	3	R216.33-25040-AJ25U	★	25.0	135.0	23.8

FHA 40°
BSG DIN 6527 L
TCDC h12
TCDCON h5

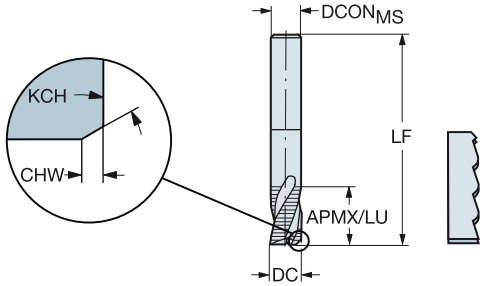

Versión métrica

DC	CZCMS	APMX	CHW	KCH	LU	ZEFP	Código de pedido	N H10F	DCONMS	LF
									Dimensiones, mm	
6.0	6	13.0	0.64	55°	13.0	3	R216.33-06040-AC13U	★	6.0	57.0
8.0	8	19.0	0.64	55°	19.0	3	R216.33-08040-AC19U	★	8.0	63.0
10.0	10	22.0	0.83	55°	22.0	3	R216.33-10040-AC22U	★	10.0	72.0
12.0	12	26.0	0.83	55°	26.0	3	R216.33-12040-AC26U	★	12.0	83.0
14.0	14	26.0	1.00	55°	26.0	3	R216.33-14040-AC26U	★	14.0	83.0
16.0	16	32.0	1.00	55°	32.0	3	R216.33-16040-AC32U	★	16.0	92.0
20.0	20	38.0	1.00	55°	38.0	3	R216.33-20040-AC38U	★	20.0	104.0

A188 A194 E9 E22 E14

Fresa de ranurar de metal duro enteriza CoroMill® Plura para desbaste con rompevirutas

Para acero con una dureza ≤ 48 HRc

FHA 30°
BSG DIN 6527 K
TCDC h12
TCDCON h6

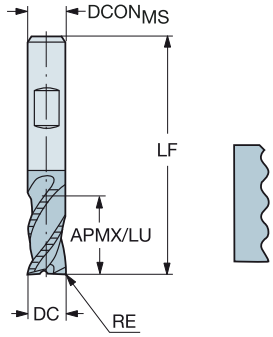

Versión métrica

DC	CZC_{MS}	APMX	RE	LU	ZEFP	Código de pedido	P 1640	M 1640	K 1640	Dimensiones, mm $DCON_{MS}$	LF
6.0	6	7.0	0.35	7.0	3	R216.33-06030-BS07K	★	☆	★	6.0	54.0
8.0	8	9.0	0.40	9.0	3	R216.33-08030-BS09K	★	☆	★	8.0	58.0
10.0	10	11.0	0.40	11.0	3	R216.33-10030-BS11K	★	☆	★	10.0	66.0
12.0	12	12.0	0.40	12.0	3	R216.33-12030-BS12K	★	☆	★	12.0	73.0
14.0	14	14.0	0.40	14.0	3	R216.33-14030-BS14K	★	☆	★	14.0	75.0
16.0	16	16.0	0.40	16.0	3	R216.33-16030-BS16K	★	☆	★	16.0	82.0
20.0	20	20.0	0.40	20.0	3	R216.33-20030-BS20K	★	☆	★	20.0	92.0

FHA 40°
BSG DIN 6527 L
TCDC h12
TCDCON h6

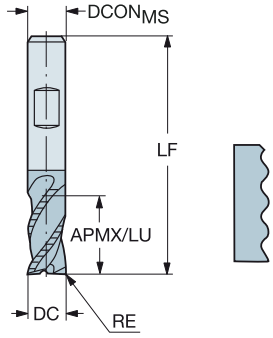

Versión métrica

DC	CZC_{MS}	APMX	RE	LU	ZEFP	Código de pedido	P 1640	M 1640	K 1640	Dimensiones, mm $DCON_{MS}$	LF
6.0	6	13.0	0.35	13.0	4	R216.34-06040-BC13K	★	☆	★	6.0	57.0
8.0	8	19.0	0.35	19.0	4	R216.34-08040-BC19K	★	☆	★	8.0	63.0
10.0	10	22.0	0.40	22.0	4	R216.34-10040-BC22K	★	☆	★	10.0	72.0
12.0	12	26.0	0.40	26.0	4	R216.34-12040-BC26K	★	☆	★	12.0	83.0
14.0	14	26.0	0.40	26.0	4	R216.34-14040-BC26K	★	☆	★	14.0	83.0
16.0	16	32.0	0.40	32.0	4	R216.34-16040-BC32K	★	☆	★	16.0	92.0
18.0	18	32.0	0.40	32.0	4	R216.34-18040-BC32K	★	☆	★	18.0	92.0
20.0	20	38.0	0.40	38.0	4	R216.34-20040-BC38K	★	☆	★	20.0	104.0

A188 A194 E9 E22 E14

SANDVIK Coromant

Fresa de ranurar de metal duro enteriza CoroMill® Plura para desbaste con rompevirutas

Para acero con una dureza ≤ 48 HRc

FHA	45°
BSG	DIN 6527 L
TCDC	h12
TCDCON	h6

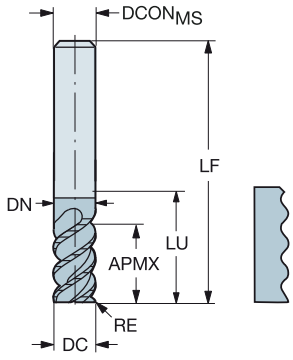

Versión métrica

DC	CZC_{MS}	APMX	RE	LU	ZEFP	Código de pedido	P 1640	M 1640	K 1640	S 1640	Dimensiones, mm $DCON_{MS}$	LF	DN
16.0	16	32.0	4.00	44.0	6	R216.36-16045ICC32K	★	☆	☆	☆	16.0	92.0	15.2
	16	32.0	4.00	64.0	6	R216.36-16045ICK32K	★	☆	☆	☆	16.0	112.0	15.2
20.0	20	38.0	4.00	54.0	6	R216.36-20045ICC38K	★	☆	☆	☆	20.0	104.0	19.0
	20	38.0	4.00	80.0	6	R216.36-20045ICK38K	★	☆	☆	☆	20.0	130.0	19.0
25.0	25	45.0	4.00	65.0	8	R216.38-25045ICC45K	★	☆	☆	☆	25.0	121.0	23.8
	25	45.0	4.00	100.0	8	R216.38-25045ICK45K	★	☆	☆	☆	25.0	156.0	23.8

A188 A194 E9 E22 E14

Fresa de ranurar de metal duro enteriza CoroMill® Plura para desbaste con rompevirutas

Para acero y acero inoxidable

FHA 40°
BSG DIN 6527 K
TCDC h12
TCDCON h6

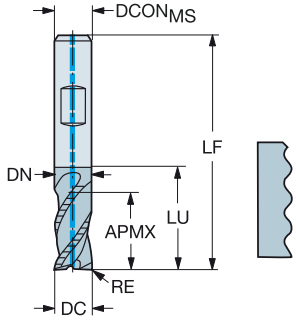

Versión métrica

DC	CZC$_{MS}$	APMX	RE	LU	CNSC	CXSC	ZEFP	Código de pedido	P 1640	M 1640	K 1640	S 1640	Dimensiones, mm DCON$_{MS}$	LF	DN
6.0	6	7.0	0.35	16.0	1	1	4	R215.34C06040-DS07K	★	★	☆	☆	6.0	54.0	5.5
8.0	8	9.0	0.40	20.0	1	1	4	R215.34C08040-DS09K	★	★	☆	☆	8.0	58.0	7.5
10.0	10	11.0	0.40	24.0	1	1	4	R215.34C10040-DS11K	★	★	☆	☆	10.0	66.0	9.5
12.0	12	12.0	0.40	26.0	1	1	4	R215.34C12040-DS12K	★	★	☆	☆	12.0	73.0	11.4
16.0	16	16.0	0.40	32.0	1	1	4	R215.34C16040-DS16K	★	★	☆	☆	16.0	82.0	15.2
20.0	20	20.0	0.40	40.0	1	1	4	R215.34C20040-DS20K	★	★	☆	☆	20.0	92.0	19.0

FHA 40°
BSG DIN 6527 L
TCDC h12
TCDCON h6

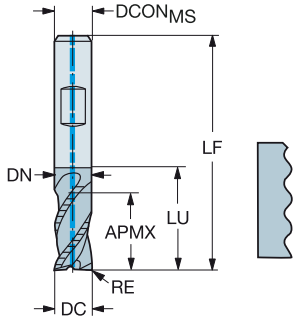

Versión métrica

DC	CZC$_{MS}$	APMX	RE	LU	CNSC	CXSC	ZEFP	Código de pedido	P 1640	M 1640	K 1640	S 1640	Dimensiones, mm DCON$_{MS}$	LF	DN
6.0	6	13.0	0.35	19.0	1	1	4	R215.34C06040-DC13K	★	★	☆	☆	6.0	57.0	5.5
8.0	8	19.0	0.40	25.0	1	1	4	R215.34C08040-DC19K	★	★	☆	☆	8.0	63.0	7.5
10.0	10	22.0	0.40	30.0	1	1	4	R215.34C10040-DC22K	★	★	☆	☆	10.0	72.0	9.5
12.0	12	26.0	0.40	36.0	1	1	4	R215.34C12040-DC26K	★	★	☆	☆	12.0	83.0	11.4
16.0	16	32.0	0.40	42.0	1	1	4	R215.34C16040-DC32K	★	★	☆	☆	16.0	92.0	15.2
20.0	20	38.0	0.40	52.0	1	1	4	R215.34C20040-DC38K	★	★	☆	☆	20.0	104.0	19.0

A188 A194 E9 E22 E28 E14

SANDVIK Coromant

SPA

Fresa de ranurar de metal duro enteriza CoroMill® Plura para acabado

Cuándo utilizarla

Primera elección para acabado en operaciones de fresado en escuadra

Puede utilizarse en operaciones de desbaste con bajo empañe radial si se requiere un alto avance (estrategia trocoidal)

Material ISO	P	M	K	S	H
Calidad	1610		1620		
Mango	Cilíndrico				

Gama de productos

Para acero templado con una dureza de 43≤ HRc ≤63

Para acero y acero inoxidable de dureza ≤ 48 HRc

Fresa de ranurar de metal duro enteriza CoroMill® Plura para acabado

Para acero templado con una dureza de 43≤ HRc ≤63

FHA 30°
BSG DIN 6527 L
TCDC h10
TCDCON h6

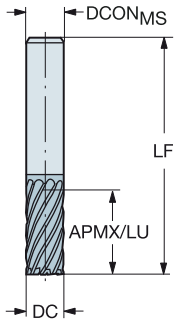

Versión métrica

DC	CZC_{MS}	APMX	LU	ZEFP	Código de pedido	P 1610	H 1610	$DCON_{MS}$	LF
								Dimensiones, mm	
5.0	6	13.0	13.0	6	R215.36-05030-AC13H	☆	★	6.0	57.0
6.0	6	13.0	13.0	6	R215.36-06030-AC13H	☆	★	6.0	57.0
8.0	8	19.0	19.0	8	R215.38-08030-AC19H	☆	★	8.0	63.0
10.0	10	22.0	22.0	10	R215.3A-10030-AC22H	☆	★	10.0	72.0
12.0	12	26.0	26.0	12	R215.3C-12030-AC26H	☆	★	12.0	83.0
14.0	14	26.0	26.0	14	R215.3E-14030-AC26H	☆	★	14.0	83.0
16.0	16	32.0	32.0	16	R215.3G-16030-AC32H	☆	★	16.0	92.0
20.0	20	38.0	38.0	16	R215.3G-20030-AC38H	☆	★	20.0	104.0

FHA 50°
BSG DIN 6527 L
TCDC h10
TCDCON h6

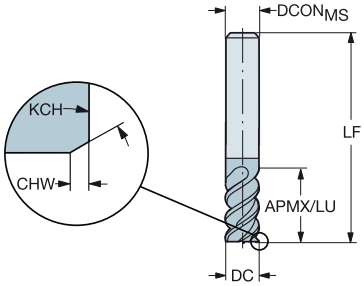

Versión métrica

DC	CZC_{MS}	APMX	CHW	KCH	LU	ZEFP	Código de pedido	P 1610	H 1610	$DCON_{MS}$	LF
										Dimensiones, mm	
3.0	6	8.0	0.10	45°	8.0	4	R215.34-03050-AC08H	☆	★	6.0	57.0
4.0	6	11.0	0.10	45°	11.0	4	R215.34-04050-AC11H	☆	★	6.0	57.0
6.0	6	13.0	0.10	45°	13.0	6	R215.36-06050-AC13H	☆	★	6.0	57.0
8.0	8	19.0	0.10	45°	19.0	6	R215.36-08050-AC19H	☆	★	8.0	63.0
10.0	10	22.0	0.10	45°	22.0	6	R215.36-10050-AC22H	☆	★	10.0	72.0
12.0	12	26.0	0.10	45°	26.0	6	R215.36-12050-AC26H	☆	★	12.0	83.0
16.0	16	32.0	0.15	45°	32.0	6	R215.36-16050-AC32H	☆	★	16.0	92.0
20.0	20	38.0	0.15	45°	38.0	8	R215.38-20050-AC38H	☆	★	20.0	104.0

A189 A194 E9 E22 E14

SANDVIK Coromant

Fresa de ranurar de metal duro enteriza CoroMill® Plura para acabado

Para acero templado con una dureza de 43≤ HRc ≤63

FHA	50°
BSG	DIN 6527 L
TCDC	h9
TCDCON	h5

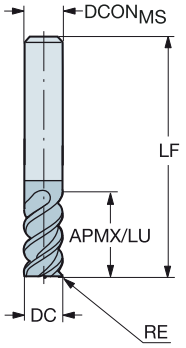

Versión métrica

DC	CZC_{MS}	APMX	RE	LU	ZEFP	Código de pedido	P 1610	H 1610	Dimensiones, mm $DCON_{MS}$	LF
3.0	6	8.0	0.50	8.0	4	R215.24-03050BAC08H	☆	★	6.0	57.0
4.0	6	11.0	0.50	11.0	4	R215.24-04050BAC11H	☆	★	6.0	57.0
6.0	6	13.0	0.50	13.0	6	R215.26-06050BAC13H	☆	★	6.0	57.0
8.0	8	19.0	0.50	19.0	6	R215.26-08050BAC19H	☆	★	8.0	63.0
10.0	10	22.0	1.00	22.0	6	R215.26-10050CAC22H	☆	★	10.0	72.0
	10	22.0	1.50	22.0	6	R215.26-10050DAC22H	☆	★	10.0	72.0
	10	22.0	2.00	22.0	6	R215.26-10050EAC22H	☆	★	10.0	72.0
12.0	12	26.0	1.00	26.0	6	R215.26-12050CAC26H	☆	★	12.0	83.0
16.0	16	32.0	1.50	32.0	6	R215.26-16050DAC32H	☆	★	16.0	92.0
20.0	20	38.0	1.50	38.0	8	R215.28-20050DAC38H	☆	★	20.0	104.0

A189 A194 E9 E22 E14

Fresa de ranurar de metal duro enteriza CoroMill® Plura para acabado

Para acero inoxidable y acero de dureza ≤ 48 HRc

FHA	50°
BSG	DIN 6527 L
TCDC	h10
TCDCON	h6

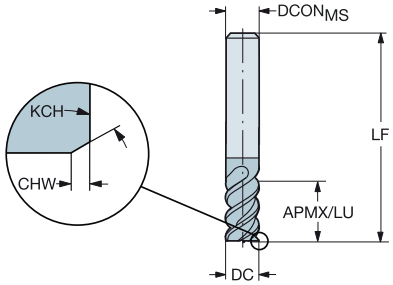

Versión métrica

DC	CZC_{MS}	APMX	CHW	KCH	LU	ZEFP	Código de pedido	P 1620	M 1620	K 1620	S 1620	Dimensiones, mm $DCON_{MS}$	LF
3.0	6	8.0	0.10	45°	8.0	4	R215.34-03050-AC08L	★	★	☆	☆	6.0	57.0
4.0	6	11.0	0.10	45°	11.0	4	R215.34-04050-AC11L	★	★	☆	☆	6.0	57.0
5.0	6	13.0	0.10	45°	13.0	5	R215.35-05050-AC13L	★	★	☆	☆	6.0	57.0
6.0	6	13.0	0.10	45°	13.0	6	R215.36-06050-AC13L	★	★	☆	☆	6.0	57.0
8.0	8	19.0	0.10	45°	19.0	6	R215.36-08050-AC19L	★	★	☆	☆	8.0	63.0
10.0	10	22.0	0.10	45°	22.0	6	R215.36-10050-AC22L	★	★	☆	☆	10.0	72.0
12.0	12	26.0	0.10	45°	26.0	6	R215.36-12050-AC26L	★	★	☆	☆	12.0	83.0
16.0	16	32.0	0.15	45°	32.0	6	R215.36-16050-AC32L	★	★	☆	☆	16.0	92.0
20.0	20	38.0	0.15	45°	38.0	8	R215.38-20050-AC38L	★	★	☆	☆	20.0	104.0

A189 A194 E9 E22 E14

SANDVIK Coromant

Fresa de ranurar de metal duro enteriza CoroMill® Plura para acabado

Para acero inoxidable y acero de dureza ≤ 48 HRc

FHA	60°
BSG	DIN 6527 L
TCDC	h10
TCDCON	h6

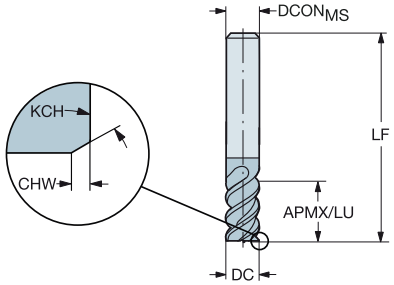

Versión métrica

DC	CZC$_{MS}$	APMX	CHW	KCH	LU	ZEFP	Código de pedido	P 1620	M 1620	K 1620	S 1620	Dimensiones, mm DCON$_{MS}$	LF
6.0	6	13.0	0.10	45°	13.0	6	R215.36-06060-AC13L	★	★	☆	☆	6.0	57.0
8.0	8	19.0	0.10	45°	19.0	6	R215.36-08060-AC19L	★	★	☆	☆	8.0	63.0
10.0	10	22.0	0.10	45°	22.0	6	R215.36-10060-AC22L	★	★	☆	☆	10.0	72.0
12.0	12	26.0	0.10	45°	26.0	6	R215.36-12060-AC26L	★	★	☆	☆	12.0	83.0
14.0	14	26.0	0.15	45°	26.0	6	R215.36-14060-AC26L	★	★	☆	☆	14.0	83.0
16.0	16	32.0	0.15	45°	32.0	6	R215.36-16060-AC32L	★	★	☆	☆	16.0	92.0
18.0	18	32.0	0.15	45°	32.0	6	R215.36-18060-AC32L	★	★	☆	☆	18.0	92.0
20.0	20	38.0	0.15	45°	38.0	6	R215.36-20060-AC38L	★	★	☆	☆	20.0	104.0

A189 A194 E9 E22 E14

Fresa de ranurar de metal duro enteriza CoroMill® Plura para acabado

Para acero inoxidable y acero de dureza ≤ 48 HRc

FHA	50°
BSG	COROMANT
TCDC	h9
TCDCON	h6

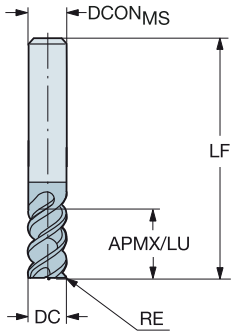

Versión en pulgadas

DC	CZCMS	APMX	RE	LU	ZEFP	Código de pedido	P 1620	M 1620	K 1620	S 1620	DCONMS	LF
											Dimensiones, pulg.	
.063	1/4	.188	.016	.188	4	RA215.24-0450AAK13L	★	★	☆	☆	.250	3.000
.094	1/4	.281	.016	.281	4	RA215.24-0650AAK18L	★	★	☆	☆	.250	3.000
	1/4	.281	.031	.281	4	RA215.24-0650BAK18L	★	★	☆	☆	.250	3.000
.125	1/4	.375	.016	.375	4	RA215.24-0850AAK06L	★	★	☆	☆	.250	3.000
	1/4	.375	.031	.375	4	RA215.24-0850BAK06L	★	★	☆	☆	.250	3.000
.156	1/4	.500	.016	.500	4	RA215.24-1050AAK08L	★	★	☆	☆	.250	3.000
	1/4	.500	.031	.500	4	RA215.24-1050BAK08L	★	★	☆	☆	.250	3.000
.188	1/4	.571	.016	.563	6	RA215.26-1250AAK09L	★	★	☆	☆	.250	3.000
	1/4	.571	.031	.563	6	RA215.26-1250BAK09L	★	★	☆	☆	.250	3.000
.250	1/4	.750	.016	.750	6	RA215.26-1650AAK12L	★	★	☆	☆	.250	3.000
	1/4	.750	.031	.750	6	RA215.26-1650BAK12L	★	★	☆	☆	.250	3.000
	1/4	1.125	.031	1.125	6	RA215.26-1650BAL18L	★	★	☆	☆	.250	4.000
.313	3/8	1.000	.016	1.000	6	RA215.26-2050AAK15L	★	★	☆	☆	.375	3.500
	3/8	1.400	.031	1.406	6	RA215.26-2050BAL23L	★	★	☆	☆	.375	4.500
	3/8	1.000	.031	1.000	6	RA215.26-2050BAK15L	★	★	☆	☆	.375	3.500
.375	3/8	1.125	.031	1.125	6	RA215.26-2450BAK18L	★	★	☆	☆	.375	3.500
	3/8	1.666	.063	1.688	6	RA215.26-2450DAL27L	★	★	☆	☆	.375	4.500
	3/8	1.125	.063	1.125	6	RA215.26-2450DAK18L	★	★	☆	☆	.375	3.500
.500	1/2	1.500	.031	1.500	6	RA215.26-3250BAK24L	★	★	☆	☆	.500	4.000
	1/2	1.500	.063	1.500	6	RA215.26-3250DAK24L	★	★	☆	☆	.500	4.000
	1/2	2.250	.063	2.250	6	RA215.26-3250DAL36L	★	★	☆	☆	.500	5.000
.625	5/8	1.875	.063	1.875	6	RA215.26-4050DAK30L	★	★	☆	☆	.625	4.500
	5/8	2.813	.125	2.813	6	RA215.26-4050HAL45L	★	★	☆	☆	.625	5.500
.750	3/4	2.250	.063	2.250	8	RA215.28-4850DAK36L	★	★	☆	☆	.750	5.000
	3/4	3.375	.125	3.375	8	RA215.28-4850HAL54L	★	★	☆	☆	.750	6.000

A189 A194 E9 E22 E14

Fresa de ranurar de metal duro enteriza CoroMill® Plura para micro-fresado

Cuándo utilizarla

Una excelente herramienta, específica para desbaste de piezas pequeñas

Material ISO	P M K N S H
Calidad	1620
Mango	Cilíndrico

Gama de productos

Para múltiples materiales de dureza ≤ 63 HRc

Fresa de ranurar de metal duro enteriza CoroMill® Plura para micro-fresado

Para múltiples materiales de dureza ≤ 63 HRc

FHA 30°
BSG COROMANT
TCDC h9
TCDCON h6

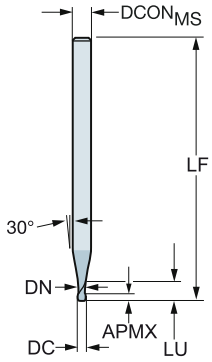

Versión métrica

DC	CZC_{MS}	APMX	LU	ZEFP	Código de pedido	P 1620	M 1620	K 1620	N 1620	S 1620	H 1620	Dimensiones, mm $DCON_{MS}$	LF	DN
0.4	3	0.4	1.3	2	2P211-0040-PC	★	★	★	★	★	★	3.0	38.0	0.4
0.5	3	0.5	1.5	2	2P211-0050-PC	★	★	★	★	★	★	3.0	38.0	0.5
	3	0.5	2.5	2	2P212-0050-PC	★	★	★	★	★	★	3.0	60.0	0.5
0.6	3	0.6	1.8	2	2P211-0060-PC	★	★	★	★	★	★	3.0	38.0	0.6
	3	0.6	3.0	2	2P212-0060-PC	★	★	★	★	★	★	3.0	60.0	0.6
0.8	3	0.8	2.0	2	2P211-0080-PC	★	★	★	★	★	★	3.0	38.0	0.8
	3	0.8	4.0	2	2P212-0080-PC	★	★	★	★	★	★	3.0	60.0	0.8
1.0	3	1.0	2.5	2	2P211-0100-PC	★	★	★	★	★	★	3.0	38.0	1.0
	3	1.0	5.0	2	2P212-0100-PC	★	★	★	★	★	★	3.0	60.0	1.0

FHA 30°
BSG COROMANT
TCDC h9
TCDCON h6

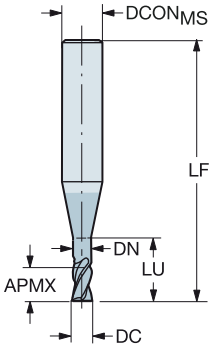

DC	CZC_{MS}	APMX	LU	ZEFP	Código de pedido	P 1620	M 1620	K 1620	N 1620	S 1620	H 1620	Dimensiones, mm $DCON_{MS}$	LF	DN
0.4	6	0.4	1.0	2	R216.32-00430-AE04G	★	★	★	★	★	★	6.0	54.0	0.4
0.5	6	0.5	1.2	2	R216.32-00530-AE05G	★	★	★	★	★	★	6.0	54.0	0.5
	6	0.5	2.5	2	R216.32-00530-AI05G	★	★	★	★	★	★	6.0	57.0	0.5
	6	0.5	5.0	2	R216.32-00530-AJ05G	★	★	★	★	★	★	6.0	57.0	0.5
0.6	6	0.6	1.5	2	R216.32-00630-AE06G	★	★	★	★	★	★	6.0	54.0	0.6
	6	0.6	3.0	2	R216.32-00630-AI06G	★	★	★	★	★	★	6.0	57.0	0.6
	6	0.6	6.0	2	R216.32-00630-AJ06G	★	★	★	★	★	★	6.0	57.0	0.6
0.8	6	0.8	2.0	2	R216.32-00830-AE08G	★	★	★	★	★	★	6.0	54.0	0.8
	6	0.8	4.0	2	R216.32-00830-AI08G	★	★	★	★	★	★	6.0	57.0	0.8
	6	0.8	8.0	2	R216.32-00830-AJ08G	★	★	★	★	★	★	6.0	57.0	0.8
1.0	6	1.0	2.5	2	R216.32-01030-AE10G	★	★	★	★	★	★	6.0	54.0	1.0
	6	1.0	5.0	2	R216.32-01030-AI10G	★	★	★	★	★	★	6.0	57.0	1.0
	6	1.0	10.0	2	R216.32-01030-AJ10G	★	★	★	★	★	★	6.0	57.0	1.0

A190 A194 E9 E22 E14

SANDVIK Coromant

Fresa de ranurar de metal duro enteriza y punta esférica CoroMill® Plura para micro-fresado

Cuándo utilizarla

Específica para perfilado de piezas pequeñas

Material ISO	P M K N S H
Calidad	1620 1700
Mango	Cilíndrico

Gama de productos

Múltiples materiales de dureza ≤ 63 HRc

Para acero templado con una dureza de 43≤ HRc ≤63

Fresa de ranurar de metal duro enteriza y punta esférica CoroMill® Plura para micro-fresado

Para múltiples materiales de dureza ≤ 63 HRc

FHA 30°
BSG COROMANT
TCDC h9
TCDCON h6
PSIR 0°

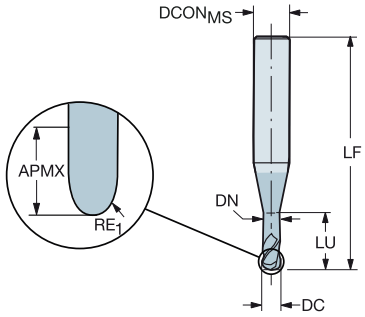

Versión métrica

DC	CZC$_{MS}$	APMX	RE$_1$	LU	ZEFP	Código de pedido	P 1620	M 1620	K 1620	N 1620	S 1620	H 1620	Dimensiones, mm DCON$_{MS}$	LF	DN
0.4	6	0.4	0.20	1.0	2	R216.42-00430-AE04G	★	★	★	★	★	★	6.0	54.0	0.4
0.5	6	0.5	0.25	1.2	2	R216.42-00530-AE05G	★	★	★	★	★	★	6.0	54.0	0.5
0.6	6	0.6	0.30	1.5	2	R216.42-00630-AE06G	★	★	★	★	★	★	6.0	54.0	0.6
0.8	6	0.8	0.40	2.0	2	R216.42-00830-AE08G	★	★	★	★	★	★	6.0	54.0	0.8
1.0	6	1.0	0.50	2.5	2	R216.42-01030-AE10G	★	★	★	★	★	★	6.0	54.0	1.0

FHA 30°
BSG COROMANT
TCDC h9
TCDCON h6
PSIR 0°

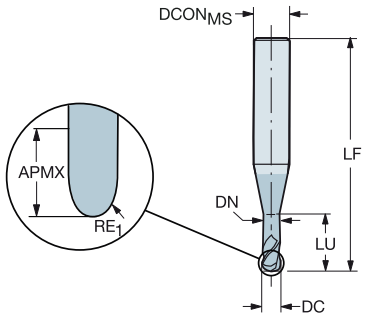

Versión métrica

DC	CZC$_{MS}$	APMX	RE$_1$	LU	ZEFP	Código de pedido	P 1620	M 1620	K 1620	N 1620	S 1620	H 1620	Dimensiones, mm DCON$_{MS}$	LF	DN
0.5	6	0.5	0.25	2.5	2	R216.42-00530-AO05G	★	★	★	★	★	★	6.0	57.0	0.5
0.6	6	0.6	0.30	3.0	2	R216.42-00630-AO06G	★	★	★	★	★	★	6.0	57.0	0.6
0.8	6	0.8	0.40	4.0	2	R216.42-00830-AO08G	★	★	★	★	★	★	6.0	57.0	0.8
1.0	6	1.0	0.50	5.0	2	R216.42-01030-AO10G	★	★	★	★	★	★	6.0	57.0	1.0

A190 A194 E9 E22 E14

SPA

Fresa de ranurar de metal duro enteriza y punta esférica CoroMill® Plura para micro-fresado

Para múltiples materiales de dureza ≤ 63 HRc

FHA	30°
BSG	COROMANT
TCDC	h9
TCDCON	h6
PSIR	0°

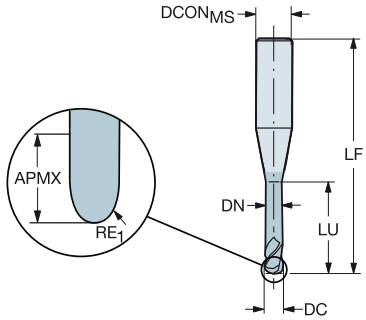

Versión métrica

DC	CZC_{MS}	APMX	RE_1	LU	ZEFP	Código de pedido	P 1620	M 1620	K 1620	N 1620	S 1620	H 1620	Dimensiones, mm $DCON_{MS}$	LF	DN
0.5	6	0.5	0.25	5.0	2	R216.42-00530-AJ05G	★	★	★	★	★	★	6.0	57.0	0.5
0.6	6	0.6	0.30	6.0	2	R216.42-00630-AJ06G	★	★	★	★	★	★	6.0	57.0	0.6
0.8	6	0.8	0.40	8.0	2	R216.42-00830-AJ08G	★	★	★	★	★	★	6.0	57.0	0.8
1.0	6	1.0	0.50	10.0	2	R216.42-01030-AJ10G	★	★	★	★	★	★	6.0	57.0	1.0

A190 A194 E9 E22 E14

Fresa de ranurar de metal duro enteriza y punta esférica CoroMill® Plura para micro-fresado

Para acero templado con una dureza de 43≤ HRc ≤63

FHA	30°
BSG	COROMANT
TCDC	h8
TCDCON	h5
PSIR	0°

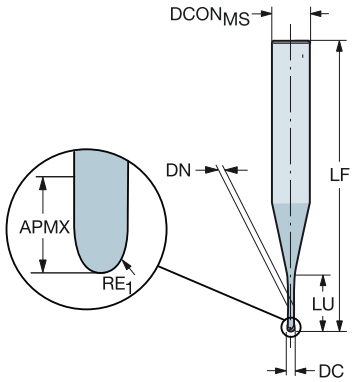

Versión métrica

DC	CZC_{MS}	APMX	RE_1	LU	ZEFP	Código de pedido	H 1700	Dimensiones, mm $DCON_{MS}$	LF	DN
0.2	4	0.2	0.10	0.3	2	R216.42-00230-EC02G	★	4.0	45.0	0.2
	4	0.2	0.10	2.0	2	R216.42-00230-IC02G	★	4.0	45.0	0.2
0.3	4	0.3	0.15	0.5	2	R216.42-00330-EC03G	★	4.0	45.0	0.3
	4	0.3	0.15	0.9	2	R216.42-00330-FC03G	★	4.0	45.0	0.3
	4	0.3	0.15	1.5	2	R216.42-00330-GC03G	★	4.0	45.0	0.3
	4	0.3	0.15	2.0	2	R216.42-00330-HC03G	★	4.0	45.0	0.3
	4	0.3	0.15	3.0	2	R216.42-00330-JC03G	★	4.0	45.0	0.3
0.4	4	0.3	0.20	0.6	2	R216.42-00430-EC04G	★	4.0	45.0	0.4
	4	0.3	0.20	1.2	2	R216.42-00430-FC04G	★	4.0	45.0	0.4
	4	0.3	0.20	2.0	2	R216.42-00430-GC04G	★	4.0	45.0	0.4
	4	0.3	0.20	4.0	2	R216.42-00430-JC04G	★	4.0	45.0	0.4
0.5	4	0.4	0.25	0.8	2	R216.42-00530-EC05G	★	4.0	45.0	0.5
	4	0.4	0.25	1.5	2	R216.42-00530-FC05G	★	4.0	45.0	0.5
	4	0.4	0.25	3.0	2	R216.42-00530-HC05G	★	4.0	45.0	0.5
	4	0.4	0.25	5.0	2	R216.42-00530-JC05G	★	4.0	45.0	0.5
0.8	4	0.5	0.40	1.2	2	R216.42-00830-EC08G	★	4.0	45.0	0.8
	4	0.5	0.40	2.4	2	R216.42-00830-FC08G	★	4.0	45.0	0.8
1.0	6	0.8	0.50	1.5	2	R216.42-01030-EC10G	★	6.0	45.0	1.0
	6	0.8	0.50	3.0	2	R216.42-01030-FC10G	★	6.0	45.0	1.0
	6	0.8	0.50	6.0	2	R216.42-01030-HC10G	★	6.0	45.0	1.0
	6	0.8	0.50	10.0	2	R216.42-01030-JC10G	★	6.0	50.0	1.0
1.2	6	1.1	0.60	3.6	2	R216.42-01230-FC12G	★	6.0	45.0	1.2
1.5	6	1.4	0.75	2.3	2	R216.42-01530-EC15G	★	6.0	45.0	1.4
	6	1.4	0.75	4.5	2	R216.42-01530-FC15G	★	6.0	45.0	1.4
	6	1.4	0.75	8.0	2	R216.42-01530-GC15G	★	6.0	45.0	1.4
	6	1.4	0.75	12.0	2	R216.42-01530-IC15G	★	6.0	50.0	1.4
2.0	6	1.7	1.00	3.0	2	R216.42-02030-EC20G	★	6.0	45.0	1.9
	6	1.7	1.00	6.0	2	R216.42-02030-FC20G	★	6.0	45.0	1.9
	6	1.7	1.00	8.0	2	R216.42-02030-GC20G	★	6.0	45.0	1.9
	6	1.7	1.00	12.0	2	R216.42-02030-HC20G	★	6.0	50.0	1.9
	6	1.7	1.00	16.0	2	R216.42-02030-IC20G	★	6.0	50.0	1.9
	6	1.7	1.00	20.0	2	R216.42-02030-JC20G	★	6.0	55.0	1.9
2.5	6	2.0	1.25	15.0	2	R216.42-02530-HC25G	★	6.0	50.0	2.4
	6	2.0	1.25	20.0	2	R216.42-02530-IC25G	★	6.0	55.0	2.4

A190 A194 E9 E22 E14

SANDVIK Coromant

Fresa de ranurar de metal duro enteriza y punta esférica CoroMill® Plura para perfilado

Cuándo utilizarla

Perfilado en diferentes materiales

Material ISO	P M K N S O
Calidad	1620 1630
Mango	Cilíndrico

Gama de productos

Para múltiples materiales de dureza ≤ 48 HRc

Fresa de ranurar de metal duro enteriza y punta esférica CoroMill® Plura para perfilado

Para material no férreo

FHA 30°
BSG COROMANT
TCDC h9
TCDCON h6
PSIR 0°

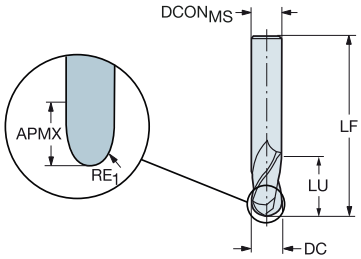

Versión métrica

DC	CZC_{MS}	APMX	RE_1	LU	ZEFP	Código de pedido	N / H10F	Dimensiones, mm $DCON_{MS}$	LF
2.0	6	6.0	1.00	6.0	2	R216.42-02030-AK60A	★	6.0	57.0
3.0	6	7.0	1.50	7.0	2	R216.42-03030-AK07A	★	6.0	80.0
4.0	6	8.0	2.00	8.0	2	R216.42-04030-AK08A	★	6.0	80.0
5.0	6	10.0	2.50	10.0	2	R216.42-05030-AK10A	★	6.0	80.0
6.0	6	10.0	3.00	10.0	2	R216.42-06030-AK10A	★	6.0	80.0
8.0	8	16.0	4.00	16.0	2	R216.42-08030-AK16A	★	8.0	100.0
10.0	10	19.0	5.00	19.0	2	R216.42-10030-AK19A	★	10.0	100.0
12.0	12	22.0	6.00	22.0	2	R216.42-12030-AK22A	★	12.0	100.0
16.0	16	26.0	8.00	26.0	2	R216.42-16030-AK26A	★	16.0	100.0

FHA 40°
BSG COROMANT
TCDC h10
TCDCON h6
PSIR 0°

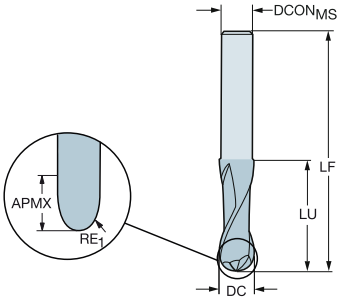

Versión métrica

DC	CZC_{MS}	APMX	RE_1	LU	ZEFP	Código de pedido	N / H10F	Dimensiones, mm $DCON_{MS}$	LF
3.0	2	4.0	1.50	32.0	2	2B320-0300-NG	★	2.9	60.0
4.0	3	5.0	2.00	32.0	2	2B320-0400-NG	★	3.8	60.0
5.0	4	8.0	2.50	42.0	2	2B320-0500-NG	★	4.8	70.0
6.0	5	9.0	3.00	64.0	2	2B320-0600-NG	★	5.8	100.0
8.0	7	13.0	4.00	64.0	2	2B320-0800-NG	★	7.8	100.0
10.0	9	15.0	5.00	60.0	2	2B320-1000-NG	★	9.7	100.0
12.0	11	17.0	6.00	80.0	2	2B320-1200-NG	★	11.7	125.0
16.0	15	23.0	8.00	77.0	2	2B320-1600-NG	★	15.7	125.0

A192 A194 E9 E22 E14

SANDVIK Coromant

Fresa de ranurar de metal duro enteriza y punta esférica CoroMill® Plura para perfilado

Para material no férreo

FHA	40°
BSG	COROMANT
TCDC	h10
TCDCON	h8
PSIR	0°

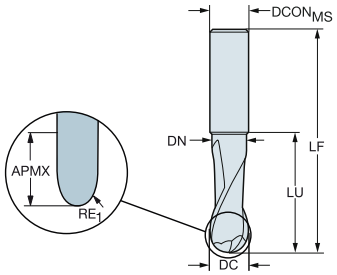

Versión métrica

DC	CZC_{MS}	APMX	RE_1	LU	ZEFP	Código de pedido	N / H10F	Dimensiones, mm $DCON_{MS}$	LF	DN
3.0	3	5.0	1.50	8.8	2	2B330-0300-NC	★	3.0	38.0	2.7
4.0	4	7.0	2.00	11.8	2	2B330-0400-NC	★	4.0	50.0	3.7
5.0	5	10.0	2.50	14.8	2	2B330-0500-NC	★	5.0	50.0	4.7
6.0	6	11.0	3.00	17.8	2	2B330-0600-NC	★	6.0	57.0	5.7
8.0	8	14.0	4.00	23.8	2	2B330-0800-NC	★	8.0	63.0	7.7
10.0	10	18.0	5.00	29.8	2	2B330-1000-NC	★	10.0	73.0	9.7
12.0	12	22.0	6.00	35.8	2	2B330-1200-NC	★	12.0	83.0	11.7
16.0	16	29.0	8.00	47.8	2	2B330-1600-NC	★	16.0	92.0	15.7

A192 A194 E9 E22 E14

Fresa de ranurar de metal duro enteriza y punta esférica CoroMill® Plura para perfilado

Para material no férreo con un >9 % de silicio

FHA	30°
BSG	COROMANT
TCDC	h9
TCDCON	h8
PSIR	0°

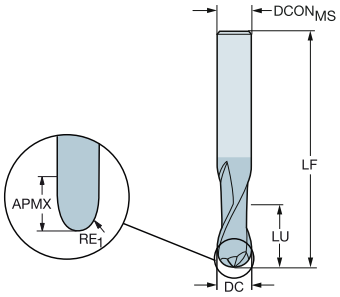

Versión métrica

DC	CZC_{MS}	APMX	RE_1	LU	ZEFP	Código de pedido	N	O	Dimensiones, mm	
							N20C	N20C	$DCON_{MS}$	LF
1.0	3	3.0	0.50	3.0	2	2B230-0100-NA	★	☆	3.0	38.0
1.5	3	3.0	0.75	3.0	2	2B230-0150-NA	★	☆	3.0	38.0
2.0	3	6.0	1.00	6.0	2	2B230-0200-NA	★	☆	3.0	38.0
3.0	3	7.0	1.50	7.0	2	2B230-0300-NA	★	☆	3.0	38.0
4.0	6	8.0	2.00	8.0	2	2B230-0400-NA	★	☆	6.0	57.0
6.0	6	10.0	3.00	10.0	2	2B230-0600-NA	★	☆	6.0	57.0
8.0	8	16.0	4.00	16.0	2	2B230-0800-NA	★	☆	8.0	63.0
10.0	10	19.0	5.00	19.0	2	2B230-1000-NA	★	☆	10.0	72.0
12.0	12	22.0	6.00	22.0	2	2B230-1200-NA	★	☆	12.0	83.0

A192 A194 E9 E22 E14

SANDVIK Coromant

Fresa de ranurar de metal duro enteriza y punta esférica CoroMill® Plura para perfilado

Para acero inoxidable y acero templado con una dureza ≤ 63HRc

	R216.42..30-AI..G	R216.4x..30-AK..G
FHA	30°	30°
BSG	COROMANT	COROMANT
TCDC	h9	h9
TCDCON	h6	h6
PSIR	0°	0°

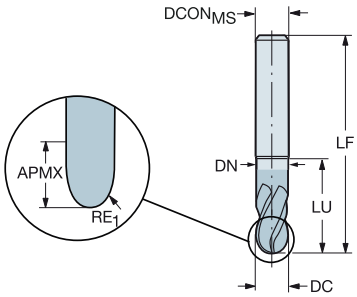

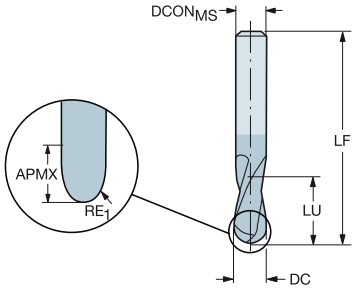

Versión métrica

DC	CZC_{MS}	APMX	RE_1	LU	ZEFP	Código de pedido	P 1610	P 1620	M 1620	K 1620	S 1620	H 1610	Dimensiones, mm $DCON_{MS}$	LF	DN
1.0	6	1.0	0.50	1.0	2	R216.42-01030-AI10G	☆	★	★	☆	☆	★	6.0	57.0	
	6	1.5	0.50	1.5	2	R216.42-01030-AK15G	★	★	★	☆	☆	★	6.0	57.0	
1.5	6	1.5	0.75	2.0	2	R216.42-01530-AI15G	☆					★	6.0	57.0	
	6	2.0	0.75	2.0	2	R216.42-01530-AK20G	★	★	★	☆	☆	★	6.0	57.0	
2.0	6	2.0	1.00	2.0	2	R216.42-02030-AI20G	☆	★	★	☆	☆	★	6.0	57.0	
	6	3.0	1.00	3.0	2	R216.42-02030-AK30G	★	★	★	☆	☆	★	6.0	57.0	
2.5	6	2.5	1.25	2.0	2	R216.42-02530-AI25G	☆					★	6.0	57.0	
	6	3.0	1.25	3.0	2	R216.42-02530-AK30G	★	★	★	☆	☆	★	6.0	57.0	
3.0	6	3.0	1.50	3.0	2	R216.42-03030-AI03G	☆	★	★	☆	☆	★	6.0	57.0	
	6	4.0	1.50	4.0	2	R216.42-03030-AK04G	★	★	★	☆	☆	★	6.0	57.0	
4.0	6	4.0	2.00	4.0	2	R216.42-04030-AI04G	☆	★	★	☆	☆	★	6.0	57.0	
	6	5.0	2.00	5.0	2	R216.42-04030-AK05G	★	★	★	☆	☆	★	6.0	80.0	
5.0	6	5.0	2.50	20.0	2	R216.42-05030-AI05G	☆	★	★	☆	☆	★	6.0	57.0	4.9
	6	6.0	2.50	6.0	2	R216.42-05030-AK06G	★	★	★	☆	☆	★	6.0	80.0	
6.0	6	6.0	3.00	21.0	2	R216.42-06030-AI06G	☆	★	★	☆	☆	★	6.0	63.0	5.7
	6	10.0	3.00	10.0	2	R216.42-06030-AK10G	★	★	★	☆	☆	★	6.0	80.0	
8.0	8	8.0	4.00	27.0	2	R216.42-08030-AI08G	☆	★	★	☆	☆	★	8.0	63.0	7.7
	8	16.0	4.00	16.0	2	R216.42-08030-AK16G	★	★	★	☆	☆	★	8.0	100.0	
10.0	10	10.0	5.00	32.0	2	R216.42-10030-AI10G	☆	★	★	☆	☆	★	10.0	72.0	9.7
	10	19.0	5.00	19.0	2	R216.42-10030-AK19G	★	★	★	☆	☆	★	10.0	100.0	
12.0	12	12.0	6.00	36.0	2	R216.42-12030-AI12G	☆	★	★	☆	☆	★	12.0	83.0	11.4
	12	22.0	6.00	22.0	2	R216.42-12030-AK22G	★	★	★	☆	☆	★	12.0	100.0	
16.0	16	32.0	8.00	32.0	2	R216.42-16030-AK32G	★	★	★	☆	☆	★	16.0	125.0	

A192 A194 E9 E22 E14

Fresa de ranurar de metal duro enteriza y punta esférica CoroMill® Plura para perfilado

Para acero inoxidable y acero templado con una dureza ≤ 63HRc

FHA	30°
BSG	COROMANT
TCDC	h9
TCDCON	h6
PSIR	0°



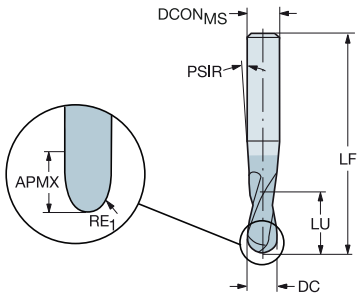

Versión métrica

DC	CZC$_{MS}$	APMX	RE$_1$	LU	ZEFP	Código de pedido	P 1610	P 1620	M 1620	K 1620	S 1620	H 1610	DCON$_{MS}$	LF	PSIR
1.0	6	1.0	0.50	1.0	2	R216.42-01030-AP10G	★	★	★	☆	☆	★	6.0	80.0	0°
2.0	6	2.0	1.00	2.0	2	R216.42-02030-AP20G	★	★	★	☆	☆	★	6.0	80.0	0°
3.0	6	3.0	1.50	3.0	2	R216.42-03030-AP03G	★	★	★	☆	☆	★	6.0	80.0	0°
4.0	8	4.0	2.00	4.0	2	R216.42-04030-AP04G	★	★	★	☆	☆	★	8.0	90.0	0°
5.0	8	5.0	2.50	5.0	2	R216.42-05030-AP05G	★	★	★	☆	☆	★	8.0	100.0	0°
6.0	10	6.0	3.00	6.0	2	R216.42-06030-AP06G	★	★	★	☆	☆	★	10.0	100.0	0°
8.0	12	8.0	4.00	8.0	2	R216.42-08030-AP08G	★	★	★	☆	☆	★	12.0	100.0	0°
10.0	14	10.0	5.00	10.0	2	R216.42-10030-AP10G	★	★	★	☆	☆	★	14.0	125.0	0°
12.0	16	12.0	6.00	12.0	2	R216.42-12030-AP12G	★	★	★	☆	☆	★	16.0	140.0	0°

FHA	30°
BSG	COROMANT
TCDC	h7
TCDCON	h6
PSIR	0°

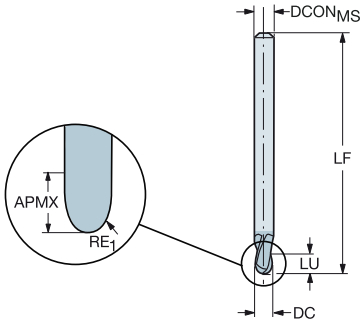

Versión métrica

DC	CZC$_{MS}$	APMX	RE$_1$	LU	ZEFP	Código de pedido	P P10	M P10	K P10	S P10	H P10	DCON$_{MS}$	LF
3.0	3	5.0	1.50	5.0	2	R216.42-03030-AQ05G	★	☆	☆	☆	★	3.0	100.0
4.0	4	6.0	2.00	6.0	2	R216.42-04030-AQ06G	★	☆	☆	☆	★	4.0	100.0
6.0	6	9.0	3.00	9.0	2	R216.42-06030-AQ09G	★	☆	☆	☆	★	6.0	125.0
8.0	8	12.0	4.00	12.0	2	R216.42-08030-AQ12G	★	☆	☆	☆	★	8.0	150.0
10.0	10	15.0	5.00	15.0	2	R216.42-10030-AQ15G	★	☆	☆	☆	★	10.0	150.0
12.0	12	18.0	6.00	18.0	2	R216.42-12030-AQ18G	★	☆	☆	☆	★	12.0	150.0

A192 A194 E9 E22 E14

SPA

Fresa de ranurar de metal duro enteriza y punta esférica CoroMill® Plura para perfilado

Para acero inoxidable y acero de dureza ≤ 48 HRc

FHA	40°
BSG	COROMANT
TCDCON	h6
PSIR	3°



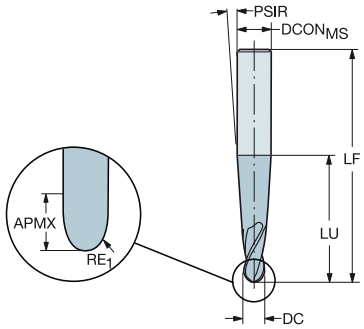

Versión métrica

DC	CZC_{MS}	APMX	RE_1	LU	ZEFP	Código de pedido	P 1620	P 1630	M 1620	M 1630	K 1620	K 1630	N 1620	N 1630	S 1620	S 1630	H 1620	H 1630	Dimensiones, mm $DCON_{MS}$	LF	PSIR
4.0	8	40.0	2.00	40.0	3	R216.53-04040RAL40G	☆		★		☆		☆		★		☆		8.0	80.0	3°
	8	10.0	2.00	10.0	2	R216.52-04040RAL10G		★		☆		★		☆		☆		☆	8.0	80.0	3°
6.0	10	12.0	3.00	12.0	2	R216.52-06040RAL12G		★		☆		★		☆		☆		☆	10.0	100.0	3°
	10	40.0	3.00	40.0	4	R216.54-06040RAL40G	☆		★		☆		☆		★		☆		10.0	100.0	3°
8.0	12	15.0	4.00	15.0	3	R216.53-08040RAL15G		★		☆		★		☆		☆		☆	12.0	100.0	3°
	12	40.0	4.00	40.0	4	R216.54-08040RAL40G	☆		★		☆		☆		★		☆		12.0	100.0	3°
10.0	14	40.0	5.00	40.0	4	R216.54-10040RAL40G	☆		★		☆		☆		★		☆		14.0	115.0	3°
12.0	16	42.0	6.00	42.0	4	R216.54-12040RAL42G	☆		★		☆		☆		★		☆		16.0	115.0	3°
16.0	20	45.0	8.00	45.0	4	R216.54-16040RAL45G	☆		★		☆		☆		★		☆		20.0	125.0	3°

A192 A194 E9 E22 E14

Fresa de ranurar de metal duro enteriza y punta esférica CoroMill® Plura para perfilado

Para acero templado con una dureza de 43≤ HRc ≤63



FHA 30°
BSG COROMANT
TCDCON h6
PSIR 0°

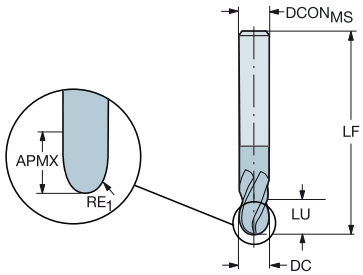

Versión métrica

DC	CZC$_{MS}$	APMX	RE$_1$	LU	ZEFP	Código de pedido	H 1700	DCON$_{MS}$	LF
3.0	6	4.5	1.50	10.0	2	R216.42-03030-AL04G	★	6.0	70.0
	6	4.5	1.50	5.0	2	R216.42-03030-AS04G	★	6.0	57.0
4.0	6	6.0	2.00	6.0	2	R216.42-04030-AC06G	★	6.0	70.0
	6	6.0	2.00	6.0	2	R216.42-04030-AS06G	★	6.0	57.0
5.0	6	7.5	2.50	8.0	2	R216.42-05030-AC07G	★	6.0	80.0
	6	7.5	2.50	8.0	2	R216.42-05030-AS07G	★	6.0	57.0
6.0	6	9.0	3.00	9.0	2	R216.42-06030-AC09G	★	6.0	90.0
	6	9.0	3.00	9.0	2	R216.42-06030-AS09G	★	6.0	57.0
8.0	8	12.0	4.00	12.0	2	R216.42-08030-AC12G	★	8.0	100.0
	8	12.0	4.00	12.0	2	R216.42-08030-AS12G	★	8.0	63.0
10.0	10	15.0	5.00	15.0	2	R216.42-10030-AC15G	★	10.0	100.0
	10	15.0	5.00	15.0	2	R216.42-10030-AS15G	★	10.0	72.0
12.0	12	18.0	6.00	18.0	2	R216.42-12030-AS18G	★	12.0	83.0

FHA 30°
BSG COROMANT
TCDC h9
TCDCON h6
PSIR 0°

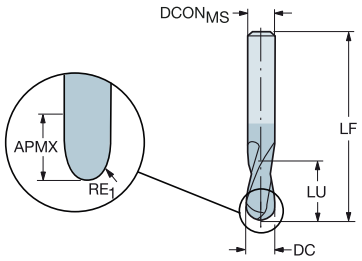

Versión métrica

DC	CZC$_{MS}$	APMX	RE$_1$	LU	ZEFP	Código de pedido	P 1610	H 1610	DCON$_{MS}$	LF
6.0	6	6.0	3.00	21.0	4	R216.44-06030-AI06G	☆	★	6.0	57.0
8.0	8	8.0	4.00	27.0	4	R216.44-08030-AI08G	☆	★	8.0	63.0
10.0	10	10.0	5.00	32.0	4	R216.44-10030-AI10G	☆	★	10.0	72.0
12.0	12	12.0	6.00	36.0	4	R216.44-12030-AI12G	☆	★	12.0	83.0
16.0	16	16.0	8.00	42.0	4	R216.44-16030-AI16G	☆	★	16.0	92.0

A192 A194 E9 E22 E14

SANDVIK Coromant

SPA

Fresa de ranurar de metal duro enteriza y punta esférica CoroMill® Plura para perfilado

Para acero templado con una dureza de 43≤ HRc ≤63

FHA	30°
BSG	COROMANT
TCDC	h9
TCDCON	h6
PSIR	0°

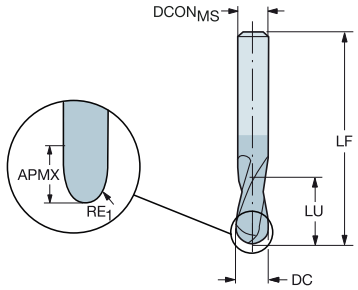

Versión métrica

DC	CZCMS	APMX	RE1	LU	ZEFP	Código de pedido	P 1610	H 1610	Dimensiones, mm DCONMS	LF
1.0	6	1.5	0.50	1.5	2	R216.42-01030-AC15G	☆	★	6.0	57.0
2.0	6	3.0	1.00	3.0	2	R216.42-02030-AC30G	☆	★	6.0	57.0
3.0	6	4.0	1.50	4.0	2	R216.42-03030-AC04G	☆	★	6.0	21.0
4.0	6	5.0	2.00	5.0	2	R216.42-04030-AC05G	☆	★	6.0	57.0
5.0	6	6.0	2.50	6.0	2	R216.42-05030-AC06G	☆	★	6.0	57.0
6.0	6	10.0	3.00	10.0	2	R216.42-06030-AC10G	☆	★	6.0	57.0
8.0	8	16.0	4.00	16.0	2	R216.42-08030-AC16G	☆	★	8.0	63.0
10.0	10	19.0	5.00	19.0	2	R216.42-10030-AC19G	☆	★	10.0	72.0
12.0	12	22.0	6.00	22.0	2	R216.42-12030-AC22G	☆	★	12.0	83.0

Versión en pulgadas

DC	CZCMS	APMX	RE1	LU	ZEFP	Código de pedido	P 1610	H 1610	Dimensiones, pulg. DCONMS	LF
.063	1/4	.125	.031	.125	2	RA216.42-0430-AK08G	☆	★	.250	3.000
.094	1/4	.188	.047	.188	2	RA216.42-0630-AK12G	☆	★	.250	3.000
.125	1/4	.250	.063	.250	2	RA216.42-0830-AK04G	☆	★	.250	3.000
.187	1/4	.375	.094	.375	2	RA216.42-1230-AK06G	☆	★	.250	3.000
.250	1/4	.500	.125	.500	2	RA216.42-1630-AK08G	☆	★	.250	3.000
.313	3/8	.625	.156	.625	2	RA216.42-2030-AK10G	☆	★	.375	3.500
.375	3/8	.750	.188	.750	2	RA216.42-2430-AK12G	☆	★	.375	3.500
.500	1/2	1.000	.250	1.000	2	RA216.42-3230-AK16G	☆	★	.500	4.000

A192 A194 E9 E22 E14

Fresa de ranurar de metal duro enteriza y punta esférica CoroMill® Plura para perfilado

Para acero templado con una dureza de 43≤ HRc ≤63

FHA	30°
BSG	COROMANT
TCDC	h7
TCDCON	h5
PSIR	0°

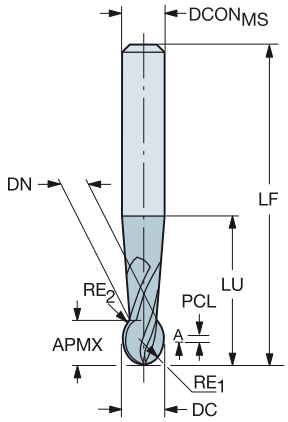

Versión métrica

DC	CZC_{MS}	APMX	RE_1	RE_2	LU	ZEFP	Código de pedido	P 1610	H 1610	$DCON_{MS}$	LF	PCL	DN
										Dimensiones, mm			
1.0	6	2.0	0.50		4.0	2	R216.62-01030-AO20G	☆	★	6.0	75.0	1.5	1.0
2.0	6	3.0	1.00	1.00	11.0	2	R216.62-02030-AO30G	☆	★	6.0	75.0	1.5	1.7
3.0	6	4.0	1.50	1.50	16.1	2	R216.62-03030-AO04G	☆	★	6.0	80.0	1.7	2.5
4.0	6	5.0	2.00	2.00	21.2	2	R216.62-04030-AO05G	☆	★	6.0	80.0	1.9	3.3
5.0	6	7.0	2.50	2.50	43.0	2	R216.62-05030-AO07G	☆	★	6.0	80.0	3.1	4.1
	6	7.0	2.50	2.50	43.0	4	R216.64-05030-AO07G	☆	★	6.0	80.0	3.1	4.1
6.0	6	7.0	3.00	3.00	30.0	2	R216.62-06030-AO07G	☆	★	6.0	100.0	2.1	4.7
	6	7.0	3.00	3.00	30.0	4	R216.64-06030-AO07G	☆	★	6.0	100.0	2.1	4.7
8.0	8	9.0	4.00	4.00	36.0	2	R216.62-08030-AO09G	☆	★	8.0	100.0	2.7	6.5
	8	9.0	4.00	4.00	36.0	4	R216.64-08030-AO09G	☆	★	8.0	100.0	2.7	6.5
10.0	10	11.0	5.00	5.00	43.0	2	R216.62-10030-AO11G	☆	★	10.0	100.0	3.1	8.2
	10	11.0	5.00	5.00	43.0	4	R216.64-10030-AO11G	☆	★	10.0	100.0	3.1	8.2
12.0	12	13.0	6.00	6.00	52.0	2	R216.62-12030-AO13G	☆	★	12.0	100.0	3.5	9.8
	12	13.0	6.00	6.00	52.0	4	R216.64-12030-AO13G	☆	★	12.0	100.0	3.5	9.8
16.0	16	15.0	8.00	8.00	61.0	2	R216.62-16030-AO15G	☆	★	16.0	150.0	2.6	13.4
	16	15.0	8.00	8.00	61.0	4	R216.64-16030-AO15G	☆	★	16.0	150.0	2.6	13.4

A192 A194 E9 E22 E14

SPA

Fresa de ranurar enteriza CoroMill® Plura para aplicaciones de recanteado

Cuándo utilizarla

Al conformar materiales con resina, entre los que se encuentran el plástico reforzado con fibra de carbono, el GRFP, la aramida y otros materiales de composites

Material ISO	O
Calidad	1630 O10A 012M 010M
Mango	Cilíndrico

Gama de productos

Para materiales de composites

Fresa de ranurar enteriza CoroMill® Plura para aplicaciones de recanteado

Para materiales de CFRP

FHA -4°
TCDCON h6

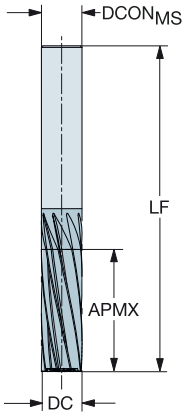

Versión métrica

DC	CZC_{MS}	APMX	ZEFP	Código de pedido	O10A	Dimensiones, mm $DCON_{MS}$	LF
4.0	4	12.0	5	2P051-0400-OA	★	4.0	40.0
6.0	6	18.0	7	2P051-0600-OA	★	6.0	60.0
8.0	8	20.0	9	2P051-0800-OA	★	8.0	70.0
10.0	10	30.0	9	2P051-1000-OA	★	10.0	80.0
12.0	12	31.8	11	2P051-1200-OA	★	12.0	82.5

Versión en pulgadas

DC	CZC_{MS}	APMX	ZEFP	Código de pedido	O10A	Dimensiones, pulg. $DCON_{MS}$	LF
.250	1/4	.752	7	2P051-0635-OA	★	.250	2.500
.313	5/16	.752	7	2P051-0794-OA	★	.313	2.500
.375	3/8	1.122	9	2P051-0953-OA	★	.375	3.000
.500	1/2	1.252	11	2P051-1270-OA	★	.500	3.248

A192 A194 E9 E22 E14

SPA

Fresa de ranurar enteriza CoroMill® Plura para aplicaciones de recanteado

Para materiales de CFRP

FHA 4°
TCDCON h6

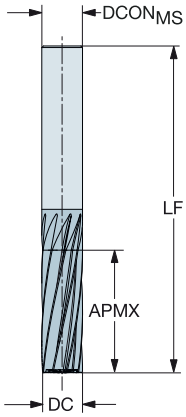

Versión métrica

DC	CZC_{MS}	APMX	ZEFP	Código de pedido	O10A	$DCON_{MS}$	LF
					0	Dimensiones, mm	
4.0	4	12.0	5	2P050-0400-OA	★	4.0	40.0
6.0	6	18.0	7	2P050-0600-OA	★	6.0	60.0
8.0	8	20.0	9	2P050-0800-OA	★	8.0	70.0
10.0	10	30.0	9	2P050-1000-OA	★	10.0	80.0
12.0	12	31.8	11	2P050-1200-OA	★	12.0	82.5

Versión en pulgadas

DC	CZC_{MS}	APMX	ZEFP	Código de pedido	O10A	$DCON_{MS}$	LF
					0	Dimensiones, pulg.	
.250	1/4	.752	7	2P050-0635-OA	★	.250	2.500
.313	5/16	.752	7	2P050-0794-OA	★	.313	2.500
.375	3/8	1.122	9	2P050-0953-OA	★	.375	3.000
.500	1/2	1.252	11	2P050-1270-OA	★	.500	3.248

A192 A194 E9 E22 E14

Fresa de ranurar enteriza CoroMill® Plura para aplicaciones de recanteado

Para materiales de CFRP

FHA	30°
BSG	COROMANT
TCDC	h10
TCDCON	h6

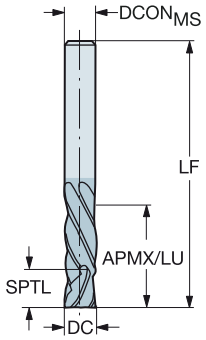

Versión métrica

DC	CZC_{MS}	APMX	LU	ZEFP	Código de pedido	0 / 1630	$DCON_{MS}$	LF	SPTL
						Dimensiones, mm			
6.0	6	26.0	26.0	6	2P460-0600-NA	★	6.0	76.0	6.0
8.0	8	26.0	26.0	6	2P460-0800-NA	★	8.0	76.0	8.0
10.0	10	30.0	30.0	6	2P460-1000-NA	★	10.0	76.0	10.0
12.0	12	38.0	38.0	6	2P460-1200-NA	★	12.0	100.0	12.0
16.0	16	38.0	38.0	6	2P460-1600-NA	★	16.0	100.0	16.0

Versión en pulgadas

DC	CZC_{MS}	APMX	LU	ZEFP	Código de pedido	0 / 1630	$DCON_{MS}$	LF	SPTL
						Dimensiones, pulg.			
.250	1/4	1.000	1.000	6	2P460-0635-NA	★	.250	3.000	.250
.313	5/16	1.000	1.000	6	2P460-0794-NA	★	.313	3.000	.313
.375	3/8	1.250	1.250	6	2P460-0952-NA	★	.375	3.000	.375
.500	1/2	1.500	1.500	6	2P460-1270-NA	★	.500	4.000	.500
.625	5/8	1.500	1.500	6	2P460-1588-NA	★	.625	4.000	.625

A192 A194 E9 E22 E14

Fresa de ranurar enteriza CoroMill® Plura para aplicaciones de recanteado

Para materiales de CFRP

FHA 40°
TCDCON h6

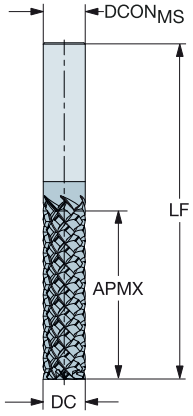

Versión métrica

DC	CZC_{MS}	APMX	ZEFP	Código de pedido	O12M	$DCON_{MS}$	LF
					O	Dimensiones, mm	
6.0	6	18.0	5	2P350-0600-OA	★	6.0	60.0
8.0	8	20.0	6	2P350-0800-OA	★	8.0	70.0
10.0	10	30.0	6	2P350-1000-OA	★	10.0	80.0
12.0	12	31.8	6	2P350-1200-OA	★	12.0	82.5

Versión en pulgadas

DC	CZC_{MS}	APMX	ZEFP	Código de pedido	O12M	$DCON_{MS}$	LF
					O	Dimensiones, pulg.	
.250	1/4	.750	5	2P350-0635-OA	★	.250	2.500
.313	5/16	.750	6	2P350-0794-OA	★	.313	2.500
.375	3/8	1.122	6	2P350-0953-OA	★	.375	3.000
.500	1/2	1.252	6	2P350-1270-OA	★	.500	3.248

A192 A194 E9 E22 E14

Fresa de ranurar enteriza CoroMill® Plura para aplicaciones de recanteado

Para materiales de CFRP

FHA 40°
TCDCON h6

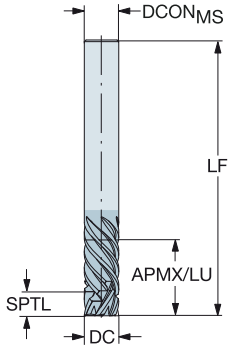

Versión métrica

DC	CZC_{MS}	APMX	ZEFP	Código de pedido	O 010M	Dimensiones, mm $DCON_{MS}$	LF	SPTL
6.0	6	18.0	6	2P460-0600-OA	★	6.0	60.0	5.0
8.0	8	20.0	6	2P460-0800-OA	★	8.0	70.0	5.0
10.0	10	30.0	6	2P460-1000-OA	★	10.0	80.0	5.0
12.0	12	31.8	6	2P460-1200-OA	★	12.0	82.5	10.0
16.0	16	38.1	6	2P460-1600-OA	★	16.0	100.0	10.0

Versión en pulgadas

DC	CZC_{MS}	APMX	ZEFP	Código de pedido	O 010M	Dimensiones, pulg. $DCON_{MS}$	LF	SPTL
.250	1/4	.752	6	2P460-0635-OA	★	.250	2.500	.197
.313	5/16	.752	6	2P460-0794-OA	★	.313	2.500	.197
.375	3/8	1.122	6	2P460-0953-OA	★	.375	3.000	.197
.500	1/2	1.252	6	2P460-1270-OA	★	.500	3.248	.394
.625	5/8	1.500	6	2P460-1588-OA	★	.625	4.000	.394

A192 A194 E9 E22 E14

Fresa de ranurar de metal duro enteriza CoroMill® Plura para fresado de roscas

Material ISO	P	M	K	N	S	H	O
Calidad	1610	1620	H07F				
Mango	Cilíndrico			Weldon			

Fresa de ranurar de metal duro enteriza CoroMill® Plura para fresado de roscas

Para múltiples materiales

Roscas interiores

FHA 10°
BSG COROMANT
TCDCON h6

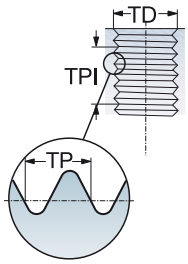

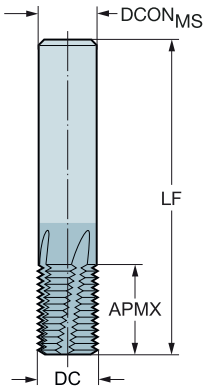

Métrica/Métrica fina, 60°

FTDZ	TP	DC	CZC_{MS}	APMX	CNSC	CXSC	ZEFP	Código de pedido	P 1630	M 1630	K 1630	N 1630	S 1630	H 1630	Dimensiones, mm $DCON_{MS}$	LF
M4X0.7	0.70	3.20	6.0	8.40	0	0	3	R217.13-032070AC08N	★	★	★	★	★	★	6.00	57.00
M5X0.8	0.80	4.10	6.0	11.20	0	0	3	R217.13-041080AC11N	★	★	★	★	★	★	6.00	57.00
M6X0,5	0.50	4.80	6.0	10.00	1	1	3	R217.13C048050AC10N	★	★	★	★	★	★	6.00	57.00
M8X0,75	0.75	6.00	6.0	12.00	1	1	3	R217.13C060075AC12N	★	★	★	★	★	★	6.00	57.00
M6X1.0	1.00	4.50	6.0	13.00	1	1	4	R217.14C045100AC13N	★	★	★	★	★	★	6.00	57.00
M8X1.25	1.25	6.00	6.0	17.50	1	1	4	R217.14C060125AK17N	★	★	★	★	★	★	6.00	65.00
M10X1.5	1.50	7.50	8.0	21.00	1	1	4	R217.14C075150AK21N	★	★	★	★	★	★	8.00	72.00
M10X1,0	1.00	8.00	8.0	16.00	1	1	4	R217.14C080100AC16N	★	★	★	★	★	★	8.00	63.00
M12X1.75	1.75	9.50	10.0	26.25	1	1	4	R217.14C095175AK26N	★	★	★	★	★	★	10.00	80.00
M14X2.0	2.00	10.00	10.0	30.00	1	1	5	R217.15C100200AK30N	★	★	★	★	★	★	10.00	83.00
M14X1,5	1.50	12.00	12.0	22.50	1	1	4	R217.14C120150AC22N	★	★	★	★	★	★	12.00	83.00
M16X2.0	2.00	12.00	12.0	34.00	1	1	5	R217.15C120200AK34N	★	★	★	★	★	★	12.00	92.00
M18X1,5	1.50	16.00	16.0	30.00	1	1	5	R217.15C160150AC30N	★	★	★	★	★	★	16.00	92.00
M20X2,5	2.50	16.00	16.0	42.50	1	1	5	R217.15C160250AK42N	★	★	★	★	★	★	16.00	105.00
M24X3,0	3.00	19.00	20.0	50.00	1	1	5	R217.15C190300AK50N	★	★	★	★	★	★	20.00	125.00

A193 A194 E9 E26 E28 E14

SANDVIK Coromant

SPA

Fresa de ranurar de metal duro enteriza CoroMill® Plura para fresado de roscas

Para múltiples materiales

Roscas interiores

FHA 10°
BSG COROMANT
TCDCON h6

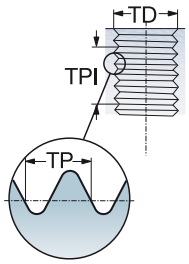

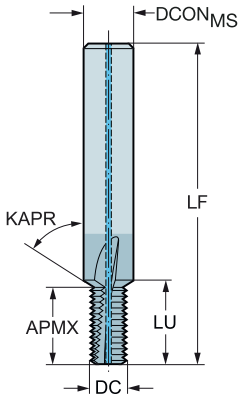

Métrica/Métrica fina, 60°

FTDZ	TP	DC	CZC_{MS}	APMX	LU	CNSC	CXSC	ZEFP	Código de pedido	P 1630	M 1630	K 1630	N 1630	S 1630	H 1630	Dimensiones, mm $DCON_{MS}$	LF
M3X0.5	0.50	2.30	6.0	5.00	6.00	0	0	3	R217.13-023050CC06K	★	★	★	★	★	★	6.00	57.0
M4X0.70	0.70	3.20	6.0	8.80	9.50	1	1	3	R217.13C032070CC08K	★	★	★	★	★	★	6.00	57.0
M5X0.80	0.80	4.10	6.0	10.72	11.67	1	1	3	R217.13C041080CC11K	★	★	★	★	★	★	6.00	57.0
M6X1.0	1.00	4.80	8.0	12.78	13.58	1	1	3	R217.13C048100CC13K	★	★	★	★	★	★	8.00	63.0
M8X1.25	1.25	6.50	10.0	17.35	18.24	1	1	3	R217.13C065125CC17K	★	★	★	★	★	★	10.00	72.0
M10X1.5	1.50	8.20	12.0	22.41	23.41	1	1	3	R217.13C082150CC21K	★	★	★	★	★	★	12.00	83.0
M12X1.75	1.75	9.90	14.0	26.00	27.00	1	1	4	R217.14C099175CC26K	★	★	★	★	★	★	14.00	83.0
M14X2.0	2.00	11.60	16.0	31.30	32.40	1	1	4	R217.14C116200CC30K	★	★	★	★	★	★	16.00	92.0
M16X2.0	2.00	13.60	18.0	33.30	34.40	1	1	4	R217.14C136200CC34K	★	★	★	★	★	★	18.00	92.0

A193 A194 E9 E26 E28 E14

Fresa de ranurar de metal duro enteriza CoroMill® Plura para fresado de roscas

Para múltiples materiales

Roscas interiores

FHA 10°
BSG COROMANT
TCDCON h6

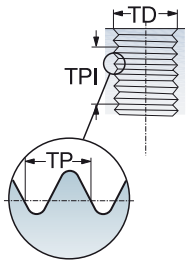

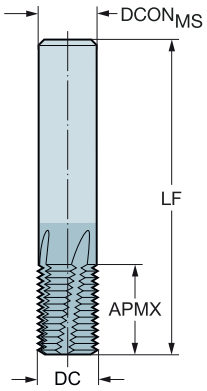

Métrica/Métrica fina, 60°

FTDZ	TP	DC	CZC_{MS}	APMX	ZEFP	Código de pedido	P 1630	M 1630	K 1630	N 1630	S 1630	H 1630	Dimensiones, mm $DCON_{MS}$	LF
MF6X0.5	0.50	4.80	6.0	10.00	3	R217.13-048050AC10N	★	★	★	★	★	★	6.00	57.00
MF8X0.75	0.75	6.00	6.0	12.00	3	R217.13-060075AC12N	★	★	★	★	★	★	6.00	57.00
MF8X1.0	1.00	6.00	6.0	12.00	3	R217.13-060100AC12N	★	★	★	★	★	★	6.00	57.00
MF10X1	1.00	8.00	8.0	16.00	4	R217.14-080100AC16N	★	★	★	★	★	★	8.00	63.00
MF12X1	1.00	10.00	10.0	20.00	4	R217.14-100100AC20N	★	★	★	★	★	★	10.00	72.00
MF12X1.5	1.50	10.00	10.0	21.00	4	R217.14-100150AC20N	★	★	★	★	★	★	10.00	72.00
MF14X1	1.00	12.00	12.0	22.00	4	R217.14-120100AC22N	★	★	★	★	★	★	12.00	83.00
MF14X1.5	1.50	12.00	12.0	22.50	4	R217.14-120150AC22N	★	★	★	★	★	★	12.00	83.00
MF16X1	1.00	14.00	14.0	26.00	5	R217.15-140100AC26N	★	★	★	★	★	★	14.00	83.00
MF16X1.5	1.50	14.00	14.0	27.00	5	R217.15-140150AC26N	★	★	★	★	★	★	14.00	83.00
MF20X2	2.00	16.00	16.0	30.00	5	R217.15-160200AC30N	★	★	★	★	★	★	16.00	92.00
M20X2,5	2.50	16.00	16.0	42.50	5	R217.15-160250AC42N	★	★	★	★	★	★	16.00	105.00
M24X3	3.00	19.00	20.0	50.00	5	R217.15-190300AC50N	★	★	★	★	★	★	20.00	125.00
MF24X2	2.00	20.00	20.0	36.00	5	R217.15-200200AC35N	★	★	★	★	★	★	20.00	104.00
MF28X2	2.00	25.00	25.0	46.00	6	R217.16-250200AC46N	★	★	★	★	★	★	25.00	121.00

A193 A194 E9 E26 E14

SANDVIK Coromant

SPA

Fresa de ranurar de metal duro enteriza CoroMill® Plura para fresado de roscas

Para múltiples materiales

Roscas interiores

FHA 15°
BSG COROMANT
TCDCON h6

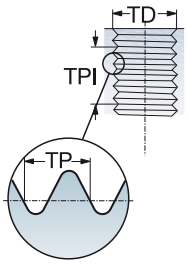

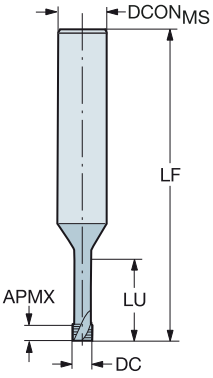

Métrica/Métrica fina, 60°

FTDZ	TP	DC	CZC_{MS}	APMX	LU	ZEFP	Código de pedido	P		M		K		N		S		H		O		Dimensiones, mm	
								1620	H07F	1620	H07F	1620	H07F	1620	H07F	1620	H07F	1620	H07F	1620	H07F	$DCON_{MS}$	LF
M 1.6	0.35	1.20	3.0	0.53	5.33	3	R217.13-012035AC05P	★	★	★	★	★	★	★	★	★	★	★	★	★	★	3.00	37.8
M 1.6	0.35	1.20	6.0	0.53	3.73	3	R217.13-012035AC03P	★		★		★		★		★		★		★		6.00	37.8
M 2	0.40	1.55	6.0	1.00	4.60	3	R217.13-015040AC04P	★		★		★		★		★		★		★		6.00	56.8
M 2	0.40	1.55	6.0	1.00	6.60	3	R217.13-015040AC06P	★	★	★	★	★	★	★	★	★	★	★	★	★	★	6.00	56.8
M 2.5	0.45	1.95	6.0	1.13	5.68	3	R217.13-019045AC05P	★		★		★		★		★		★		★		6.00	56.8
M 2.5	0.45	1.95	6.0	1.13	8.18	3	R217.13-019045AC07P	★	★	★	★	★	★	★	★	★	★	★	★	★	★	6.00	56.8
M 3	0.50	2.30	6.0	1.25	6.75	3	R217.13-023050AC06P	★		★		★		★		★		★		★		6.00	56.8
M 3	0.50	2.30	6.0	1.25	9.75	3	R217.13-023050AC09P	★	★	★	★	★	★	★	★	★	★	★	★	★	★	6.00	56.8
M 4	0.70	3.10	6.0	1.75	9.05	3	R217.13-031070AC08P	★		★		★		★		★		★		★		6.00	56.7
M 4	0.70	3.10	6.0	1.75	13.05	3	R217.13-031070AC12P	★	★	★	★	★	★	★	★	★	★	★	★	★	★	6.00	56.7
M 5	0.80	4.00	6.0	2.00	11.20	3	R217.13-040080AC10P	★		★		★		★		★		★		★		6.00	56.6
M 5	0.80	4.00	6.0	2.00	16.20	3	R217.13-040080AC15P	★	★	★	★	★	★	★	★	★	★	★	★	★	★	6.00	56.6
M 6	1.00	4.80	6.0	2.50	13.50	3	R217.13-048100AC12P	★		★		★		★		★		★		★		6.00	56.5
M 6	1.00	4.80	6.0	2.50	19.50	3	R217.13-048100AC18P	★	★	★	★	★	★	★	★	★	★	★	★	★	★	6.00	59.5
M 8	1.25	6.40	8.0	3.13	17.90	3	R217.13-064125AC16P	★		★		★		★		★		★		★		8.00	63.0
M 8	1.25	6.40	8.0	3.13	25.88	3	R217.13-064125AC24P	★	★	★	★	★	★	★	★	★	★	★	★	★	★	8.00	67.4
M 10	1.50	8.20	10.0	3.75	22.30	4	R217.14-082150AC20P	★		★		★		★		★		★		★		10.00	71.3
M 12	1.75	9.50	10.0	4.38	26.70	5	R217.15-095175AC24P	★		★		★		★		★		★		★		10.00	71.1

A193 A194 E9 E26 E14

Fresa de ranurar de metal duro enteriza CoroMill® Plura para fresado de roscas

Para aleaciones con base de níquel y acero templado

Roscas interiores

FHA 10°
BSG COROMANT
TCDCON h6

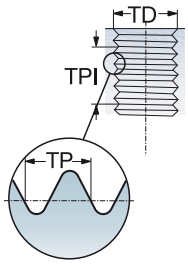

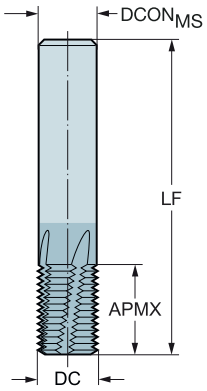

Métrica/Métrica fina, 60°

FTDZ	TP	DC	CZC_{MS}	APMX	ZEFP	Código de pedido	S 1620	H 1620	Dimensiones, mm $DCON_{MS}$	LF
M6X1.0	1.00	4.50	6.0	10.00	4	R217.14-045100AC10M	★	★	6.00	57.00
M8X1.25	1.25	6.00	6.0	12.50	5	R217.15-060125AC12M	★	★	6.00	57.00
M10X1.5	1.50	8.00	8.0	16.50	5	R217.15-080150AC16M	★	★	8.00	63.00
M12X1.75	1.75	9.00	10.0	19.25	5	R217.15-090175AC19M	★	★	10.00	72.00
MF12X1	1.00	10.00	10.0	20.00	5	R217.15-100100AC20M	★	★	10.00	72.00
M14X2.0	2.00	12.00	12.0	26.00	5	R217.15-120200AC26M	★	★	12.00	83.00
MF14X1.5	1.50	12.00	12.0	27.00	6	R217.16-120150AC27M	★	★	12.00	83.00

A193 A194 E9 E26 E14

SPA

Fresa de ranurar de metal duro enteriza CoroMill® Plura para fresado de roscas

Para aleaciones con base de níquel y acero templado

Roscas interiores

FHA 15°
BSG COROMANT
TCDCON h6

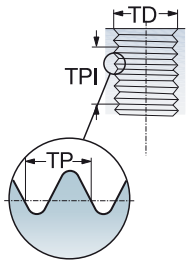

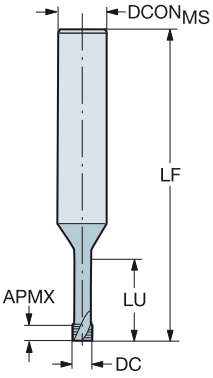

Métrica/Métrica fina, 60°

FTDZ	TP	DC	CZC_{MS}	APMX	LU	ZEFP	Código de pedido	S 1610	H 1610	Dimensiones, mm $DCON_{MS}$	LF
M 2	0.40	1.50	6.0	0.60	4.60	3	R217.13-015040AC04S	★	★	6.00	56.8
M 2.5	0.45	1.95	6.0	0.68	5.68	3	R217.13-019045AC05S	★	★	6.00	56.8
M 3	0.50	2.30	6.0	0.75	6.75	3	R217.13-023050AC06S	★	★	6.00	56.8
M 4	0.70	3.10	6.0	1.05	9.05	3	R217.13-031070AC08S	★	★	6.00	56.7
M 5	0.80	4.00	6.0	1.20	11.20	4	R217.14-040080AC10S	★	★	6.00	56.6
M 6	1.00	4.80	6.0	1.50	13.50	4	R217.14-048100AC12S	★	★	6.00	56.5

A193 A194 E9 E26 E14

Fresa de ranurar de metal duro enteriza CoroMill® Plura para fresado de roscas

Para múltiples materiales

Roscas interiores

FHA 27°
BSG COROMANT
TCDCON h6



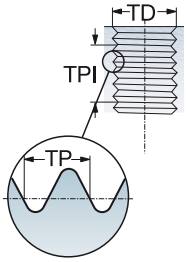

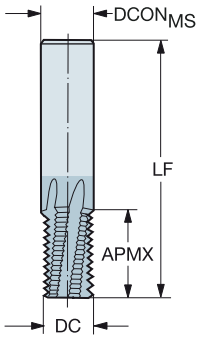

MJ 60°

FTDZ	TP	DC	CZC_{MS}	APMX	CNSC	CXSC	ZEFP	Código de pedido	P 1630	M 1630	K 1630	N 1630	S 1630	H 1630	Dimensiones, mm $DCON_{MS}$	LF
MJ4X0.7	0.70	3.00	6.0	6.30	0	0	3	R217.13-030070AC6H	★	★	★	★	★	★	6.00	54.00
MJ5X0.8	0.80	3.90	6.0	8.00	0	0	3	R217.13-039080AC8H	★	★	★	★	★	★	6.00	54.00
MJ6X1	1.00	4.80	6.0	9.00	0	0	3	R217.13-048100AC9H	★	★	★	★	★	★	6.00	54.00
MJ8X1.25	1.25	6.30	8.0	12.50	1	1	4	R217.14C063125AC12H	★	★	★	★	★	★	8.00	58.00
MJ10X1.5	1.50	7.50	8.0	15.00	1	1	4	R217.14C075150AC15H	★	★	★	★	★	★	8.00	58.00
MJ12X1.75	1.75	9.50	10.0	19.25	1	1	4	R217.14C095175AC19H	★	★	★	★	★	★	10.00	72.00

A193 A194 E9 E26 E28 E14

Fresa de ranurar de metal duro enteriza CoroMill® Plura para fresado de roscas

Para múltiples materiales

Roscas interiores

FHA 10°
BSG COROMANT
TCDCON h6

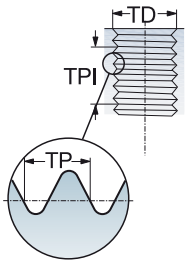

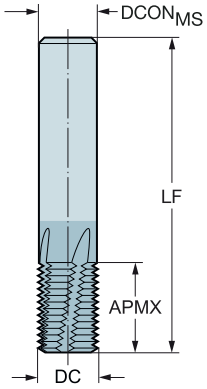

UN 60°

FTDZ	TPI	DC	CZC_{MS}	APMX	CNSC	CXSC	ZEFP	Código de pedido	P 1630	M 1630	K 1630	N 1630	S 1630	H 1630	Dimensiones, pulg. $DCON_{MS}$	LF
1/4-20 UNC	20.0	.189	6.0	.551	1	1	3	R217.33C048200AC13N	★	★	★	★	★	★	.236	2.244
5/16-18 UNC	18.0	.217	6.0	.556	1	1	3	R217.33C055180AC14N	★	★	★	★	★	★	.236	2.244
3/8-16 UNC	16.0	.295	8.0	.750	1	1	4	R217.34C075160AC19N	★	★	★	★	★	★	.315	2.480
7/16-14 UNC	14.0	.315	8.0	.785	1	1	4	R217.34C080140AC19N	★	★	★	★	★	★	.315	2.480
1/2-13 UNC	13.0	.394	10.0	.846	1	1	4	R217.34C100130AC21N	★	★	★	★	★	★	.394	2.835
9/16-12 UNC	12.0	.394	10.0	.833	1	1	4	R217.34C100120AC21N	★	★	★	★	★	★	.394	2.835
5/8-11 UNC	11.0	.472	12.0	1.000	1	1	4	R217.34C120110AC25N	★	★	★	★	★	★	.472	3.268
3/4-10 UNC	10.0	.551	14.0	1.300	1	1	5	R217.35C140100AC33N	★	★	★	★	★	★	.551	3.268

UNC/UNF, 60°

FTDZ	TPI	DC	CZC_{MS}	APMX	CNSC	CXSC	ZEFP	Código de pedido	P 1630	M 1630	K 1630	N 1630	S 1630	H 1630	Dimensiones, pulg. $DCON_{MS}$	LF
1/4-28 UNF	28.0	.189	6.0	.536	1	1	3	R217.33C048280AC13N	★	★	★	★	★	★	.236	2.244
5/16-24 UNF	24.0	.236	6.0	.541	1	1	3	R217.33C060240AC13N	★	★	★	★	★	★	.236	2.244
7/16-20 UNF	20.0	.315	8.0	.750	1	1	4	R217.34C080200AC19N	★	★	★	★	★	★	.315	2.480
9/16-18 UNF	18.0	.394	10.0	.889	1	1	4	R217.34C100180AC22N	★	★	★	★	★	★	.394	2.835
3/4-16 UNF	16.0	.551	14.0	1.250	1	1	5	R217.35C140160AC31N	★	★	★	★	★	★	.551	3.268

A193 A194 E9 E26 E28 E14

Fresa de ranurar de metal duro enteriza CoroMill® Plura para fresado de roscas

Para múltiples materiales

Roscas interiores

FHA 15°
BSG COROMANT
TCDCON h6

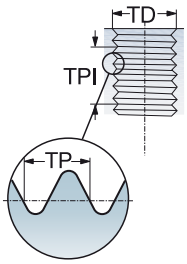

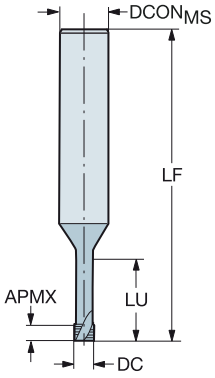

UNC/UNF, 60°

FTDZ	TPI	DC_1	DC_2	CZC_{MS}	APMX	LU	ZEFP	Código de pedido	P 1620	M 1620	K 1620	N 1620	S 1620	H 1620	O 1620	Dimensiones, pulg. $DCON_{MS}$	LF_1	LF_2
UNC # 1-64	64.0	.053	.027	6.0	.023	.244	3	R217.33-013640AC05P	★	★	★	★	★	★	★	.236	2.236	2.244
UNF #2-64	64.0	.067	.033	6.0	.016	.281	3	R217.33-017640AC06P	★	★	★	★	★	★	★	.236	2.236	2.244
UNC #2-56	56.0	.063	.027	6.0	.027	.285	3	R217.33-016560AC06P	★	★	★	★	★	★	★	.236	2.235	2.244
UNF #3-56	56.0	.077	.041	6.0	.009	.325	3	R217.33-019560AC07P	★	★	★	★	★	★	★	.236	2.235	2.244
UNC #3-48	48.0	.077	.038	6.0	.052	.329	3	R217.33-019480AC07P	★	★	★	★	★	★	★	.236	2.223	2.244
UNF #4-48	48.0	.083	.046	6.0	.031	.368	3	R217.33-021480AC08P	★	★	★	★	★	★	★	.236	2.223	2.244
UNC #4-40	40.0	.083	.041	6.0	.062	.374	3	R217.33-021400AC08P	★	★	★	★	★	★	★	.236	2.219	2.244
UNF #6-40	40.0	.108	.059	6.0	.037	.453	3	R217.33-027400AC10P	★	★	★	★	★	★	★	.236	2.230	2.244
UNC #6-32	32.0	.102	.051	6.0	.078	.463	3	R217.33-026320AC10P	★	★	★	★	★	★	★	.236	2.228	2.244
UNC #8-32	32.0	.128	.064	6.0	.078	.539	3	R217.33-032320AC12P	★	★	★	★	★	★	★	.236	2.228	2.244
UNF #10-32	32.0	.152	.076	6.0	.047	.618	3	R217.33-038320AC14P	★	★	★	★	★	★	★	.236	2.228	2.244
UNF 1/4	28.0	.207	.112	6.0	.054	.805	3	R217.33-052280AC19P	★	★	★	★	★	★	★	.236	2.226	2.244
UNC #10-24	24.0	.140	.070	6.0	.104	.634	3	R217.33-035240AC14P	★	★	★	★	★	★	★	.236	2.223	2.244
UNF 5/16	24.0	.258	.140	8.0	.062	1.000	3	R217.33-065240AC24P	★	★	★	★	★	★	★	.315	2.459	2.480
UNC 1/4	20.0	.191	.095	6.0	.125	.827	3	R217.33-048200AC19P	★	★	★	★	★	★	★	.236	2.219	2.244
UNC 5/16	18.0	.244	.122	8.0	.139	1.022	3	R217.33-062180AC24P	★	★	★	★	★	★	★	.315	2.453	2.480

A193 A194 E9 E26 E14

SPA

Fresa de ranurar de metal duro enteriza CoroMill® Plura para fresado de roscas

Para múltiples materiales

Roscas interiores

FHA 10°
TCDCON h6

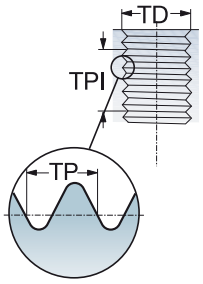

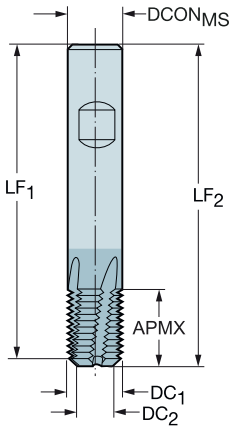

NPT 60°

TPI	DC_1	DC_2	CZC_{MS}	APMX	ZEFP	Código de pedido	P 1630	M 1630	K 1630	N 1630	S 1630	H 1630	Dimensiones, pulg. $DCON_{MS}$	LF_1	LF_2
27.0	.311	.150	8.0	.453	3	R217.53-079270AC11N	★	★	★	★	★	★	.315	2.243	2.283
18.0	.390	.189	10.0	.627	3	R217.53-099180AC15N	★	★	★	★	★	★	.394	2.548	2.598
14.0	.626	.313	16.0	.806	4	R217.54-159140AC20N	★	★	★	★	★	★	.630	3.150	3.228
11.5	.783	.386	20.0	1.068	5	R217.55-199115AC27N	★	★	★	★	★	★	.787	3.523	3.622

NPTF 60°

TPI	DC_1	DC_2	CZC_{MS}	APMX	ZEFP	Código de pedido	P 1630	M 1630	K 1630	N 1630	S 1630	H 1630	Dimensiones, pulg. $DCON_{MS}$	LF_1	LF_2
27.0	.311	.150	8.0	.453	3	R217.73-079270AC11N	★	★	★	★	★	★	.315	2.243	2.283
18.0	.390	.189	10.0	.627	3	R217.73-099180AC15N	★	★	★	★	★	★	.394	2.548	2.598
14.0	.626	.313	16.0	.806	4	R217.74-159140AC20N	★	★	★	★	★	★	.630	3.150	3.228
11.5	.783	.386	20.0	1.068	5	R217.75-199115AC27N	★	★	★	★	★	★	.787	3.523	3.622

A193 A194 E9 E26 E14

Fresa de ranurar de metal duro enteriza CoroMill® Plura para fresado de roscas

Para múltiples materiales

Interior y exterior

FHA 10°
BSG COROMANT
TCDCON h6



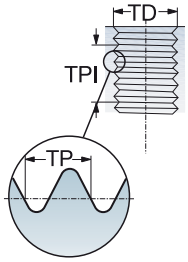

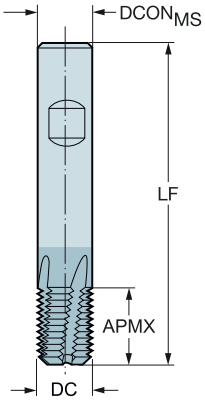

Rosca G

FTDZ	TPI	DC	CZC_{MS}	APMX	ZEFP	Código de pedido	P 1630	M 1630	K 1630	N 1630	S 1630	H 1630	Dimensiones, pulg. $DCON_{MS}$	LF
G1/8	28.0	.236	6.0	.606	3	R217.93-060280BC15N	★	★	★	★	★	★	.236	2.244
G1/4	19.0	.394	10.0	.787	4	R217.94-100190BC20N	★	★	★	★	★	★	.394	2.835
G3/8	19.0	.551	14.0	1.051	5	R217.95-140190BC26N	★	★	★	★	★	★	.551	3.268
G1/2 5/8	14.0	.630	16.0	1.213	5	R217.95-160140BC30N	★	★	★	★	★	★	.630	3.622
G5/8 3/4 7/8	14.0	.787	20.0	1.425	4	R217.95-200140BC35N	★	★	★	★	★	★	.787	4.094
G1"-3"	11.0	.984	25.0	1.817	5	R217.95-250110BC45N	★	★	★	★	★	★	.984	4.764

A193 A194 E9 E26 E14

SPA

Fresa de ranurar cerámica enteriza CoroMill® Plura para desbaste a alta velocidad

Cuándo utilizarla

Optimizada para escuadrado y planeado de aleaciones con base de níquel
Solución productiva y estable para aplicaciones de motores aeroespaciales

Material ISO	S
Calidad	CG6060
Mango	Cilíndrico

Gama de productos

Optimizada para fresado lateral y planeado en aleaciones con base de níquel

Fresa de ranurar cerámica enteriza CoroMill® Plura para desbaste a alta velocidad

Para aleaciones con base de níquel

FHA 35°
BSG COROMANT
TCDC h9
TCDCON h6

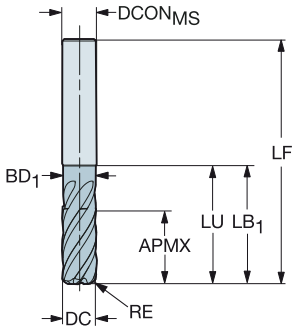

Versión métrica

DC	CZC$_{MS}$	APMX	RE	LU	ZEFP	Código de pedido	S 6060	DCON$_{MS}$	LF	BD$_1$	LB$_1$
10.0	10	7.5	2.00	15.0	6	2F210-1000-200-SC	★	10.0	60.0	9.5	15.0
12.0	12	9.0	2.00	18.0	6	2F210-1200-200-SC	★	12.0	65.0	11.4	18.0

FHA 38°
BSG COROMANT
TCDC h9
TCDCON h6

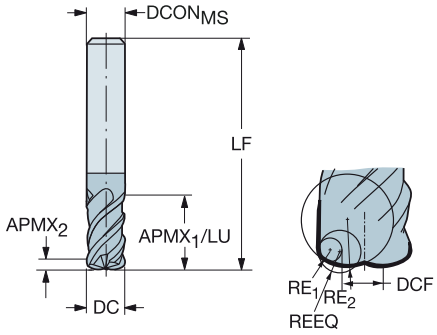

Versión métrica

DC	CZC$_{MS}$	APMX$_1$	APMX$_2$	RE$_1$	RE$_2$	LU	ZEFP	Código de pedido	S 6060	DCON	DCF	LF	REEQ
10.0	10	15.0	0.7	1.5	5.0	15.0	4	2H310-1000-150-SC	★	10.0	3.4	60.0	1.99
12.0	12	18.0	0.8	1.5	6.0	18.0	4	2H310-1200-150-SC	★	12.0	4.5	65.0	2.10

A186 E9

SPA

CoroMill® 316

Desbaste y acabado

Aplicación

- Fresado de ranuras
- Interpolación helicoidal
- Fresado en escuadra
- Fresado de perfiles
- Planeado de alto avance
- Fresado de chaflanes

O C



Área de aplicación ISO

P M K N S

www.sandvik.coromant.com/coromill316

Gama de productos

- Herramientas con capacidad de gran avance
- Geometría rompevirutas
- Herramientas con refrigerante interior
- Geometrías para desbaste y súper-acabado
- Amplia gama de adaptadores de máquina integrados y mangos

Acoplamiento EH

El acoplamiento Coromant EH (cabeza intercambiable) ofrece fiabilidad y precisión entre la cabeza y el mango. Es fácil de manejar y permite cambiar la cabeza en unos poco segundos.

La información para pedidos está en el catálogo de Herramientas rotativas.

Cabeza de metal duro enteriza CoroMill® 316 para fresado pesado

Cuándo utilizarla

Primera elección para desbaste en ISO P e ISO M

Material ISO	P K M S
Calidad	1730
Mango	Coromant EH



Cabeza de metal duro enteriza CoroMill® 316 para fresado pesado

Para acero inoxidable y acero de dureza ≤ 48 HRc

FHA	42°
BSG	COROMANT
TCDC	h10

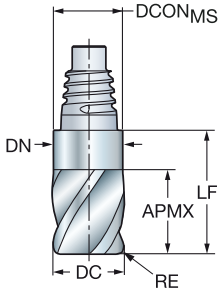

Versión métrica

DC	CZC_{MS}	APMX	RE	ZEFP	Código de pedido	P 1730	M 1730	K 1730	S 1730	$DCON_{MS}$	LF	DN
						Dimensiones, mm						
10.0	E10	12.0	0.50	4	316-10SL442-10005P	★	★	☆	☆	9.7	18.5	9.7
	E10	12.0	1.00	4	316-10SL442-10010P	★	★	☆	☆	9.7	18.5	9.7
	E10	12.0	1.50	4	316-10SL442-10015P	★	★	☆	☆	9.7	18.5	9.7
	E10	12.0	2.00	4	316-10SL442-10020P	★	★	☆	☆	9.7	18.5	9.7
	E10	12.0	3.00	4	316-10SL442-10030P	★	★	☆	☆	9.7	18.5	9.7
12.0	E12	14.4	0.50	4	316-12SL442-12005P	★	★	☆	☆	11.7	22.0	11.7
	E12	14.4	1.00	4	316-12SL442-12010P	★	★	☆	☆	11.7	22.0	11.7
	E12	14.4	1.50	4	316-12SL442-12015P	★	★	☆	☆	11.7	22.0	11.7
	E12	14.4	2.00	4	316-12SL442-12020P	★	★	☆	☆	11.7	22.0	11.7
	E12	14.4	3.00	4	316-12SL442-12030P	★	★	☆	☆	11.7	22.0	11.7
	E12	14.4	4.00	4	316-12SL442-12040P	★	★	☆	☆	11.7	22.0	11.7
16.0	E16	19.2	0.50	4	316-16SL442-16005P	★	★	☆	☆	15.5	29.1	15.5
	E16	19.2	1.00	4	316-16SL442-16010P	★	★	☆	☆	15.5	29.1	15.5
	E16	19.2	1.50	4	316-16SL442-16015P	★	★	☆	☆	15.5	29.1	15.5
	E16	19.2	2.00	4	316-16SL442-16020P	★	★	☆	☆	15.5	29.1	15.5
	E16	19.2	3.00	4	316-16SL442-16030P	★	★	☆	☆	15.5	29.1	15.5
	E16	19.2	4.00	4	316-16SL442-16040P	★	★	☆	☆	15.5	29.1	15.5
20.0	E20	24.0	0.50	4	316-20SL442-20005P	★	★	☆	☆	19.3	34.2	19.3
	E20	24.0	1.00	4	316-20SL442-20010P	★	★	☆	☆	19.3	34.2	19.3
	E20	24.0	2.00	4	316-20SL442-20020P	★	★	☆	☆	19.3	34.2	19.3
	E20	24.0	3.00	4	316-20SL442-20030P	★	★	☆	☆	19.3	34.2	19.3
	E20	24.0	4.00	4	316-20SL442-20040P	★	★	☆	☆	19.3	34.2	19.3
25.0	E25	30.0	0.50	4	316-25SL442-25005P	★	★	☆	☆	24.2	41.9	24.2
	E25	30.0	1.00	4	316-25SL442-25010P	★	★	☆	☆	24.2	41.9	24.2
	E25	30.0	1.50	4	316-25SL442-25015P	★	★	☆	☆	24.2	41.9	24.2
	E25	30.0	2.00	4	316-25SL442-25020P	★	★	☆	☆	24.2	41.9	24.2
	E25	30.0	3.00	4	316-25SL442-25030P	★	★	☆	☆	24.2	41.9	24.2
	E25	30.0	4.00	4	316-25SL442-25040P	★	★	☆	☆	24.2	41.9	24.2

A179 A194 E9 E25

Cabeza de metal duro enteriza CoroMill® 316 para fresado pesado

Para acero inoxidable y acero de dureza ≤ 48 HRc

FHA	42°
BSG	COROMANT
TCDC	h10

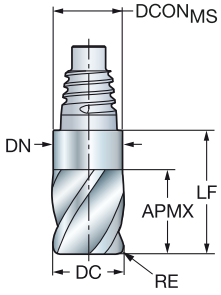

Versión en pulgadas

DC	CZC_{MS}	APMX	RE	ZEFP	Código de pedido	P 1730	M 1730	K 1730	S 1730	$DCON_{MS}$	LF	DN
						Dimensiones, pulg.						
.375	E10	.453	.015	4	A316-10SL442-03704P	★	★	☆	☆	.364	.713	.364
	E10	.453	.030	4	A316-10SL442-03708P	★	★	☆	☆	.364	.713	.364
	E10	.453	.060	4	A316-10SL442-03715P	★	★	☆	☆	.364	.713	.364
.500	E12	.602	.015	4	A316-12SL442-05004P	★	★	☆	☆	.484	.898	.484
	E12	.602	.030	4	A316-12SL442-05008P	★	★	☆	☆	.484	.898	.484
	E12	.602	.060	4	A316-12SL442-05015P	★	★	☆	☆	.484	.898	.484
	E12	.602	.090	4	A316-12SL442-05023P	★	★	☆	☆	.484	.898	.484
	E12	.602	.120	4	A316-12SL442-05031P	★	★	☆	☆	.484	.898	.484
.625	E16	.752	.015	4	A316-16SL442-06204P	★	★	☆	☆	.610	1.146	.610
	E16	.752	.030	4	A316-16SL442-06208P	★	★	☆	☆	.610	1.146	.610
	E16	.752	.060	4	A316-16SL442-06215P	★	★	☆	☆	.610	1.146	.610
	E16	.752	.090	4	A316-16SL442-06223P	★	★	☆	☆	.610	1.146	.610
	E16	.752	.120	4	A316-16SL442-06231P	★	★	☆	☆	.610	1.146	.610
.750	E20	.902	.015	4	A316-20SL442-07504P	★	★	☆	☆	.728	1.291	.728
	E20	.902	.030	4	A316-20SL442-07508P	★	★	☆	☆	.728	1.291	.728
	E20	.902	.060	4	A316-20SL442-07515P	★	★	☆	☆	.728	1.291	.728
	E20	.902	.090	4	A316-20SL442-07523P	★	★	☆	☆	.728	1.291	.728
	E20	.902	.120	4	A316-20SL442-07531P	★	★	☆	☆	.728	1.291	.728
	E20	.902	.190	4	A316-20SL442-07548P	★	★	☆	☆	.728	1.291	.728
	E20	.902	.250	4	A316-20SL442-07563P	★	★	☆	☆	.728	1.291	.728
1.000	E25	1.201	.060	4	A316-25SL442-10015P	★	★	☆	☆	.965	1.665	.965
	E25	1.201	.120	4	A316-25SL442-10031P	★	★	☆	☆	.965	1.665	.965
	E25	1.201	.190	4	A316-25SL442-10048P	★	★	☆	☆	.965	1.665	.965
	E25	1.201	.250	4	A316-25SL442-10063P	★	★	☆	☆	.965	1.665	.965

A179 A194 E9 E25

SANDVIK Coromant

SPA

Cabeza de metal duro enteriza CoroMill® 316 para fresado pesado

Para acero inoxidable y acero de dureza ≤ 48 HRc

FHA	42°
BSG	COROMANT
TCDC	h10

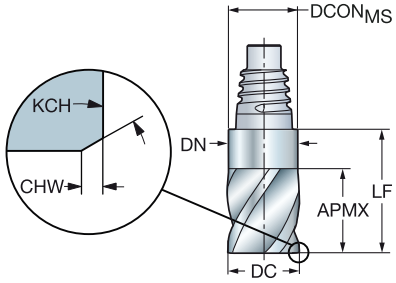

Versión métrica

DC	CZC_{MS}	APMX	CHW	KCH	ZEFP	Código de pedido	P 1730	M 1730	K 1730	S 1730	Dimensiones, mm $DCON_{MS}$	LF	DN
10.0	E10	12.0	0.15	45°	4	**316-10SL442-10000P**	★	★	☆	☆	9.7	18.5	9.7
12.0	E12	14.4	0.15	45°	4	**316-12SL442-12000P**	★	★	☆	☆	11.7	22.0	11.7
16.0	E16	19.2	0.25	45°	4	**316-16SL442-16000P**	★	★	☆	☆	15.5	29.1	15.5
20.0	E20	24.0	0.25	45°	4	**316-20SL442-20000P**	★	★	☆	☆	19.3	34.2	19.3
25.0	E25	30.0	0.25	45°	4	**316-25SL442-25000P**	★	★	☆	☆	24.2	41.9	24.2

A179 A194 E9 E25

Cabeza de metal duro integral CoroMill® 316 para fresado estable en múltiples operaciones

Cuándo utilizarla

Cuando necesite un buen rendimiento de desbaste en múltiples aplicaciones y materiales diferentes

Primera elección para aplicaciones de fresado general

Material ISO	P K M S
Calidad	1730
Mango	Coromant EH

Gama de productos

Paso diferencial que reduce la vibración



Cabeza de metal duro integral CoroMill® 316 para fresado estable en múltiples operaciones

Para múltiples materiales de dureza ≤ 48 HRc

FHA	50°
BSG	COROMANT
TCDC	h9

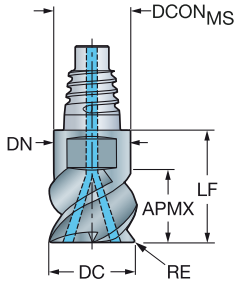

Versión métrica

DC	CZC_{MS}	APMX	RE	CNSC	CXSC	ZEFP	Código de pedido	P 1730	M 1730	K 1730	S 1730	Dimensiones, mm $DCON_{MS}$	LF	DN
10.0	E10	6.0	0.50	1	2	4	316-10SM450C10005P	★	★	☆	☆	9.7	12.4	9.7
	E10	6.0	1.00	1	2	4	316-10SM450C10010P	★	★	☆	☆	9.7	12.4	9.7
	E10	6.0	1.50	1	2	4	316-10SM450C10015P	★	★	☆	☆	9.7	12.4	9.7
	E10	6.0	2.00	1	2	4	316-10SM450C10020P	★	★	☆	☆	9.7	12.4	9.7
	E10	6.0	3.00	1	2	4	316-10SM450C10030P	★	★	☆	☆	9.7	12.4	9.7
12.0	E12	7.5	0.50	1	2	4	316-12SM450C12005P	★	★	☆	☆	11.7	14.5	11.7
	E12	7.5	1.00	1	2	4	316-12SM450C12010P	★	★	☆	☆	11.7	14.5	11.7
	E12	7.5	2.00	1	2	4	316-12SM450C12020P	★	★	☆	☆	11.7	14.5	11.7
	E12	7.5	3.00	1	2	4	316-12SM450C12030P	★	★	☆	☆	11.7	14.5	11.7
	E12	7.5	4.00	1	2	4	316-12SM450C12040P	★	★	☆	☆	11.7	14.5	11.7
16.0	E16	10.0	0.50	1	3	4	316-16SM450C16005P	★	★	☆	☆	15.5	18.7	15.5
	E16	10.0	1.00	1	2	4	316-16SM450C16010P	★	★	☆	☆	15.5	18.7	15.5
	E16	10.0	1.50	1	2	4	316-16SM450C16015P	★	★	☆	☆	15.5	18.7	15.5
	E16	10.0	2.00	1	2	4	316-16SM450C16020P	★	★	☆	☆	15.5	18.7	15.5
	E16	10.0	3.00	1	2	4	316-16SM450C16030P	★	★	☆	☆	15.5	18.7	15.5
	E16	10.0	4.00	1	2	4	316-16SM450C16040P	★	★	☆	☆	15.5	18.7	15.5
20.0	E20	12.0	0.50	1	3	4	316-20SM450C20005P	★	★	☆	☆	19.3	21.3	19.3
	E20	12.0	1.00	1	2	4	316-20SM450C20010P	★	★	☆	☆	19.3	21.3	19.3
	E20	12.0	1.50	1	2	4	316-20SM450C20015P	★	★	☆	☆	19.3	21.3	19.3
	E20	12.0	2.00	1	2	4	316-20SM450C20020P	★	★	☆	☆	19.3	21.3	19.3
	E20	12.0	3.00	1	2	4	316-20SM450C20030P	★	★	☆	☆	19.3	21.3	19.3
	E20	12.0	4.00	1	2	4	316-20SM450C20040P	★	★	☆	☆	19.3	21.3	19.3
25.0	E25	15.0	1.00	1	2	5	316-25SM550C25010P	★	★	☆	☆	24.2	25.6	24.2
	E25	15.0	1.50	1	2	5	316-25SM550C25015P	★	★	☆	☆	24.2	25.6	24.2
	E25	15.0	2.00	1	2	5	316-25SM550C25020P	★	★	☆	☆	24.2	25.6	24.2

Versión en pulgadas

DC	CZC_{MS}	APMX	RE	CNSC	CXSC	ZEFP	Código de pedido	P 1730	M 1730	K 1730	S 1730	Dimensiones, pulg. $DCON_{MS}$	LF	DN
.375	E10	.236	.015	1	3	4	A316-10SM450C03704P	★	★	☆	☆	.364	.488	.364
	E10	.236	.031	1	3	4	A316-10SM450C03708P	★	★	☆	☆	.364	.488	.364
.500	E12	.315	.015	1	3	4	A316-12SM450C05004P	★	★	☆	☆	.484	.571	.484
	E12	.315	.031	1	3	4	A316-12SM450C05008P	★	★	☆	☆	.484	.571	.484
	E12	.315	.062	1	3	4	A316-12SM450C05015P	★	★	☆	☆	.484	.571	.484
.625	E16	.394	.031	1	3	4	A316-16SM450C06208P	★	★	☆	☆	.610	.736	.610
	E16	.394	.062	1	3	4	A316-16SM450C06215P	★	★	☆	☆	.610	.736	.610
.750	E20	.453	.031	1	3	4	A316-20SM450C07508P	★	★	☆	☆	.728	.839	.728
	E20	.453	.062	1	3	4	A316-20SM450C07515P	★	★	☆	☆	.728	.839	.728
	E20	.453	.125	1	3	4	A316-20SM450C07532P	★	★	☆	☆	.728	.839	.728
	E20	.453	.250	1	3	4	A316-20SM450C07563P	★	★	☆	☆	.728	.839	.728
1.000	E25	.610	.125	1	3	5	A316-25SM550C10032P	★	★	☆	☆	.965	1.008	.965
	E25	.610	.188	1	3	5	A316-25SM550C10047P	★	★	☆	☆	.965	1.008	.965
	E25	.610	.250	1	3	5	A316-25SM550C10063P	★	★	☆	☆	.965	1.008	.965

A184 A194 E9 E25 E28

Cabeza de metal duro integral CoroMill® 316 para fresado estable en múltiples operaciones

Para múltiples materiales de dureza ≤ 48 HRc

FHA	50°
BSG	COROMANT
TCDC	h9

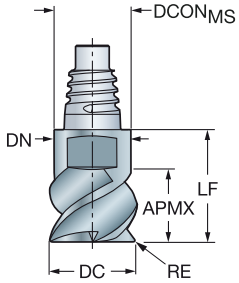

Versión métrica

DC	CZC_{MS}	APMX	RE	ZEFP	Código de pedido	P 1730	M 1730	K 1730	S 1730	Dimensiones, mm $DCON_{MS}$	LF	DN
10.0	E10	5.5	0.50	3	316-10SM350-10005P	★	★	☆	☆	9.7	12.4	9.7
	E10	5.5	0.50	4	316-10SM450-10005P	★	★	☆	☆	9.7	12.4	9.7
	E10	5.5	1.00	3	316-10SM350-10010P	★	★	☆	☆	9.7	12.4	9.7
	E10	5.5	1.00	4	316-10SM450-10010P	★	★	☆	☆	9.7	12.4	9.7
	E10	5.5	1.50	4	316-10SM450-10015P	★	★	☆	☆	9.7	12.4	9.7
	E10	5.5	2.00	4	316-10SM450-10020P	★	★	☆	☆	9.7	12.4	9.7
	E10	5.5	3.00	4	316-10SM450-10030P	★	★	☆	☆	9.7	12.4	9.7
12.0	E12	6.5	0.50	4	316-12SM450-12005P	★	★	☆	☆	11.7	14.5	11.7
	E12	6.5	0.50	3	316-12SM350-12005P	★	★	☆	☆	11.7	14.5	11.7
	E12	6.5	1.00	3	316-12SM350-12010P	★	★	☆	☆	11.7	14.5	11.7
	E12	6.5	1.00	4	316-12SM450-12010P	★	★	☆	☆	11.7	14.5	11.7
	E12	6.5	1.50	4	316-12SM450-12015P	★	★	☆	☆	11.7	14.5	11.7
	E12	6.5	2.00	4	316-12SM450-12020P	★	★	☆	☆	11.7	14.5	11.7
	E12	6.5	3.00	4	316-12SM450-12030P	★	★	☆	☆	11.7	14.5	11.7
	E12	6.5	4.00	4	316-12SM450-12040P	★	★	☆	☆	11.7	14.5	11.7
16.0	E16	8.5	0.50	4	316-16SM450-16005P	★	★	☆	☆	15.5	18.7	15.5
	E16	8.5	0.50	3	316-16SM350-16005P	★	★	☆	☆	15.5	18.7	15.5
	E16	8.5	1.00	4	316-16SM450-16010P	★	★	☆	☆	15.5	18.7	15.5
	E16	8.5	1.00	3	316-16SM350-16010P	★	★	☆	☆	15.5	18.7	15.5
	E16	8.5	1.50	4	316-16SM450-16015P	★	★	☆	☆	15.5	18.7	15.5
	E16	8.5	2.00	4	316-16SM450-16020P	★	★	☆	☆	15.5	18.7	15.5
	E16	8.5	3.00	4	316-16SM450-16030P	★	★	☆	☆	15.5	18.7	15.5
	E16	8.5	4.00	4	316-16SM450-16040P	★	★	☆	☆	15.5	18.7	15.5
20.0	E20	11.0	0.50	4	316-20SM450-20005P	★	★	☆	☆	19.3	21.3	19.3
	E20	11.0	0.50	3	316-20SM350-20005P	★	★	☆	☆	19.3	21.3	19.3
	E20	11.0	1.00	4	316-20SM450-20010P	★	★	☆	☆	19.3	21.3	19.3
	E20	11.0	1.00	3	316-20SM350-20010P	★	★	☆	☆	19.3	21.3	19.3
	E20	11.0	1.50	4	316-20SM450-20015P	★	★	☆	☆	19.3	21.3	19.3
	E20	11.0	2.00	4	316-20SM450-20020P	★	★	☆	☆	19.3	21.3	19.3
	E20	11.0	3.00	4	316-20SM450-20030P	★	★	☆	☆	19.3	21.3	19.3
	E20	11.0	4.00	4	316-20SM450-20040P	★	★	☆	☆	19.3	21.3	19.3
25.0	E25	13.5	1.00	5	316-25SM550-25010P	★	★	☆	☆	24.2	25.6	24.2
	E25	13.5	1.50	5	316-25SM550-25015P	★	★	☆	☆	24.2	25.6	24.2
	E25	13.5	2.00	5	316-25SM550-25020P	★	★	☆	☆	24.2	25.6	24.2

A184 A194 E9 E25

SANDVIK Coromant

Cabeza de metal duro integral CoroMill® 316 para fresado estable en múltiples operaciones

Para múltiples materiales de dureza ≤ 48 HRc

FHA	50°
BSG	COROMANT
TCDC	h9

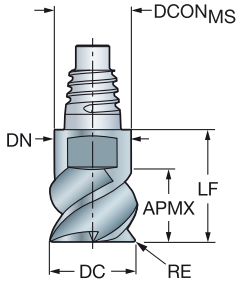

Versión en pulgadas

DC	CZC_{MS}	APMX	RE	ZEFP	Código de pedido	P 1730	M 1730	K 1730	S 1730	$DCON_{MS}$	LF	DN
						Dimensiones, pulg.						
.375	E10	.209	.015	4	A316-10SM450-03704P	★	★	☆	☆	.364	.488	.364
	E10	.209	.015	3	A316-10SM350-03704P	★	★	☆	☆	.364	.488	.364
	E10	.209	.031	4	A316-10SM450-03708P	★	★	☆	☆	.364	.488	.364
	E10	.209	.031	3	A316-10SM350-03708P	★	★	☆	☆	.364	.488	.364
	E10	.209	.062	4	A316-10SM450-03715P	★	★	☆	☆	.364	.488	.364
	E10	.209	.062	3	A316-10SM350-03715P	★	★	☆	☆	.364	.488	.364
.500	E12	.276	.015	4	A316-12SM450-05004P	★	★	☆	☆	.484	.575	.484
	E12	.276	.015	3	A316-12SM350-05004P	★	★	☆	☆	.484	.575	.484
	E12	.276	.031	4	A316-12SM450-05008P	★	★	☆	☆	.484	.575	.484
	E12	.276	.031	3	A316-12SM350-05008P	★	★	☆	☆	.484	.575	.484
	E12	.276	.062	3	A316-12SM350-05015P	★	★	☆	☆	.484	.575	.484
.625	E16	.335	.015	3	A316-16SM350-06204P	★	★	☆	☆	.610	.736	.610
	E16	.335	.031	4	A316-16SM450-06208P	★	★	☆	☆	.610	.736	.610
.750	E20	.413	.031	4	A316-20SM450-07508P	★	★	☆	☆	.728	.839	.728
	E20	.413	.031	3	A316-20SM350-07508P	★	★	☆	☆	.728	.839	.728
	E20	.413	.125	4	A316-20SM450-07532P	★	★	☆	☆	.728	.839	.728
	E20	.413	.250	4	A316-20SM450-07563P	★	★	☆	☆	.728	.839	.728
1.000	E25	.551	.062	5	A316-25SM550-10015P	★	★	☆	☆	.965	1.008	.965
	E25	.551	.125	5	A316-25SM550-10032P	★	★	☆	☆	.965	1.008	.965
	E25	.551	.188	5	A316-25SM550-10047P	★	★	☆	☆	.965	1.008	.965
	E25	.551	.250	5	A316-25SM550-10063P	★	★	☆	☆	.965	1.008	.965

A184 A194 E9 E25

Cabeza de metal duro enteriza CoroMill® 316 para fresado lateral con alto avance

Cuándo utilizarla

Primera elección para fresado lateral de alto avance en aleaciones de titanio
Excelente en condiciones intermedias (ae hasta 10 % Dc) en las que se requiere una buena calidad superficial

Material ISO	**S**
Calidad	1745
Mango	Coromant EH

Gama de productos

Calidad específica para aleaciones de titanio

Cabeza de metal duro enteriza CoroMill® 316 para fresado lateral con alto avance

Para aleaciones de titanio

FHA	42°
BSG	COROMANT
TCDC	h10

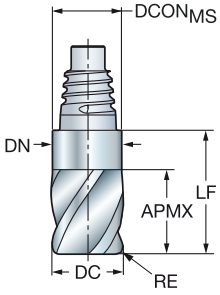

Versión métrica

DC	CZC_{MS}	APMX	RE	ZEFP	Código de pedido	S 1745	Dimensiones, mm $DCON_{MS}$	LF	DN
10.0	E10	15.0	0.50	6	316-10FL642-10005L	★	9.7	23.3	9.7
	E10	15.0	1.00	6	316-10FL642-10010L	★	9.7	23.3	9.7
	E10	15.0	2.00	6	316-10FL642-10020L	★	9.7	23.3	9.7
12.0	E12	18.0	0.50	6	316-12FL642-12005L	★	11.7	27.4	11.7
	E12	18.0	1.00	6	316-12FL642-12010L	★	11.7	27.4	11.7
	E12	18.0	2.00	6	316-12FL642-12020L	★	11.7	27.4	11.7
	E12	18.0	3.00	6	316-12FL642-12030L	★	11.7	27.4	11.7
16.0	E16	24.0	0.50	6	316-16FL642-16005L	★	15.5	35.6	15.5
	E16	24.0	1.00	6	316-16FL642-16010L	★	15.5	35.6	15.5
	E16	24.0	2.00	6	316-16FL642-16020L	★	15.5	35.6	15.5
	E16	24.0	3.00	6	316-16FL642-16030L	★	15.5	35.6	15.5
	E16	24.0	4.00	6	316-16FL642-16040L	★	15.5	35.6	15.5
20.0	E20	30.0	1.00	6	316-20FL642-20010L	★	19.3	41.7	19.3
	E20	30.0	2.00	6	316-20FL642-20020L	★	19.3	41.7	19.3
	E20	30.0	3.00	6	316-20FL642-20030L	★	19.3	41.7	19.3
	E20	30.0	4.00	6	316-20FL642-20040L	★	19.3	41.7	19.3
25.0	E25	37.5	1.00	6	316-25FL642-25010L	★	24.2	51.0	24.2
	E25	37.5	2.00	6	316-25FL642-25020L	★	24.2	51.0	24.2
	E25	37.5	3.00	6	316-25FL642-25030L	★	24.2	51.0	24.2

Versión en pulgadas

DC	CZC_{MS}	APMX	RE	ZEFP	Código de pedido	S 1745	Dimensiones, pulg. $DCON_{MS}$	LF	DN
.375	E10	.563	.030	6	A316-10FL642-03708L	★	.364	.890	.362
	E10	.563	.060	6	A316-10FL642-03715L	★	.364	.890	.362
.500	E12	.750	.030	6	A316-12FL642-05008L	★	.484	1.122	.500
	E12	.750	.060	6	A316-12FL642-05015L	★	.484	1.122	.500
	E12	.750	.090	6	A316-12FL642-05023L	★	.484	1.122	.500
	E12	.750	.120	6	A316-12FL642-05031L	★	.484	1.122	.500
.625	E16	.937	.030	6	A316-16FL642-06208L	★	.610	1.402	.610
	E16	.937	.060	6	A316-16FL642-06215L	★	.610	1.402	.610
	E16	.937	.090	6	A316-16FL642-06223L	★	.610	1.402	.610
	E16	.937	.120	6	A316-16FL642-06231L	★	.610	1.402	.610
.750	E20	1.125	.030	6	A316-20FL642-07508L	★	.728	1.587	.728
	E20	1.125	.060	6	A316-20FL642-07515L	★	.728	1.587	.728
	E20	1.125	.090	6	A316-20FL642-07523L	★	.728	1.587	.728
	E20	1.125	.120	6	A316-20FL642-07531L	★	.728	1.587	.728
1.000	E25	1.500	.030	6	A316-25FL642-10008L	★	.965	2.032	.965
	E25	1.500	.060	6	A316-25FL642-10015L	★	.965	2.032	.965
	E25	1.500	.090	6	A316-25FL642-10023L	★	.965	2.032	.965
	E25	1.500	.120	6	A316-25FL642-10031L	★	.965	2.032	.965

A181

E9

Cabeza enteriza de metal duro CoroMill® 316 para planeado de gran avance

Gama de productos

Planeado de alto avance
Desbaste de alto avance de formas 3D

Material ISO	P M K S
Calidad	1730
Mango	Coromant EH

Cuándo utilizarla

Para múltiples materiales de dureza ≤ 48 HRc

SPA

Cabeza de metal duro enteriza CoroMill® 316 para planeado de alto avance

Para múltiples materiales de dureza ≤ 48 HRc

BSG
TCDC

COROMANT
h9

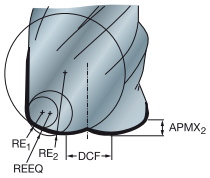

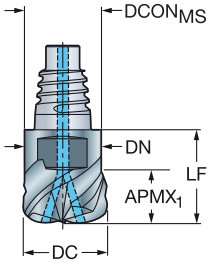

Versión métrica

DC	CZC_{MS}	$APMX_1$	$APMX_2$	RE_1	RE_2	CNSC	CXSC	ZEFP	FHA	Código de pedido	P 1730	M 1730	K 1730	S 1730	$DCON_{MS}$	DCF	LF	DN	REEQ
															Dimensiones, mm				
10.0	E10	6.0	0.7	1.5	5.0	1	2	4	50°	316-10HM450C10015P	★	★	☆	☆	9.7	3.4	12.4	9.7	1.99
12.0	E12	7.5	0.8	1.5	6.0	1	2	4	50°	316-12HM450C12015P	★	★	☆	☆	11.7	4.5	14.5	11.7	2.10
16.0	E16	10.0	1.0	2.0	8.0	1	2	4	50°	316-16HM450C16020P	★	★	☆	☆	15.5	6.2	18.7	15.5	2.75
20.0	E20	12.0	1.3	2.0	10.0	1	2	4	50°	316-20HM450C20020P	★	★	☆	☆	19.3	8.0	21.3	19.3	3.07
25.0	E25	13.0	1.6	3.0	12.0	1	3	5	50°	316-25HM550C25030P	★	★	☆	☆	24.2	10.0	25.6	24.2	4.21

Versión en pulgadas

DC	CZC_{MS}	$APMX_1$	$APMX_2$	RE_1	RE_2	CNSC	CXSC	ZEFP	FHA	Código de pedido	P 1730	M 1730	K 1730	S 1730	$DCON_{MS}$	DCF	LF	DN	REEQ
															Dimensiones, pulg.				
.375	E10	.236	.024	.060	.181	1	3	4	50°	A316-10HM450C03715P	★	★	☆	☆	.364	.134	.488	.364	.076
.500	E12	.315	.033	.060	.236	1	3	4	50°	A316-12HM450C05015P	★	★	☆	☆	.484	.197	.571	.484	.086
.625	E16	.394	.039	.080	.315	1	3	4	50°	A316-16HM450C06220P	★	★	☆	☆	.610	.236	.736	.610	.110
.750	E20	.453	.047	.080	.354	1	3	4	50°	A316-20HM450C07520P	★	★	☆	☆	.728	.315	.839	.728	.117

A183 A194 E9 E25 E28

Cabeza de metal duro enteriza CoroMill® 316 para planeado de alto avance

Para múltiples materiales de dureza ≤ 48 HRc

TCDC h9

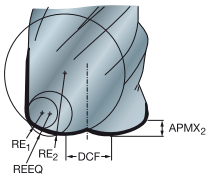

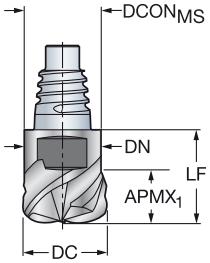

Versión métrica

DC	CZC_{MS}	$APMX_1$	$APMX_2$	RE_1	RE_2	ZEFP	FHA	Código de pedido	P 1730	M 1730	K 1730	S 1730	Dimensiones, mm $DCON_{MS}$	DCF	LF	DN	REEQ
10.0	E10	5.5	0.7	1.5	5.0	3	50°	316-10HM350-10015P	★	★	☆	☆	9.7	3.4	12.4	9.7	1.99
	E10	5.5	0.7	1.5	5.0	4	50°	316-10HM450-10015P	★	★	☆	☆	9.7	3.4	12.4	9.7	1.99
12.0	E12	6.5	0.8	1.5	6.0	3	50°	316-12HM350-12015P	★	★	☆	☆	11.7	4.5	14.5	11.7	2.10
	E12	6.5	0.8	1.5	6.0	4	50°	316-12HM450-12015P	★	★	☆	☆	11.7	4.5	14.5	11.7	2.10
16.0	E16	8.5	1.0	2.0	8.0	3	50°	316-16HM350-16020P	★	★	☆	☆	15.5	6.2	18.7	15.5	2.75
	E16	8.5	1.0	2.0	8.0	4	50°	316-16HM450-16020P	★	★	☆	☆	15.5	6.2	18.7	15.5	2.75
20.0	E20	11.0	1.3	2.0	10.0	4	50°	316-20HM450-20020P	★	★	☆	☆	19.3	8.0	21.3	19.3	3.07
25.0	E25	13.5	1.6	3.0	12.0	4	50°	316-25HM450-25030P	★	★	☆	☆	24.2	10.0	25.6	24.2	4.21

Versión en pulgadas

DC	CZC_{MS}	$APMX_1$	$APMX_2$	RE_1	RE_2	ZEFP	FHA	Código de pedido	P 1730	M 1730	K 1730	S 1730	Dimensiones, pulg. $DCON_{MS}$	DCF	LF	DN	REEQ
.375	E10	.209	.024	.060	.181	4	50°	A316-10HM450-03715P	★	★	☆	☆	.364	.134	.488	.364	.076
.500	E12	.276	.033	.060	.236	4	50°	A316-12HM450-05015P	★	★	☆	☆	.484	.197	.575	.484	.086
.625	E16	.335	.039	.080	.315	4	50°	A316-16HM450-06220P	★	★	☆	☆	.610	.236	.736	.610	.110
.750	E20	.413	.047	.080	.354	4	50°	A316-20HM450-07520P	★	★	☆	☆	.728	.315	.839	.728	.117

A183 A194 E9 E25 E28

Cabeza de metal duro enteriza CoroMill® 316 para fresado con un volumen de eliminación de viruta

Cuándo utilizarla

Utilícelas cuando requiera mucho espacio para la viruta (como en una ranura completa)
Buena capacidad de mecanizado en rampa y en plunge

Material ISO	P M K S
Calidad	1730
Mango	Coromant EH

Gama de productos

Para múltiples materiales de dureza ≤ 48 HRc

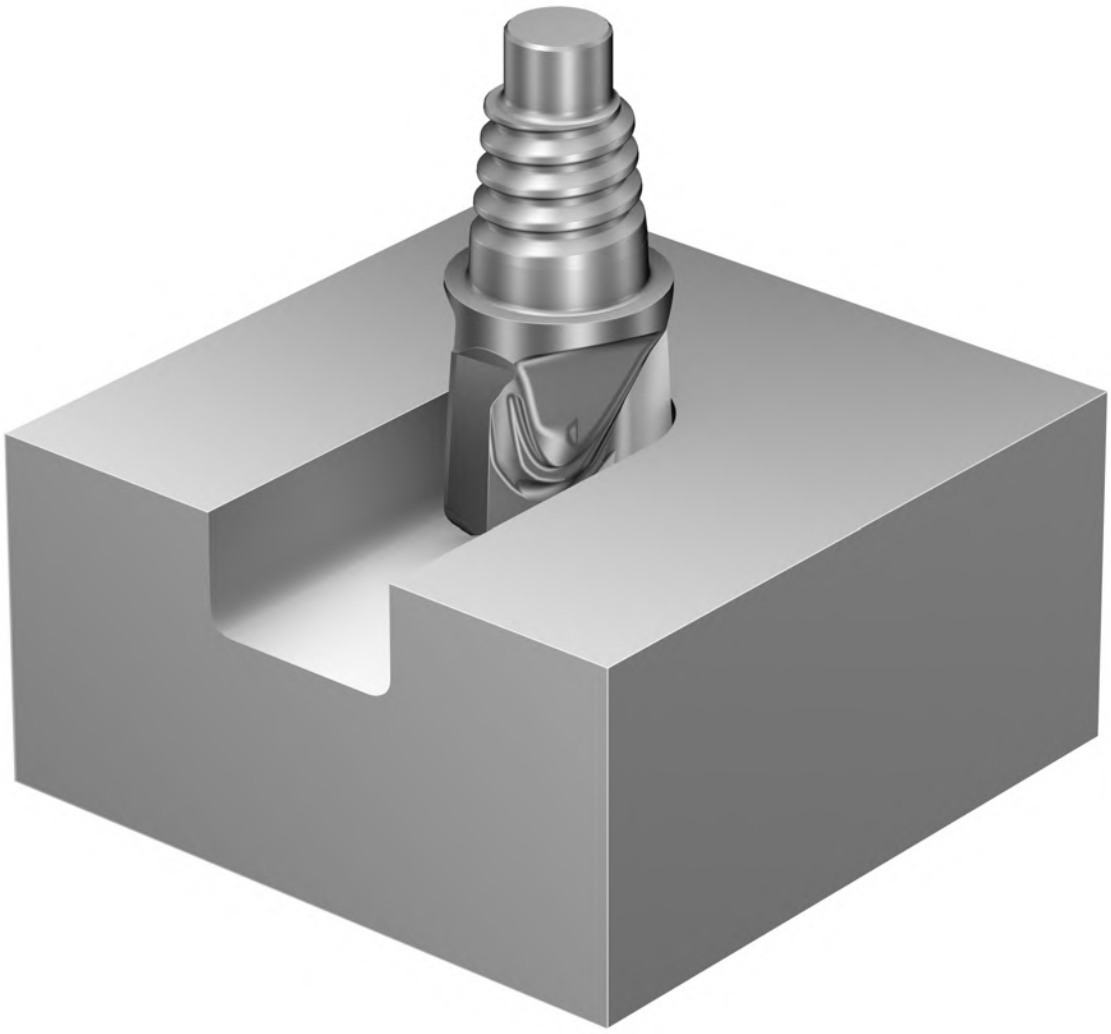

Cabeza de metal duro enteriza CoroMill® 316 para fresado con un volumen de eliminación de viruta

Para múltiples materiales de dureza ≤ 48 HRc

FHA	10°
BSG	COROMANT
TCDC	h10

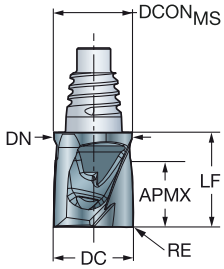

Versión métrica

DC	CZC_{MS}	APMX	RE	ZEFP	Código de pedido	P 1730	M 1730	K 1730	S 1730	$DCON_{MS}$	LF	DN
10.0	E10	8.0	0.50	2	316-10SM210-10005P	★	★	☆	☆	9.7	11.8	9.7
	E10	8.0	0.80	2	316-10SM210-10008P	★	★	☆	☆	9.7	11.8	9.7
	E10	8.0	1.00	2	316-10SM210-10010P	★	★	☆	☆	9.7	11.8	9.7
12.0	E12	10.0	0.50	2	316-12SM210-12005P	★	★	☆	☆	11.7	14.0	11.7
	E12	10.0	0.80	2	316-12SM210-12008P	★	★	☆	☆	11.7	14.0	11.7
16.0	E16	13.0	0.50	2	316-16SM210-16005P	★	★	☆	☆	15.5	18.1	15.5
	E16	13.0	0.80	2	316-16SM210-16008P	★	★	☆	☆	15.5	18.1	15.5
	E16	13.0	1.00	2	316-16SM210-16010P	★	★	☆	☆	15.5	18.1	15.5
	E16	13.0	3.00	2	316-16SM210-16030P	★	★	☆	☆	15.5	18.1	15.5

A191 A194 E9 E25

Cabeza de metal duro enteriza CoroMill® 316 para gran volumen de eliminación de viruta

Cuándo utilizarla

Primera elección para mecanizado de aluminio y termoplásticos

Material ISO	**N**
Calidad	H10F
Mango	Coromant EH

Gama de productos

Para material no férreo

Cabeza de metal duro enteriza CoroMill® 316 para gran volumen de eliminación de viruta

Para material no férreo

FHA 45°
BSG COROMANT
TCDC h9

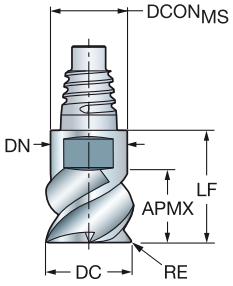

Versión métrica

DC	CZC$_{MS}$	APMX	RE	ZEFP	Código de pedido	N / H10F	DCON$_{MS}$	LF	DN
10.0	E10	5.5	1.00	3	316-10SM345-10010A	★	9.7	12.4	9.7
	E10	5.5	2.50	3	316-10SM345-10025A	★	9.7	12.4	9.7
12.0	E12	6.5	1.00	3	316-12SM345-12010A	★	11.7	14.5	11.7
	E12	6.5	2.50	3	316-12SM345-12025A	★	11.7	14.5	11.7
	E12	6.5	4.00	3	316-12SM345-12040A	★	11.7	14.5	11.7
16.0	E16	8.5	1.50	3	316-16SM345-16015A	★	15.5	18.7	15.5
	E16	8.5	2.50	3	316-16SM345-16025A	★	15.5	18.7	15.5
	E16	8.5	4.00	3	316-16SM345-16040A	★	15.5	18.7	15.5
20.0	E20	11.0	2.50	3	316-20SM345-20025A	★	19.3	21.3	19.3
	E20	11.0	4.00	3	316-20SM345-20040A	★	19.3	21.3	19.3
25.0	E25	13.5	4.00	3	316-25SM345-25040A	★	24.2	25.6	24.2

FHA 45°
BSG COROMANT
TCDC h9

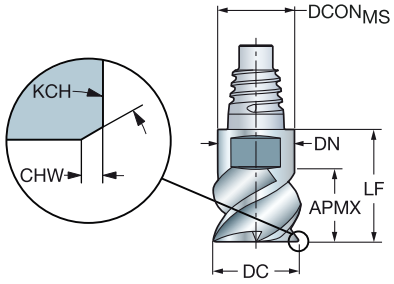

Versión métrica

DC	CZC$_{MS}$	APMX	CHW	KCH	ZEFP	Código de pedido	N / H10F	DCON$_{MS}$	LF	DN
10.0	E10	5.5	0.10	45°	3	316-10SM345-10000A	★	9.7	12.4	9.7
12.0	E12	6.5	0.10	45°	3	316-12SM345-12000A	★	11.7	14.5	11.7
16.0	E16	8.5	0.15	45°	3	316-16SM345-16000A	★	15.5	18.7	15.5
20.0	E20	11.0	0.15	45°	3	316-20SM345-20000A	★	19.3	21.3	19.3
25.0	E25	13.5	0.15	45°	3	316-25SM345-25000A	★	24.2	25.6	24.2

A187 A194 E9 E25

Cabeza de metal duro enteriza CoroMill® 316 para desbaste con rompevirutas

Cuándo utilizarla

Cuando haya que romper virutas en partes más pequeñas
Para resolver problemas en condiciones inestables

Material ISO	P M K S
Calidad	1730
Mango	Coromant EH

Gama de productos

Para múltiples materiales de dureza ≤ 48 HRc



Cabeza de metal duro enteriza CoroMill® 316 para desbaste con rompevirutas

Para múltiples materiales de dureza ≤ 48 HRc

FHA	45°
BSG	COROMANT
TCDC	h12

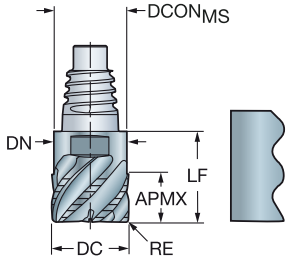

Versión métrica

DC	CZC_{MS}	APMX	RE	ZEFP	Código de pedido	P 1730	M 1730	K 1730	S 1730	$DCON_{MS}$	LF	DN
10.0	E10	5.5	0.40	4	316-10SM440-10004K	★	★	☆	☆	9.7	12.4	9.7
	E10	5.5	0.40	5	316-10SM545-10004K	★	★	☆	☆	9.7	12.4	9.7
12.0	E12	6.5	0.40	5	316-12SM545-12004K	★	★	☆	☆	11.7	14.5	11.7
	E12	6.5	0.40	4	316-12SM440-12004K	★	★	☆	☆	11.7	14.5	11.7
16.0	E16	8.5	0.40	6	316-16SM645-16004K	★	★	☆	☆	15.5	18.7	15.5
	E16	8.5	0.40	4	316-16SM440-16004K	★	★	☆	☆	15.5	18.7	15.5
20.0	E20	11.0	0.40	6	316-20SM645-20004K	★	★	☆	☆	19.3	21.3	19.3
25.0	E25	13.5	0.40	8	316-25SM845-25004K	★	★	☆	☆	24.2	25.6	24.2

Dimensiones, mm

Versión en pulgadas

DC	CZC_{MS}	APMX	RE	ZEFP	Código de pedido	P 1730	M 1730	K 1730	S 1730	$DCON_{MS}$	LF	DN
.375	E10	.209	.016	4	A316-10SM440-03704K	★	★	☆	☆	.364	.488	.364
.500	E12	.276	.016	4	A316-12SM440-05004K	★	★	☆	☆	.484	.575	.484
	E12	.276	.062	4	A316-12SM440-05015K	★	★	☆	☆	.484	.575	.484
.625	E16	.335	.062	4	A316-16SM440-06215K	★	★	☆	☆	.610	.736	.610
.750	E20	.413	.015	4	A316-20SM440-07504K	★	★	☆	☆	.728	.839	.728
	E20	.413	.016	6	A316-20SM645-07504K	★	★	☆	☆	.728	.839	.728
1.000	E25	.551	.016	8	A316-25SM845-10004K	★	★	☆	☆	.965	1.008	.965

Dimensiones, pulg.

A188 A194 E9 E25

Cabeza de metal duro enteriza CoroMill® 316 para perfilado

Cuándo utilizarla

Perfilado con la misma herramienta en distintos materiales

Material ISO	P M K N S
Calidad	1730
Mango	Coromant EH

Gama de productos

Para múltiples materiales de dureza ≤ 48 HRc



Cabeza de metal duro enteriza CoroMill® 316 para perfilado

Para múltiples materiales de dureza ≤ 48 HRc

BSG	COROMANT
TCDC	h9
PSIR	0°

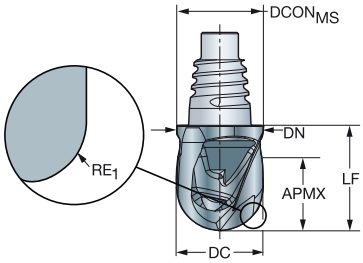

Versión métrica

DC	CZC$_{MS}$	APMX	RE$_1$	ZEFP	FHA	Código de pedido	P 1730	M 1730	K 1730	S 1730	Dimensiones, mm DCON$_{MS}$	LF	DN
10.0	E10	8.0	5.00	2	10°	316-10BM210-10050G	★	★	☆	☆	9.7	11.8	9.7
12.0	E12	10.0	6.00	2	10°	316-12BM210-12060G	★	★	☆	☆	11.7	14.0	11.7
16.0	E16	13.0	8.00	2	10°	316-16BM210-16080G	★	★	☆	☆	15.5	18.1	15.5

Versión en pulgadas

DC	CZC$_{MS}$	APMX	RE$_1$	ZEFP	FHA	Código de pedido	P 1730	M 1730	K 1730	S 1730	Dimensiones, pulg. DCON$_{MS}$	LF	DN
.375	E10	.315	.188	2	10°	A316-10BM210-03750G	★	★	☆	☆	.364	.465	.382
.500	E12	.413	.250	2	10°	A316-12BM210-05060G	★	★	☆	☆	.484	.551	.461
.625	E16	.512	.313	2	10°	A316-16BM210-06280G	★	★	☆	☆	.610	.713	.610

A192 A194 E9 E25

SANDVIK Coromant

Cabeza de metal duro enteriza CoroMill® 316 para perfilado

Para múltiples materiales de dureza ≤ 48 HRc

BSG	COROMANT
TCDC	h9
PSIR	0°

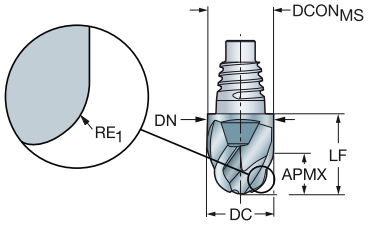

Versión métrica

DC	CZC$_{MS}$	APMX	RE$_1$	ZEFP	FHA	Código de pedido	P 1730	M 1730	K 1730	S 1730	Dimensiones, mm DCON$_{MS}$	LF	DN
10.0	E10	5.5	5.00	4	40°	316-10BM440-10050G	★	★	☆	☆	9.7	12.4	9.7
12.0	E12	6.5	6.00	4	40°	316-12BM440-12060G	★	★	☆	☆	11.7	14.5	11.7
16.0	E16	8.5	8.00	4	40°	316-16BM440-16080G	★	★	☆	☆	15.5	18.7	15.5
20.0	E20	11.0	10.00	2	40°	316-20BM240-200AG	★	★	☆	☆	19.3	21.3	19.3
	E20	11.0	10.00	4	40°	316-20BM440-200AG	★	★	☆	☆	19.3	21.3	19.3
25.0	E25	13.5	12.50	4	40°	316-25BM440-250DG	★	★	☆	☆	24.2	25.6	24.2

Versión en pulgadas

DC	CZC$_{MS}$	APMX	RE$_1$	ZEFP	FHA	Código de pedido	P 1730	M 1730	K 1730	S 1730	Dimensiones, pulg. DCON$_{MS}$	LF	DN
.375	E10	.209	.188	4	40°	A316-10BM440-03750G	★	★	☆	☆	.364	.488	.364
.500	E12	.276	.250	4	40°	A316-12BM440-05060G	★	★	☆	☆	.484	.575	.484
.625	E16	.335	.313	4	40°	A316-16BM440-06280G	★	★	☆	☆	.610	.736	.610
.750	E20	.413	.375	4	40°	A316-20BM440-075AG	★	★	☆	☆	.728	.839	.728
1.000	E25	.551	.500	4	40°	A316-25BM440-100CG	★	★	☆	☆	.965	1.008	.965

A192 A194 E9 E25

Cabeza de metal duro enteriza CoroMill® 316 para acabado

Cuándo utilizarla

Primera elección para acabado en operaciones de fresado en escuadra
Puede utilizarse en operaciones de desbaste con empañe radial bajo si se requiere una velocidad de avance grande (estrategia trocoidal)

Material ISO	P M K S
Calidad	1730
Mango	Coromant EH

Gama de productos

Para múltiples materiales de dureza ≤ 48 HRc

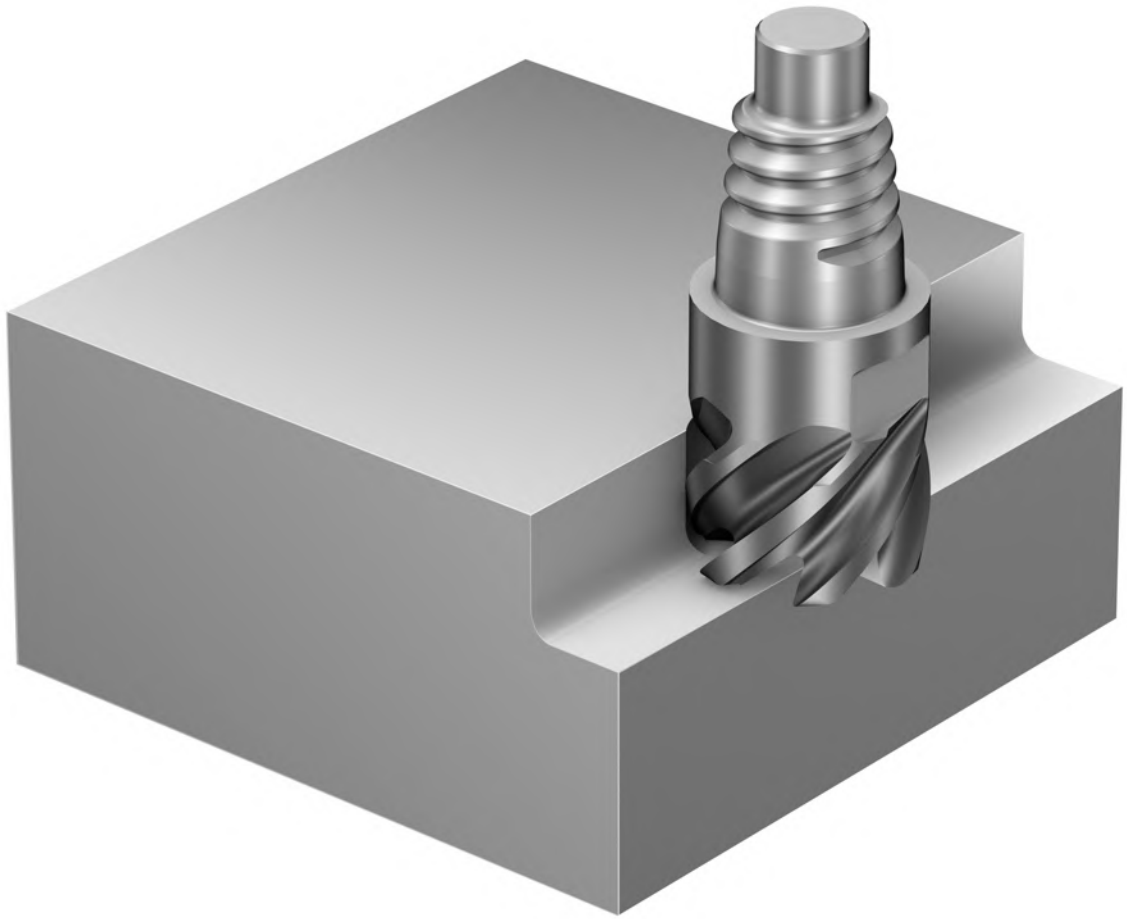

Cabeza de metal duro enteriza CoroMill® 316 para acabado

Para múltiples materiales de dureza ≤ 48 HRc

FHA	50°
BSG	COROMANT
TCDC	h9

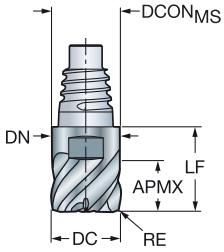

Versión métrica

DC	CZC_{MS}	APMX	RE	ZEFP	Código de pedido	P 1730	M 1730	K 1730	S 1730	$DCON_{MS}$	LF	DN
						Dimensiones, mm						
10.0	E10	5.5	1.00	6	316-10FM650-10010L	★	★	☆	☆	9.7	12.4	9.7
12.0	E12	6.5	1.00	6	316-12FM650-12010L	★	★	☆	☆	11.7	14.5	11.7
16.0	E16	8.5	1.50	6	316-16FM650-16015L	★	★	☆	☆	15.5	18.7	15.5
20.0	E20	11.0	1.50	8	316-20FM850-20015L	★	★	☆	☆	19.3	21.3	19.3
25.0	E25	13.5	1.00	8	316-25FM850-25010L	★	★	☆	☆	24.2	25.6	24.2

Versión en pulgadas

DC	CZC_{MS}	APMX	RE	ZEFP	Código de pedido	P 1730	M 1730	K 1730	S 1730	$DCON_{MS}$	LF	DN
						Dimensiones, pulg.						
.375	E10	.209	.015	6	A316-10FM650-03704L	★	★	☆	☆	.364	.488	.364
	E10	.209	.031	6	A316-10FM650-03708L	★	★	☆	☆	.364	.488	.364
	E10	.209	.062	6	A316-10FM650-03715L	★	★	☆	☆	.364	.488	.364
.500	E12	.276	.015	6	A316-12FM650-05004L	★	★	☆	☆	.484	.575	.484
	E12	.276	.062	6	A316-12FM650-05015L	★	★	☆	☆	.484	.575	.484
.625	E16	.335	.031	6	A316-16FM650-06208L	★	★	☆	☆	.610	.736	.610
	E16	.335	.031	8	A316-16FM850-06208L	★	★	☆	☆	.610	.736	.610
.750	E20	.413	.031	8	A316-20FM850-07508L	★	★	☆	☆	.728	.839	.728
	E20	.413	.031	10	A316-20FMA50-07508L	★	★	☆	☆	.728	.839	.728
1.000	E25	.551	.062	10	A316-25FMA50-10015L	★	★	☆	☆	.965	1.008	.965
	E25	.551	.062	12	A316-25FMC50-10015L	★	★	☆	☆	.965	1.008	.965

A189 A194 E9 E25

Cabeza de metal duro enteriza CoroMill® 316 para acabado

Para múltiples materiales de dureza ≤ 48 HRc

FHA	50°
BSG	COROMANT
TCDC	h10

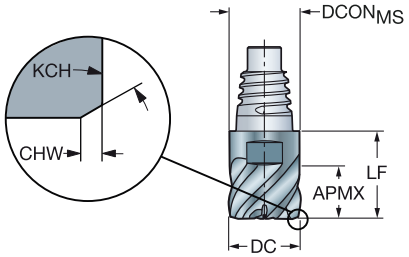

Versión métrica

DC	CZC$_{MS}$	APMX	CHW	KCH	ZEFP	Código de pedido	P 1730	M 1730	K 1730	S 1730	Dimensiones, mm DCON$_{MS}$	LF	DN
10.0	E10	5.5	0.10	45°	6	316-10FM650-10000L	★	★	☆	☆	9.7	12.4	9.7
12.0	E12	6.5	0.10	45°	6	316-12FM650-12000L	★	★	☆	☆	11.7	14.5	11.7
16.0	E16	8.5	0.15	45°	6	316-16FM650-16000L	★	★	☆	☆	15.5	18.7	15.5
20.0	E20	11.0	0.15	45°	8	316-20FM850-20000L	★	★	☆	☆	19.3	21.3	19.3

A189 A194 E9 E25

Cabeza de metal duro enteriza CoroMill® 316 para fresado de chaflanes

Cuándo utilizarla

Achaflanado con la misma herramienta en varios materiales

Al crear radios convexos

Cabeza de achaflanado con dos canales, indicada para punteado

Material ISO	P M K S
Calidad	1730
Mango	Coromant EH

Gama de productos

Para múltiples materiales de dureza ≤ 48 HRc



Cabeza de metal duro enteriza CoroMill® 316 para fresado de chaflanes

Para múltiples materiales de dureza ≤ 48 HRc

BSG COROMANT

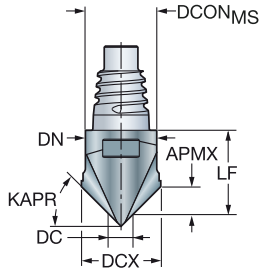

Versión métrica

KAPR	CZC$_{MS}$	APMX	ZEFP	Código de pedido	P 1730	M 1730	K 1730	S 1730	Dimensiones, mm DCON$_{MS}$	DC	DCX	LF	DN
15°	E12	1.20	6	316-12CM600-12015G	★	★	☆	☆	11.70	3.00	12.0	14.50	11.7
30°		2.60	6	316-12CM600-12030G	★	★	☆	☆	11.70	3.00	12.0	13.60	11.7
45°	E10	4.25	4	316-10CM400-10045G	★	★	☆	☆	9.70	1.50	10.0	11.66	9.7
45°	E12	4.50	6	316-12CM600-12045G	★	★	☆	☆	11.70	3.00	12.0	13.00	11.7
45°	E16	6.00	8	316-16CM800-16045G	★	★	☆	☆	15.50	4.00	16.0	16.70	15.5
60°	E10	5.60	4	316-10CM400-10060G	★	★	☆	☆	9.70	3.50	10.0	12.40	9.7
60°	E12	6.50	6	316-12CM600-12060G	★	★	☆	☆	11.70	4.50	12.0	14.50	11.7

Versión en pulgadas

KAPR	CZC$_{MS}$	APMX	ZEFP	Código de pedido	P 1730	M 1730	K 1730	S 1730	Dimensiones, pulg. DCON$_{MS}$	DC	DCX	LF	DN
30°	E10	.073	4	A316-10CM400-03730G	★	★	☆	☆	.364	.118	.375	.454	.364
30°	E12	.110	6	A316-12CM600-05030G	★	★	☆	☆	.484	.118	.500	.541	.484
30°	E16	.146	8	A316-16CM800-06230G	★	★	☆	☆	.610	.118	.625	.702	.610
45°	E10	.128	4	A316-10CM400-03745G	★	★	☆	☆	.364	.118	.375	.429	.364
45°	E12	.191	6	A316-12CM600-05045G	★	★	☆	☆	.484	.118	.500	.516	.484
45°	E16	.256	8	A316-16CM800-06245G	★	★	☆	☆	.610	.256	.625	.736	.610
49°	E12	.220	6	A316-12CM600-05049G	★	★	☆	☆	.484	.118	.500	.575	.484
49°	E16	.291	8	A316-16CM800-06249G	★	★	☆	☆	.610	.118	.625	.736	.610
60°	E10	.222	4	A316-10CM400-03760G	★	★	☆	☆	.364	.118	.375	.488	.364
60°	E12	.280	6	A316-12CM600-05060G	★	★	☆	☆	.484	.177	.500	.575	.484
60°	E16	.303	8	A316-16CM800-06260G	★	★	☆	☆	.610	.276	.625	.736	.610

A178 A194 E9 E25

SANDVIK Coromant

Cabeza de metal duro enteriza CoroMill® 316 para fresado de chaflanes

Para múltiples materiales de dureza ≤ 48 HRc

BSG COROMANT

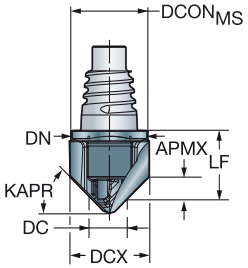

Versión métrica

KAPR	CZCMS	APMX	ZEFP	Código de pedido	P 1730	M 1730	K 1730	S 1730	Dimensiones, mm DCONMS	DC	DCX	LF	DN
15°	E12	1.33	2	316-12CM210-12015G	★	★	☆	☆	11.70	1.50	12.0	13.70	11.7
30°		3.03	2	316-12CM210-12030G	★	★	☆	☆	11.70	1.50	12.0	13.73	11.7
45°	E10	4.23	2	316-10CM210-10045G	★	★	☆	☆	9.70	1.50	10.0	11.53	9.7
45°	E12	5.23	2	316-12CM210-12045G	★	★	☆	☆	11.70	1.50	12.0	13.27	11.7
45°	E16	7.23	2	316-16CM210-16045G	★	★	☆	☆	15.50	1.50	16.0	17.83	15.5
60°	E10	7.50	2	316-10CM210-10060G	★	★	☆	☆	9.70	1.50	10.0	11.53	9.7
60°	E12	7.73	2	316-12CM210-12060G	★	★	☆	☆	11.70	1.50	12.0	13.27	11.7

Versión en pulgadas

KAPR	CZCMS	APMX	ZEFP	Código de pedido	P 1730	M 1730	K 1730	S 1730	Dimensiones, pulg. DCONMS	DC	DCX	LF	DN
45°	E10	4.29	2	A316-10CM210-03745G	★	★	☆	☆	9.25	1.50	9.5	11.53	9.3
45°	E12	5.85	2	A316-12CM210-05045G	★	★	☆	☆	12.30	1.50	12.7	13.80	12.3
45°	E16	7.45	2	A316-16CM210-06245G	★	★	☆	☆	15.50	1.50	15.9	17.83	15.5

A178 A194 E9 E25

Cabeza de metal duro enteriza CoroMill® 316 para fresado de chaflanes

Para múltiples materiales de dureza ≤ 48 HRc

BSG COROMANT

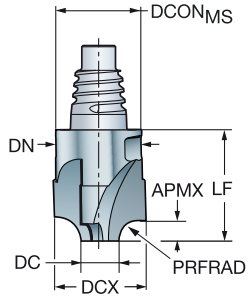

Versión métrica

PRFRAD	CZC$_{MS}$	APMX	ZEFP	Código de pedido	P 1730	M 1730	K 1730	S 1730	Dimensiones, mm DCON$_{MS}$	DC	DCX	LF	DN
1.5	E10	1.50	4	316-10UM400-10015G	★	★	☆	☆	9.70	5.00	10.0	12.40	9.7
3.0		3.00	4	316-10UM400-10030G	★	★	☆	☆	9.70	4.00	10.0	12.40	9.7
3.0	E12	3.00	4	316-12UM400-12030G	★	★	☆	☆	11.70	5.00	12.0	14.50	11.7
4.0		4.00	4	316-12UM400-12040G	★	★	☆	☆	11.70	4.00	12.0	14.50	11.7
4.0	E16	4.00	4	316-16UM400-16040G	★	★	☆	☆	15.50	6.00	16.0	18.70	15.5
5.0		5.00	4	316-16UM400-16050G	★	★	☆	☆	15.50	6.00	16.0	18.70	15.5
6.0	E20	6.00	4	316-20UM400-20060G	★	★	☆	☆	19.30	8.00	20.0	21.30	19.3
8.0	E25	8.00	4	316-25UM400-25080G	★	★	☆	☆	24.20	8.00	25.0	25.60	24.2

Versión en pulgadas

PRFRAD	CZC$_{MS}$	APMX	ZEFP	Código de pedido	P 1730	M 1730	K 1730	S 1730	Dimensiones, pulg. DCON$_{MS}$	DC	DCX	LF	DN
.062	E10	.062	4	A316-10UM400-03715G	★	★	☆	☆	.364	.236	.375	.488	.364
.125		.125	4	A316-10UM400-03732G	★	★	☆	☆	.364	.118	.375	.488	.364
.188	E16	.188	4	A316-16UM400-06247G	★	★	☆	☆	.610	.236	.625	.736	.610
.250	E20	.250	4	A316-20UM400-07563G	★	★	☆	☆	.728	.236	.750	.839	.728

A178 A194 E9 E25

SANDVIK Coromant

SPA

Cabeza cerámica soldada CoroMill® 316 para desbaste a alta velocidad

Cuándo utilizarla

Cuando necesite una productividad superior al fresar aleaciones con base de níquel

Material ISO	S
Calidad	6060
Mango	Coromant EH

Gama de productos

Para aleaciones con base de níquel

Cabeza cerámica soldada CoroMill® 316 para desbaste a alta velocidad

Para aleaciones con base de níquel

Optimizadas

FHA 35°
BSG COROMANT
TCDC h9

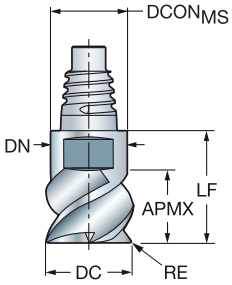

Versión métrica

DC	CZC$_{MS}$	APMX	RE	ZEFP	Código de pedido	S 6060	Dimensiones, mm DCON$_{MS}$	LF	DN
10.0	E10	7.0	2.00	6	316-10FM635-10020D	★	9.7	15.9	9.7
12.0	E12	7.0	2.00	6	316-12FM635-12020D	★	11.7	18.5	11.7

FHA 38°
BSG COROMANT
TCDC h9

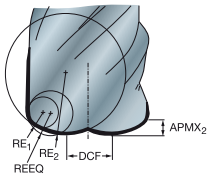

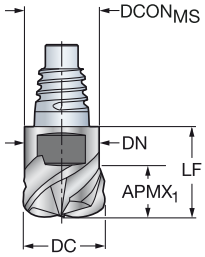

Versión métrica

DC	CZC$_{MS}$	APMX$_2$	RE$_1$	RE$_2$	ZEFP	Código de pedido	S 6060	Dimensiones, mm DCON	DCF	LF	DN	REEQ
10.0	E10	0.7	1.5	5.0	4	316-10HM438-10015D	★	9.7	3.4	15.9	9.7	1.99
12.0	E12	0.8	1.5	6.0	4	316-12HM438-12015D	★	11.7	4.5	18.5	11.7	2.10

A140 E9

CoroMill® 326

Roscado interior y achaflanado en agujeros pequeños

Aplicación

- Fresado de roscas interiores
- Fresado de chaflanes

O

Área de aplicación ISO:

P M K N S H O

Características y ventajas

- Tres filos de corte para una mayor productividad
- Achaflanado y achaflanado posterior de agujeros con una sola herramienta
- Altísima precisión y bajas fuerzas de corte
- La misma herramienta para distintos diámetros
- Una calidad para todos los materiales
- Perfiles de rosca parciales para una mayor versatilidad

Achaflanado

Roscado

www.sandvik.coromant.com/coromill326

Recomendaciones

Úsela con CoroChuck 930 para alcanzar la máxima estabilidad y precisión. Úsela siempre con pinzas cilíndricas para CoroChuck 930.

Fresa de metal duro enteriza CoroMill® 326 para achaflanado

Para múltiples materiales

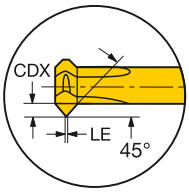

TCDCON h6

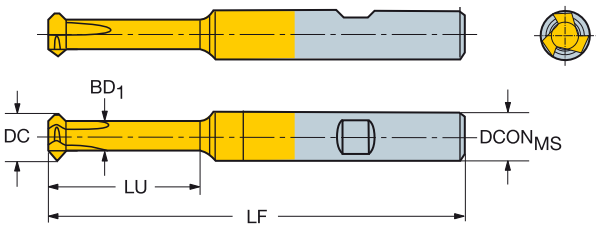

Versión métrica

CZC$_{MS}$	APMX	LU	ZEFP	Código de pedido	P 1025	M 1025	K 1025	N 1025	S 1025	H 1025	O 1025	Dimensiones, mm DCON$_{MS}$	DC	BD$_1$	LF	RPMX
6.0	0.60	15.00	3	326R06-B1502006-CH	★	★	★	★	★	★	★	6.00	4.6	4.2	58.00	80000
	0.60	25.00	3	326R06-B2502006-CH	★	★	★	★	★	★	★	6.00	4.6	4.2	68.00	80000
8.0	1.20	25.00	3	326R08-B2502012-CH	★	★	★	★	★	★	★	8.00	5.5	5.0	68.00	80000
	1.20	35.00	3	326R08-B3502012-CH	★	★	★	★	★	★	★	8.00	5.5	5.0	78.00	80000

Versión en pulgadas

CZC$_{MS}$	APMX	LU	ZEFP	Código de pedido	P 1025	M 1025	K 1025	N 1025	S 1025	H 1025	O 1025	Dimensiones, pulg. DCON$_{MS}$	DC	BD$_1$	LF	RPMX
1/4	.024	.591	3	A326R06-M1502006-CH	★	★	★	★	★	★	★	.250	.181	.165	2.283	80000
	.024	.984	3	A326R06-M2502006-CH	★	★	★	★	★	★	★	.250	.181	.165	2.677	80000
5/16	.047	.984	3	A326R08-M2502012-CH	★	★	★	★	★	★	★	.313	.217	.197	2.677	80000
	.047	1.378	3	A326R08-M3502012-CH	★	★	★	★	★	★	★	.313	.217	.197	3.071	80000

A193 A194 E9

SANDVIK Coromant

SPA

Fresa de ranurar de metal duro enteriza CoroMill® 326 para fresado de roscas

Para múltiples materiales

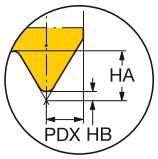

FHA 0°
BSG COROMANT
TCDCON h6

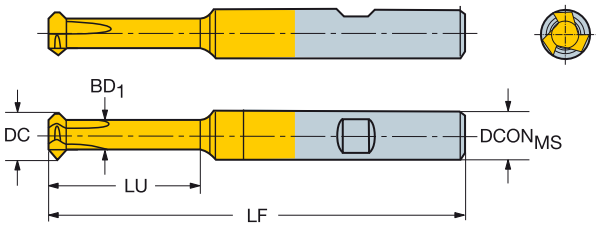

Versión métrica

TPN	TPX	TPIN	TPIX	DC	CZC_{MS}	APMX	LU	ZEFP	Código de pedido	P 1025	M 1025	K 1025	N 1025	S 1025	H 1025	Dimensiones, mm $DCON_{MS}$	BD_1	CF	HA	HB	LF
0.5	1.5	16.0	50.0	5.80	6.0	1.94	15.00	3	**326R06-B15050VM-TH**	★	★	★	★	★	★	6.00	3.5	0.1	0.97	0.06	58.00
0.5	1.5	16.0	50.0	7.80	8.0	1.94	25.00	3	**326R08-B25050VM-TH**	★	★	★	★	★	★	8.00	5.5	0.1	0.97	0.06	68.00
1.0	2.0	12.0	24.0	7.80	8.0	2.62	25.00	3	**326R08-B25100VM-TH**	★	★	★	★	★	★	8.00	5.0	0.1	1.31	0.12	68.00

Versión en pulgadas

TPN	TPX	TPIN	TPIX	DC	CZC_{MS}	APMX	LU	ZEFP	Código de pedido	P 1025	M 1025	K 1025	N 1025	S 1025	H 1025	Dimensiones, pulg. $DCON_{MS}$	BD_1	CF	HA	HB	LF
.020	.059	16.0	50.0	.228	1/4	.076	.591	3	**A326R06-M15050VM-TH**	★	★	★	★	★	★	.250	.138	.002	.038	.002	2.283
.020	.059	16.0	50.0	.307	5/16	.076	.984	3	**A326R08-M25050VM-TH**	★	★	★	★	★	★	.313	.217	.002	.038	.002	2.677
.039	.079	12.0	24.0	.307	5/16	.103	.984	3	**A326R08-M25100VM-TH**	★	★	★	★	★	★	.313	.197	.005	.052	.005	2.677

A193 A194 E9

Recomendaciones de velocidad de corte

Versátiles: fresa de ranurar de metal duro enteriza CoroMill® Plura para desbaste pesado
Versátiles: fresa de ranurar enteriza de metal duro CoroMill® Plura para desbaste medio
Versátiles: fresa de ranurar de metal duro enteriza CoroMill® Plura para desbaste con rompevirutas



					a_e = 1.0 x DC a_p = 0.5 x DC			a_e = 0.5 x DC a_p = 1.0 x DC			a_e = 0.1 x DC a_p = 1.5 x DC		
ISO	Núm. MC	CMC	Material	HB	f_z	v_c m/min	v_c pie/min	f_z	v_c m/min	v_c pie/min	f_z	v_c m/min	v_c pie/min
P	P1.2.Z.AN	01.2	Acero no aleado	190	A04	145	476	A02	175	574	A06	290	951
	P2.2.Z.AN	02.2	Acero de baja aleación	240	A04	110	361	A02	135	443	A06	200	656
	P3.0.Z.HT	03.21	Acero de alta aleación	380	A04	80	262	A02	100	328	A06	170	558
M	P5.0.Z.AN	05.11	Acero inoxidable ferrítico/martensítico	200	A04	65	213	A02	80	262	A06	150	492
	M1.0.Z.AQ	05.21	Acero inoxidable austenítico	200	A03	65	213	A01	80	262	A05	120	394
	M3.2.Z.AQ	05.51	Acero inoxidable dúplex (austenítico/ferrítico)	260	A03	55	180	A01	70	230	A05	90	295
K	K1.1.C.NS	07.2	Fundición maleable	200	A04	140	459	A02	165	541	A06	150	492
	K2.1.C.UT	08.2	Fundición gris	180	A04	130	427	A02	150	492	A06	200	656
	K3.2.C.UT	09.2	Fundición nodular	215	A04	125	410	A02	145	476	A06	155	509
S	S1.0.U.AG	20.12	Superaleaciones con base de hierro	280	A03	30	98	A01	40	131	A05	50	164
	S2.0.Z.AG	20.22	Superaleaciones con base de níquel	350	A03	30	98	A01	40	131	A05	60	197
	S4.2.Z.AN	23.22	Aleaciones con base de titanio	320	A03	40	131	A01	50	164	A05	100	328

Para obtener datos de corte optimizados, consulte CoroPlus® ToolGuide.

Recomendaciones de avance

mm/diente
pulg./diente

D_c	1.000	2.000	3.000	4.000	6.000	6.350	8.000	9.525	10.000	12.000	12.700	14.000	15.875	16.000	18.000	19.050	20.000	25.000	25.400
f_z	*0.039*	*0.079*	*0.118*	*0.157*	*0.236*	*0.250*	*0.315*	*0.375*	*0.394*	*0.472*	*0.500*	*0.551*	*0.625*	*0.630*	*0.709*	*0.750*	*0.787*	*0.984*	*1.000*
A01	0.001	0.003	0.005	0.008	0.013	0.013	0.020	0.027	0.027	0.035	0.035	0.040	0.050	0.050	0.055	0.060	0.060	0.080	0.080
	.0001	*.0001*	*.0002*	*.0003*	*.0005*	*.0005*	*.0008*	*.0011*	*.0011*	*.0014*	*.0014*	*.0016*	*.0020*	*.0020*	*.0022*	*.0024*	*.0024*	*.0031*	*.0031*
A02	0.002	0.004	0.008	0.012	0.020	0.020	0.030	0.040	0.040	0.050	0.050	0.060	0.070	0.070	0.080	0.090	0.090	0.115	0.115
	.0002	*.0002*	*.0003*	*.0005*	*.0008*	*.0008*	*.0012*	*.0016*	*.0016*	*.0020*	*.0020*	*.0024*	*.0028*	*.0028*	*.0031*	*.0035*	*.0035*	*.0045*	*.0045*
A03	0.002	0.005	0.009	0.013	0.020	0.020	0.023	0.035	0.035	0.040	0.040	0.050	0.055	0.055	0.060	0.070	0.070	0.080	0.080
	.0002	*.0002*	*.0004*	*.0005*	*.0008*	*.0008*	*.0009*	*.0014*	*.0014*	*.0016*	*.0016*	*.0020*	*.0022*	*.0022*	*.0024*	*.0028*	*.0028*	*.0031*	*.0031*
A04	0.003	0.007	0.013	0.020	0.030	0.030	0.040	0.050	0.050	0.060	0.060	0.070	0.080	0.080	0.090	0.100	0.100	0.110	0.110
	.0001	*.0003*	*.0005*	*.0008*	*.0012*	*.0012*	*.0016*	*.0020*	*.0020*	*.0024*	*.0024*	*.0028*	*.0031*	*.0031*	*.0035*	*.0039*	*.0039*	*.0043*	*.0043*
A05	0.002	0.006	0.010	0.016	0.027	0.027	0.041	0.055	0.055	0.072	0.072	0.082	0.103	0.103	0.113	0.123	0.123	0.164	0.164
	.0002	*.0002*	*.0004*	*.0006*	*.0010*	*.0010*	*.0016*	*.0022*	*.0022*	*.0028*	*.0028*	*.0032*	*.0040*	*.0040*	*.0044*	*.0048*	*.0048*	*.0065*	*.0065*
A06	0.004	0.008	0.016	0.025	0.041	0.041	0.062	0.082	0.082	0.103	0.103	0.123	0.144	0.144	0.164	0.185	0.185	0.236	0.236
	.0002	*.0003*	*.0006*	*.0010*	*.0016*	*.0016*	*.0024*	*.0032*	*.0032*	*.0040*	*.0040*	*.0048*	*.0056*	*.0056*	*.0065*	*.0073*	*.0073*	*.0093*	*.0093*

SPA

Recomendaciones de velocidad de corte

Versátiles: fresa enteriza de metal duro y punta esférica CoroMill® Plura para perfilado





						a_p = 0.05 x DC			a_p = 0.01 x DC		
ISO	Núm. MC	CMC	Material	HB	f_z	v_c m/min	v_c pie/min	f_z	v_c m/min	v_c pie/min
P	P1.2.Z.AN	01.2	Acero no aleado	190	B01	245	804	B03	295	968
	P2.2.Z.AN	02.2	Acero de baja aleación	240	B01	180	591	B03	215	705
	P3.0.Z.HT	03.21	Acero de alta aleación	380	B01	120	394	B03	140	459
M	P5.0.Z.AN	05.11	Acero inoxidable ferrítico/martensítico	200	B01	100	328	B03	110	361
	M1.0.Z.AQ	05.21	Acero inoxidable austenítico	200	B02	90	295	B04	110	361
	M3.2.Z.AQ	05.51	Acero inoxidable dúplex (austenítico/ferrítico)	260	B02	80	262	B04	90	295
K	K1.1.C.NS	07.2	Fundición maleable	200	B01	180	591	B03	215	705
	K2.1.C.UT	08.2	Fundición gris	180	B01	205	673	B03	245	804
	K3.2.C.UT	09.2	Fundición nodular	215	B01	165	541	B03	200	656
S	S1.0.U.AG	20.12	Superaleaciones con base de hierro	280	B02	50	164	B04	70	230
	S2.0.Z.AG	20.22	Superaleaciones con base de níquel	350	B02	40	131	B04	55	180
	S4.2.Z.AN	23.22	Aleaciones con base de titanio	320	B02	80	262	B04	105	344

Para obtener datos de corte optimizados, consulte CoroPlus® ToolGuide.

Recomendaciones de avance

mm/diente
pulg./diente

D_c	1.000	2.000	3.000	4.000	6.000	6.350	7.938	8.000	9.525	10.000	12.000	12.700	14.000	15.875	16.000	18.000	19.050	20.000
f_z	*0.039*	*0.079*	*0.118*	*0.157*	*0.236*	*0.250*	*0.313*	*0.315*	*0.375*	*0.394*	*0.472*	*0.500*	*0.551*	*0.625*	*0.630*	*0.709*	*0.750*	*0.787*
B01	0.020	0.030	0.050	0.060	0.080	0.080	0.120	0.120	0.150	0.150	0.150	0.150	0.150	0.160	0.160	0.180	0.200	0.200
	0.0008	*0.0012*	*0.0020*	*0.0024*	*0.0031*	*0.0031*	*0.0047*	*0.0047*	*0.0059*	*0.0059*	*0.0059*	*0.0059*	*0.0059*	*0.0063*	*0.0063*	*0.0071*	*0.0079*	*0.0079*
B02	0.020	0.030	0.040	0.050	0.060	0.060	0.100	0.100	0.120	0.120	0.120	0.120	0.120	0.140	0.140	0.150	0.160	0.160
	0.0008	*0.0012*	*0.0016*	*0.0020*	*0.0024*	*0.0024*	*0.0039*	*0.0039*	*0.0047*	*0.0047*	*0.0047*	*0.0047*	*0.0047*	*0.0055*	*0.0055*	*0.0059*	*0.0063*	*0.0063*
B03	0.030	0.050	0.080	0.100	0.120	0.120	0.150	0.150	0.200	0.200	0.200	0.200	0.200	0.200	0.200	0.200	0.250	0.250
	0.0012	*0.0020*	*0.0031*	*0.0039*	*0.0047*	*0.0047*	*0.0059*	*0.0059*	*0.0079*	*0.0079*	*0.0079*	*0.0079*	*0.0079*	*0.0079*	*0.0079*	*0.0079*	*0.0098*	*0.0098*
B04	0.020	0.040	0.065	0.080	0.100	0.100	0.120	0.120	0.160	0.160	0.160	0.160	0.160	0.160	0.160	0.160	0.200	0.200
	0.0008	*0.0016*	*0.0026*	*0.0031*	*0.0039*	*0.0039*	*0.0047*	*0.0047*	*0.0063*	*0.0063*	*0.0063*	*0.0063*	*0.0063*	*0.0063*	*0.0063*	*0.0063*	*0.0079*	*0.0079*

Recomendaciones de velocidad de corte

Versátiles: fresa de ranurar de metal duro enteriza CoroMill® Plura para fresado de chaflanes

Optimizadas: cabeza enteriza de metal duro CoroMill® 316 para fresado de chaflanes





a_e = 0.1 x DC

a_p = 0.1 x DC

ISO	Núm. MC	CMC	Material	HB	f_z	v_c m/min	v_c pie/min
P	P1.2.Z.AN	01.2	Acero no aleado	190	C01	320	1050
	P2.2.Z.AN	02.2	Acero de baja aleación	240	C01	220	722
	P3.0.Z.HT	03.21	Acero de alta aleación	380	C01	130	427
M	P5.0.Z.AN	05.11	Acero inoxidable ferrítico/martensítico	200	C01	90	295
	M1.0.Z.AQ	05.21	Acero inoxidable austenítico	200	C02	110	361
	M3.2.Z.AQ	05.51	Acero inoxidable dúplex (austenítico/ferrítico)	260	C02	70	230
K	K1.1.C.NS	07.2	Fundición maleable	200	C01	240	787
	K2.1.C.UT	08.2	Fundición gris	180	C01	240	787
	K3.2.C.UT	09.2	Fundición nodular	215	C01	215	705
N	N1.2.Z.AG	30.12	Aleaciones con base de aluminio	100	C03	2300	7546
	N1.3.C.UT	30.21	Aleaciones con base de aluminio	75	C03	370	1214
	N1.4.C.NS	30.42	Aleaciones con base de aluminio	130	C03	240	787
	N3.2.C.UT	33.2	Cobre y aleaciones de cobre	90	C03	680	2231
S	S1.0.U.AG	20.12	Superaleaciones con base de hierro	280	C02	50	164
	S2.0.Z.AG	20.22	Superaleaciones con base de níquel	350	C02	50	164
	S4.2.Z.AN	23.22	Aleaciones con base de titanio	320	C02	90	295
H	H1.1.Z.HA	04.1	Acero - Nivel de dureza 50	50HRC	C02	70	230

Para obtener datos de corte optimizados, consulte CoroPlus® ToolGuide.

Recomendaciones de avance

mm/diente

pulg./diente

D_c	1	2	3	4	6	6.35	8	9.525	10	12	12.7	14	15.875	16	20
f_z	*0.039*	*0.079*	*0.118*	*0.157*	*0.236*	*0.250*	*0.315*	*0.375*	*0.394*	*0.472*	*0.500*	*0.551*	*0.625*	*0.630*	*0.787*
C01	0.020	0.030	0.040	0.050	0.070	0.070	0.100	0.120	0.120	0.120	0.120	0.120	0.120	0.120	0.200
	0.0008	*0.0012*	*0.0016*	*0.0020*	*0.0028*	*0.0028*	*0.0039*	*0.0047*	*0.0047*	*0.0047*	*0.0047*	*0.0047*	*0.0047*	*0.0047*	*0.0079*
C02	0.020	0.020	0.030	0.040	0.060	0.060	0.080	0.100	0.100	0.100	0.100	0.100	0.100	0.120	0.160
	0.0008	*0.0008*	*0.0012*	*0.0016*	*0.0024*	*0.0024*	*0.0031*	*0.0039*	*0.0039*	*0.0039*	*0.0039*	*0.0039*	*0.0039*	*0.0047*	*0.0063*
C03	0.040	0.070	0.070	0.110	0.150	0.150	0.200	0.260	0.260	0.260	0.260	0.260	0.260	0.260	0.440
	0.0016	*0.0028*	*0.0028*	*0.0043*	*0.0059*	*0.0059*	*0.0079*	*0.0102*	*0.0102*	*0.0102*	*0.0102*	*0.0102*	*0.0102*	*0.0102*	*0.0173*

SPA

Recomendaciones de velocidad de corte

Optimizadas: fresa de ranurar de metal duro enteriza CoroMill® Plura para fresado pesado



				a_e = 1.0 x DC a_p = 1.0 x DC			a_e = 0.5 x DC a_p = 1.0 x DC			a_e = 0.25 x DC a_p = 1.0 x DC		
ISO	Núm. MC	CMC	Material	HB	f_z	v_c m/min	v_c pie/min	f_z	v_c m/min	v_c pie/min	f_z	v_c m/min	v_c pie/min
P	P1.2.Z.AN	01.2	Acero no aleado	190	D01	150	492	D02	180	590	D03	250	820
	P2.2.Z.AN	02.2	Acero de baja aleación	240	D04	120	394	D02	145	475	D03	200	656
	P3.0.Z.HT	03.21	Acero de alta aleación	380	D04	80	262	D02	95	311	D03	135	442
M	P5.0.Z.AN	05.11	Acero inoxidable ferrítico/martensítico	200	D04	115	377	D02	140	459	D03	195	639
	M1.0.Z.AQ	05.21	Acero inoxidable austenítico	200	D04	80	262	D05	100	328	D06	140	459
	M3.2.Z.AQ	05.51	Acero inoxidable dúplex (austenítico/ferrítico)	260	D04	80	262	D08	95	311	D09	135	442
K	K1.1.C.NS	07.2	Fundición maleable	200	D01	150	492	D02	180	590	D03	250	820
	K2.1.C.UT	08.2	Fundición gris	180	D01	150	492	D02	180	590	D03	250	820
	K3.2.C.UT	09.2	Fundición nodular	215	D01	160	525	D02	190	623	D03	270	885
S	S2.0.Z.AG	20.22	Superaleaciones con base de níquel	350	D07	20	148	D08	25	180	D09	32	246
	S4.2.Z.AN	23.22	Aleaciones con base de titanio	320	D07	40	262	D08	50	311	D09	60	442

Para obtener datos de corte optimizados, consulte CoroPlus® ToolGuide.

Recomendaciones de avance

mm/diente
pulg./diente

D_c	2.000	3.000	4.000	6.000	6.350	7.938	8.000	9.525	10.000	12.000	12.700	14.000	15.875	16.000	19.050	20.000	25.000
f_z	*0.079*	*0.118*	*0.157*	*0.236*	*0.250*	*0.313*	*0.315*	*0.375*	*0.394*	*0.472*	*0.500*	*0.551*	*0.625*	*0.630*	*0.750*	*0.787*	*0.984*
D01	0.020	0.024	0.028	0.035	0.036	0.042	0.043	0.048	0.050	0.057	0.059	0.063	0.070	0.070	0.080	0.083	0.100
	0.0008	*0.0009*	*0.0011*	*0.0014*	*0.0014*	*0.0017*	*0.0017*	*0.0019*	*0.0020*	*0.0022*	*0.0023*	*0.0025*	*0.0027*	*0.0028*	*0.0032*	*0.0033*	*0.0039*
D02	0.024	0.030	0.036	0.047	0.049	0.058	0.059	0.067	0.070	0.080	0.084	0.090	0.099	0.100	0.115	0.120	0.145
	0.0009	*0.0012*	*0.0014*	*0.0019*	*0.0019*	*0.0023*	*0.0023*	*0.0026*	*0.0028*	*0.0031*	*0.0033*	*0.0035*	*0.0039*	*0.0039*	*0.0045*	*0.0047*	*0.0057*
D03	0.028	0.035	0.041	0.054	0.056	0.067	0.067	0.077	0.080	0.093	0.098	0.107	0.119	0.120	0.140	0.147	0.180
	0.0011	*0.0014*	*0.0016*	*0.0021*	*0.0022*	*0.0026*	*0.0026*	*0.0030*	*0.0031*	*0.0037*	*0.0039*	*0.0042*	*0.0047*	*0.0047*	*0.0055*	*0.0058*	*0.0071*
D04	0.020	0.023	0.025	0.030	0.031	0.035	0.035	0.039	0.040	0.047	0.049	0.053	0.060	0.060	0.070	0.073	0.090
	0.0008	*0.0009*	*0.0010*	*0.0012*	*0.0012*	*0.0014*	*0.0014*	*0.0015*	*0.0016*	*0.0018*	*0.0019*	*0.0021*	*0.0023*	*0.0024*	*0.0028*	*0.0029*	*0.0035*
D05	0.020	0.023	0.025	0.037	0.040	0.051	0.052	0.063	0.067	0.076	0.079	0.084	0.093	0.093	0.107	0.111	0.133
	0.0008	*0.0009*	*0.0010*	*0.0015*	*0.0016*	*0.0020*	*0.0020*	*0.0025*	*0.0026*	*0.0030*	*0.0031*	*0.0033*	*0.0037*	*0.0037*	*0.0042*	*0.0044*	*0.0052*
D06	0.020	0.023	0.026	0.044	0.047	0.061	0.062	0.076	0.080	0.090	0.094	0.100	0.109	0.110	0.125	0.130	0.200
	0.0008	*0.0009*	*0.0010*	*0.0017*	*0.0019*	*0.0024*	*0.0024*	*0.0030*	*0.0031*	*0.0035*	*0.0037*	*0.0039*	*0.0043*	*0.0043*	*0.0049*	*0.0051*	*0.0079*
D07	0.020	0.020	0.020	0.020	0.021	0.027	0.028	0.033	0.035	0.038	0.040	0.042	0.045	0.045	0.050	0.052	0.060
	0.0008	*0.0008*	*0.0008*	*0.0008*	*0.0008*	*0.0011*	*0.0011*	*0.0013*	*0.0014*	*0.0015*	*0.0016*	*0.0016*	*0.0018*	*0.0018*	*0.0020*	*0.0020*	*0.0024*
D08	0.024	0.026	0.029	0.033	0.034	0.037	0.038	0.041	0.042	0.048	0.050	0.054	0.060	0.060	0.069	0.072	0.087
	0.0009	*0.0010*	*0.0011*	*0.0013*	*0.0013*	*0.0015*	*0.0015*	*0.0016*	*0.0017*	*0.0019*	*0.0020*	*0.0021*	*0.0023*	*0.0024*	*0.0027*	*0.0028*	*0.0034*
D09	0.030	0.033	0.035	0.040	0.041	0.045	0.045	0.049	0.050	0.070	0.077	0.091	0.110	0.111	0.142	0.152	0.203
	0.0012	*0.0013*	*0.0014*	*0.0016*	*0.0016*	*0.0018*	*0.0018*	*0.0019*	*0.0020*	*0.0028*	*0.0030*	*0.0036*	*0.0043*	*0.0044*	*0.0056*	*0.0060*	*0.0080*

Recomendaciones de velocidad de corte

Optimizadas: cabeza de metal duro enteriza CoroMill® 316 para fresado pesado



				a_e = 1.0 x DC			a_e = 0.5 x DC			a_e = 0.1 x DC		
				a_p = 0.5 x DC			a_p = 0.5 x DC			a_p = 1.0 x DC		
ISO	Núm. MC	CMC	Material	HB	f_z	v_c m/min	v_c pie/min	f_z	v_c m/min	v_c pie/min	f_z	v_c m/min	v_c pie/min
P	P1.2.Z.AN	01.2	Acero no aleado	190	E01	150	476	E02	180	640	E03	250	951
	P2.2.Z.AN	02.2	Acero de baja aleación	240	E04	120	361	E02	145	492	E03	200	738
	P3.0.Z.HT	03.21	Acero de alta aleación	380	E04	80	180	E02	75	246	E03	135	377
M	P5.0.Z.AN	05.11	Acero inoxidable ferrítico/martensítico	200	E04	80	246	E02	100	328	E03	150	492
	M1.0.Z.AQ	05.21	Acero inoxidable austenítico	200	E04	70	197	E05	85	279	E06	125	410
	M3.2.Z.AQ	05.51	Acero inoxidable dúplex (austenítico/ferrítico)	260	E07	65	246	E08	80	328	E09	120	492
K	K1.1.C.NS	07.2	Fundición maleable	200	E01	150	459	E02	160	607	E03	220	919
	K2.1.C.UT	08.2	Fundición gris	180	E01	150	246	E02	160	344	E03	220	509
	K3.2.C.UT	09.2	Fundición nodular	215	E01	130	361	E02	140	492	E03	200	722
S	S2.0.Z.AG	20.22	Superaleaciones con base de níquel	350	E07	20	49	E08	25	82	E09	35	115
	S4.2.Z.AN	23.22	Aleaciones con base de titanio	320	E07	40	82	E08	35	115	E09	50	164

Para obtener datos de corte optimizados, consulte CoroPlus® ToolGuide.

Recomendaciones de avance

mm/diente
pulg./diente

D_c	9.525	10.000	12.000	12.700	15.875	16.000	19.050	20.000	25.000	25.400
f_z	*0.375*	*0.394*	*0.472*	*0.500*	*0.625*	*0.630*	*0.750*	*0.787*	*0.984*	*1.000*
E01	0.048	0.050	0.057	0.059	0.070	0.070	0.080	0.083	0.100	0.100
	0.0019	*0.0020*	*0.0022*	*0.0023*	*0.0027*	*0.0028*	*0.0032*	*0.0033*	*0.0039*	*0.0039*
E02	0.067	0.070	0.080	0.084	0.099	0.100	0.115	0.120	0.145	0.145
	0.0026	*0.0028*	*0.0031*	*0.0033*	*0.0039*	*0.0039*	*0.0045*	*0.0047*	*0.0057*	*0.0057*
E03	0.077	0.080	0.093	0.098	0.119	0.120	0.140	0.147	0.180	0.180
	0.0030	*0.0031*	*0.0037*	*0.0039*	*0.0047*	*0.0047*	*0.0055*	*0.0058*	*0.0071*	*0.0071*
E04	0.039	0.040	0.047	0.049	0.060	0.060	0.070	0.073	0.090	0.090
	0.0015	*0.0016*	*0.0018*	*0.0019*	*0.0023*	*0.0024*	*0.0028*	*0.0029*	*0.0035*	*0.0035*
E05	0.063	0.067	0.076	0.079	0.093	0.093	0.107	0.111	0.133	0.133
	0.0025	*0.0026*	*0.0030*	*0.0031*	*0.0037*	*0.0037*	*0.0042*	*0.0044*	*0.0052*	*0.0052*
E06	0.076	0.080	0.090	0.094	0.109	0.110	0.125	0.130	0.200	0.200
	0.0030	*0.0031*	*0.0035*	*0.0037*	*0.0043*	*0.0043*	*0.0049*	*0.0051*	*0.0079*	*0.0079*
E07	0.033	0.035	0.038	0.040	0.045	0.045	0.050	0.052	0.060	0.060
	0.0013	*0.0014*	*0.0015*	*0.0016*	*0.0018*	*0.0018*	*0.0020*	*0.0020*	*0.0024*	*0.0024*
E08	0.041	0.042	0.048	0.050	0.060	0.060	0.069	0.072	0.087	0.087
	0.0016	*0.0017*	*0.0019*	*0.0020*	*0.0023*	*0.0024*	*0.0027*	*0.0028*	*0.0034*	*0.0034*
E09	0.049	0.050	0.070	0.077	0.110	0.111	0.142	0.152	0.203	0.203
	0.0019	*0.0020*	*0.0028*	*0.0030*	*0.0043*	*0.0044*	*0.0056*	*0.0060*	*0.0080*	*0.0080*

SPA

Recomendaciones de velocidad de corte

Optimizadas: fresa de ranurar de metal duro enteriza CoroMill® Plura para fresado lateral de alto avance

					a_e = según el material				a_e = según el material				a_e = según el material			
					a_p = 2.0 x DC				a_p = 3.0 x DC				a_p = 4.0 x DC			
ISO	Núm. MC	CMC	Material	HB	a_e	f_z	v_c m/min	v_c pie/min	a_e	f_z	v_c m/min	v_c pie/min	a_e	f_z	v_c m/min	v_c pie/min
P	P1.2.Z.AN	01.2	Acero no aleado	190	0.12 x DC	F01	250	820	0.10 x DC	F04	250	820	0.10 x DC	F07	230	755
	P2.2.Z.AN	02.2	Acero de baja aleación	240	0.10 x DC	F01	240	787	0.10 x DC	F04	240	787	0.10 x DC	F07	220	722
	P3.0.Z.HT	03.21	Acero de alta aleación	320	0.08 x DC	F01	140	459	0.08 x DC	F04	140	459	0.05 x DC	F07	120	394
M	P5.0.Z.AN	05.11	Acero inoxidable ferrítico/martensítico	200	0.08 x DC	F01	120	394	0.08 x DC	F04	120	394	0.05 x DC	F07	110	361
	M1.0.Z.AQ	05.21	Acero inoxidable austenítico	200	0.10 x DC	F02	150	492	0.10 x DC	F05	140	459	0.10 x DC	F08	125	410
	M3.2.Z.AQ	05.51	Acero inoxidable dúplex (austenítico/ferrítico)	260	0.08 x DC	F02	130	427	0.08 x DC	F05	130	427	0.08 x DC	F08	110	361
K	K1.1.C.NS	07.2	Fundición maleable	200	0.12 x DC	F01	235	771	0.10 x DC	F04	235	771	0.10 x DC	F07	215	705
	K2.1.C.UT	08.2	Fundición gris	180	0.12 x DC	F01	240	787	0.10 x DC	F04	240	787	0.10 x DC	F07	220	722
	K3.2.C.UT	09.2	Fundición nodular	215	0.12 x DC	F01	245	804	0.10 x DC	F04	245	804	0.10 x DC	F07	225	738
S	S1.0.U.AG	20.12	Superaleaciones con base de hierro	280	0.05 x DC	F03	65	213	0.05 x DC	F06	65	213	0.05 x DC	F09	60	197
	S2.0.Z.AG	20.22	Superaleaciones con base de níquel	350	0.05 x DC	F03	55	180	0.05 x DC	F06	55	180	0.05 x DC	F09	50	164
	S4.2.Z.AN	23.22	Aleaciones con base de titanio	320	0.05 x DC	F03	120	394	0.05 x DC	F06	115	377	0.05 x DC	F09	105	344

Para obtener datos de corte optimizados, consulte CoroPlus® ToolGuide.

Recomendaciones de avance

mm/diente
pulg./diente

D_c	2.000	3.000	4.000	6.000	6.350	7.938	8.000	9.525	10.000	12.000	12.700	14.000	15.875	16.000	18.000	19.050	20.000	25.000	25.400
f_z	*0.079*	*0.118*	*0.157*	*0.236*	*0.250*	*0.313*	*0.315*	*0.375*	*0.394*	*0.472*	*0.500*	*0.551*	*0.625*	*0.630*	*0.709*	*0.750*	*0.787*	*0.984*	*1.000*
F01	0.016	0.024	0.032	0.072	0.076	0.095	0.096	0.143	0.150	0.180	0.191	0.210	0.238	0.240	0.270	0.286	0.300	0.375	0.375
	0.0006	*0.0009*	*0.0013*	*0.0028*	*0.0030*	*0.0038*	*0.0038*	*0.0056*	*0.0059*	*0.0071*	*0.0075*	*0.0083*	*0.0094*	*0.0094*	*0.0106*	*0.0113*	*0.0118*	*0.0148*	*0.0148*
F02	0.012	0.018	0.024	0.060	0.064	0.079	0.080	0.124	0.130	0.156	0.165	0.182	0.206	0.208	0.234	0.248	0.260	0.325	0.325
	0.0005	*0.0007*	*0.0009*	*0.0024*	*0.0025*	*0.0031*	*0.0031*	*0.0049*	*0.0051*	*0.0061*	*0.0065*	*0.0072*	*0.0081*	*0.0082*	*0.0092*	*0.0098*	*0.0102*	*0.0128*	*0.0128*
F03	0.008	0.012	0.016	0.036	0.038	0.048	0.048	0.071	0.075	0.090	0.095	0.105	0.119	0.120	0.135	0.143	0.150	0.188	0.188
	0.0003	*0.0005*	*0.0006*	*0.0014*	*0.0015*	*0.0019*	*0.0019*	*0.0028*	*0.0030*	*0.0035*	*0.0038*	*0.0041*	*0.0047*	*0.0047*	*0.0053*	*0.0056*	*0.0059*	*0.0074*	*0.0074*
F04	-	-	-	0.072	0.076	0.086	0.086	0.114	0.120	0.144	0.152	0.168	0.191	0.192	0.216	0.229	0.240	-	-
	-	-	-	*0.0028*	*0.0030*	*0.0034*	*0.0034*	*0.0045*	*0.0047*	*0.0057*	*0.0060*	*0.0066*	*0.0075*	*0.0076*	*0.0085*	*0.0090*	*0.0094*	-	-
F05	-	-	-	0.060	0.064	0.071	0.072	0.099	0.104	0.125	0.132	0.146	0.165	0.166	0.187	0.198	0.208	-	-
	-	-	-	*0.0024*	*0.0025*	*0.0028*	*0.0028*	*0.0039*	*0.0041*	*0.0049*	*0.0052*	*0.0057*	*0.0065*	*0.0066*	*0.0074*	*0.0078*	*0.0082*	-	-
F06	-	-	-	0.036	0.038	0.048	0.048	0.057	0.060	0.072	0.076	0.084	0.095	0.096	0.108	0.114	0.120	-	-
	-	-	-	*0.0014*	*0.0015*	*0.0019*	*0.0019*	*0.0023*	*0.0024*	*0.0028*	*0.0030*	*0.0033*	*0.0038*	*0.0038*	*0.0043*	*0.0045*	*0.0047*	-	-
F07	-	-	-	0.070	0.070	0.080	0.080	0.080	0.080	0.090	0.090	0.100	0.100	0.100	0.150	0.150	0.160	0.190	0.190
	-	-	-	*0.0028*	*0.0028*	*0.0031*	*0.0031*	*0.0031*	*0.0031*	*0.0035*	*0.0035*	*0.0039*	*0.0039*	*0.0039*	*0.0059*	*0.0059*	*0.0063*	*0.0075*	*0.0075*
F08	-	-	-	0.060	0.060	0.060	0.060	0.070	0.070	0.070	0.070	0.080	0.080	0.080	0.130	0.130	0.140	0.160	0.160
	-	-	-	*0.0024*	*0.0024*	*0.0024*	*0.0024*	*0.0028*	*0.0028*	*0.0028*	*0.0028*	*0.0031*	*0.0031*	*0.0031*	*0.0051*	*0.0051*	*0.0055*	*0.0063*	*0.0063*
F09	-	-	-	0.040	0.040	0.050	0.050	0.050	0.050	0.060	0.060	0.070	0.070	0.070	0.120	0.120	0.130	0.150	0.150
	-	-	-	*0.0016*	*0.0016*	*0.0020*	*0.0020*	*0.0020*	*0.0020*	*0.0024*	*0.0024*	*0.0028*	*0.0028*	*0.0028*	*0.0047*	*0.0047*	*0.0051*	*0.0059*	*0.0059*

Recomendaciones de velocidad de corte

Optimizadas: fresa de ranurar de metal duro enteriza CoroMill® Plura para fresado lateral de alto avance

						a_e = 0.5 x DC a_p = 1.0 x DC			a_e = 0.25 x DC a_p = 1.5 x DC		
ISO	Núm. MC	CMC	Material	HB	f_z	v_c m/min	v_c pie/min	f_z	v_c m/min	v_c pie/min
P	P1.2.Z.AN	01.2	Acero no aleado	190	F11	220	804	F13	235	902
	P2.2.Z.AN	02.2	Acero de baja aleación	240	F11	175	574	F13	200	656
	P3.0.Z.HT	03.21	Acero de alta aleación	380	F11	150	574	F13	175	656
M	P5.0.Z.AN	05.11	Acero inoxidable ferrítico/martensítico	200	F11	115	574	F13	130	656
	M1.0.Z.AQ	05.21	Acero inoxidable austenítico	200	F10	120	410	F12	135	463
	M3.2.Z.AQ	05.51	Acero inoxidable dúplex (austenítico/ferrítico)	260	F10	110	377	F12	125	427
K	K1.1.C.NS	07.2	Fundición maleable	200	F11	165	541	F13	185	607
	K2.1.C.UT	08.2	Fundición gris	180	F11	275	902	F13	310	1017
	K3.2.C.UT	09.2	Fundición nodular	215	F11	165	541	F13	185	607
S	S1.0.U.AG	20.12	Superaleaciones con base de hierro	280	F10	35	115	F12	45	148
	S2.0.Z.AG	20.22	Superaleaciones con base de níquel	350	F10	35	115	F12	45	148
	S4.2.Z.AN	23.22	Aleaciones con base de titanio	320	F10	80	272	F12	95	305

Para obtener datos de corte optimizados, consulte CoroPlus® ToolGuide.

Recomendaciones de avance

mm/diente
pulg./diente

D_c	2.000	3.000	4.000	6.000	6.350	7.938	8.000	9.525	10.000	12.000	12.700	14.000	15.875	16.000	18.000	19.050	20.000	25.000	25.400
f_z	*0.079*	*0.118*	*0.157*	*0.236*	*0.250*	*0.313*	*0.315*	*0.375*	*0.394*	*0.472*	*0.500*	*0.551*	*0.625*	*0.630*	*0.709*	*0.750*	*0.787*	*0.984*	*1.000*
F10	0.003	0.005	0.008	0.013	0.013	0.020	0.020	0.027	0.027	0.035	0.035	0.040	0.050	0.050	0.055	0.060	0.060	0.080	0.080
	0.0001	*0.0002*	*0.0003*	*0.0005*	*0.0005*	*0.0008*	*0.0008*	*0.0011*	*0.0011*	*0.0014*	*0.0014*	*0.0016*	*0.0020*	*0.0020*	*0.0022*	*0.0024*	*0.0024*	*0.0031*	*0.0031*
F11	0.004	0.008	0.012	0.020	0.020	0.030	0.030	0.040	0.040	0.050	0.050	0.060	0.070	0.070	0.080	0.090	0.090	0.115	0.115
	0.0002	*0.0003*	*0.0005*	*0.0008*	*0.0008*	*0.0012*	*0.0012*	*0.0016*	*0.0016*	*0.0020*	*0.0020*	*0.0024*	*0.0028*	*0.0028*	*0.0031*	*0.0035*	*0.0035*	*0.0045*	*0.0045*
F12	0.004	0.007	0.011	0.017	0.017	0.027	0.027	0.036	0.036	0.047	0.047	0.053	0.067	0.067	0.073	0.080	0.080	0.106	0.106
	0.0002	*0.0003*	*0.0004*	*0.0007*	*0.0007*	*0.0011*	*0.0011*	*0.0014*	*0.0014*	*0.0019*	*0.0019*	*0.0021*	*0.0026*	*0.0026*	*0.0029*	*0.0031*	*0.0031*	*0.0042*	*0.0042*
F13	0.005	0.011	0.016	0.027	0.027	0.040	0.040	0.053	0.053	0.067	0.067	0.080	0.093	0.093	0.011	0.120	0.120	0.153	0.153
	0.0002	*0.0004*	*0.0006*	*0.0010*	*0.0010*	*0.0016*	*0.0016*	*0.0021*	*0.0021*	*0.0026*	*0.0026*	*0.0031*	*0.0037*	*0.0037*	*0.0004*	*0.0047*	*0.0047*	*0.0060*	*0.0060*

					a_e = 0.1 x DC a_p = 2.0 x DC			a_e = 0.4 x DC a_p = 1.0 x DC		
ISO	Núm. MC	Material	HB	f_z	v_c m/min	v_c pie/min	f_z	v_c m/min	v_c pie/min
S	S2.0.Z.AG	Aleaciones con base de níquel	350	F14	35	115	F15	20	66
	S2.0.Z.AN		250	F16	50	164	F17	30	98
	S4.3.Z.AN	Aleaciones con base de titanio	330	F18	110	361	F19	44	144
	S4.4.Z.AN		410	F18	50	164	F19	30	98

Para obtener datos de corte optimizados, consulte CoroPlus® ToolGuide.

Recomendaciones de avance

mm/diente
pulg./diente

D_c	4.000	4.765	5.000	6.000	6.350	8.000	9.525	10.000	12.000	12.700	14.000	15.875	16.000	18.000	19.050	20.000	25.000	25.400	31.750	32.000
f_z	*0.157*	*0.188*	*0.197*	*0.236*	*0.250*	*0.315*	*0.375*	*0.394*	*0.472*	*0.500*	*0.551*	*0.625*	*0.630*	*0.709*	*0.750*	*0.787*	*0.984*	*1.000*	*1.250*	*1.260*
F14	0.020	0.024	0.025	0.030	0.032	0.040	0.048	0.050	0.060	0.064	0.070	0.079	0.080	0.090	0.095	0.100	0.013			
	0.0008	*0.0009*	*0.001*	*0.0012*	*0.0013*	*0.0016*	*0.0019*	*0.0020*	*0.0024*	*0.0025*	*0.0028*	*0.0031*	*0.0031*	*0.0035*	*0.0038*	*0.0039*	*0.0049*			
F15	0.013	0.015	0.016	0.019	0.020	0.025	0.030	0.031	0.038	0.040	0.044	0.050	0.050	0.056	0.060	0.063	0.078			
	0.0005	*0.0006*	*0.0006*	*0.0007*	*0.0008*	*0.0010*	*0.0012*	*0.0012*	*0.0015*	*0.0016*	*0.0017*	*0.0020*	*0.0020*	*0.0022*	*0.0023*	*0.0025*	*0.0031*			
F16	0.026	0.031	0.033	0.039	0.041	0.052	0.062	0.065	0.078	0.083	0.091	0.103	0.104	0.117	0.124	0.130	0.163			
	0.0010	*0.0012*	*0.0013*	*0.0015*	*0.0016*	*0.0020*	*0.0024*	*0.0026*	*0.0031*	*0.0033*	*0.0036*	*0.0041*	*0.0041*	*0.0046*	*0.0049*	*0.0051*	*0.0064*			
F17	0.016	0.019	0.02	0.024	0.026	0.033	0.039	0.041	0.049	0.052	0.057	0.064	0.065	0.073	0.077	0.081	0.102			
	0.0006	*0.0008*	*0.0008*	*0.0010*	*0.0010*	*0.0013*	*0.0015*	*0.0016*	*0.0019*	*0.0020*	*0.0022*	*0.0025*	*0.0026*	*0.0029*	*0.0030*	*0.0032*	*0.0040*			
F18	0.028	0.033	0.034	0.041	0.044	0.055	0.065	0.069	0.083	0.087	0.096	0.109	0.111	0.124	0.131	0.138	0.172	0.175	0.218	0.22
	0.0011	*0.0013*	*0.0014*	*0.0016*	*0.0017*	*0.0022*	*0.0026*	*0.0027*	*0.0032*	*0.0034*	*0.0038*	*0.0043*	*0.0043*	*0.0049*	*0.0052*	*0.0054*	*0.0068*	*0.0069*	*0.0086*	*0.0087*
F19	0.015	0.018	0.019	0.023	0.024	0.030	0.036	0.038	0.045	0.048	0.053	0.060	0.060	0.068	0.071	0.075	0.094	0.095	0.119	0.12
	0.0006	*0.0007*	*0.0007*	*0.0009*	*0.0009*	*0.0012*	*0.0014*	*0.0015*	*0.0018*	*0.0019*	*0.0021*	*0.0023*	*0.0024*	*0.0027*	*0.0028*	*0.0030*	*0.0037*	*0.0038*	*0.0047*	*0.0047*

SPA

Recomendaciones de velocidad de corte

Optimizadas: fresa de ranurar enteriza de metal duro CoroMill® Plura para fresado lateral de alto avance

Optimizadas: cabeza de metal duro enteriza CoroMill® 316 para planeado de alto avance





						a_e = 0.5 x DC	
						a_p = 0.1 x DC	
ISO	**Núm. MC**	**CMC**	**Material**	**HB**	f_z	v_c m/min	v_c pie/min
P	P1.2.Z.AN	01.2	Acero no aleado	190	G01	110	361
	P2.2.Z.AN	02.2	Acero de baja aleación	240	G01	100	328
	P3.0.Z.HT	03.21	Acero de alta aleación	380	G01	60	197
M	P5.0.Z.AN	05.11	Acero inoxidable ferrítico/martensítico	200	G01	50	164
	M1.0.Z.AQ	05.21	Acero inoxidable austenítico	200	G01	60	197
	M3.2.Z.AQ	05.51	Acero inoxidable dúplex (austenítico/ferrítico)	260	G01	50	164
K	K1.1.C.NS	07.2	Fundición maleable	200	G01	120	394
	K2.1.C.UT	08.2	Fundición gris	180	G01	120	394
	K3.2.C.UT	09.2	Fundición nodular	215	G01	110	361
S	S1.0.U.AG	20.12	Superaleaciones con base de hierro	280	G01	50	165
	S2.0.Z.AG	20.22	Superaleaciones con base de níquel	350	G01	35	115
	S4.2.Z.AN	23.22	Aleaciones con base de titanio	320	G01	75	246
H	H1.1.Z.HA	04.1	Acero - Nivel de dureza 50	50HRC	G02	110	361
	H1.2.Z.HA	04.1	Acero - Nivel de dureza 55	55HRC	G02	110	361
	H1.3.Z.HA	04.1	Acero - Nivel de dureza 60	60HRC	G02	60	197

Para obtener datos de corte optimizados, consulte CoroPlus® ToolGuide.

Recomendaciones de avance

mm/diente
pulg./diente

D_c	4.000	6.000	6.000	10.000	12.000	16.000	20.000
f_z	*0.157*	*0.236*	*0.236*	*0.394*	*0.472*	*0.630*	*0.787*
G01	0.100	0.160	0.250	0.300	0.350	0.500	0.700
	0.0039	*0.0063*	*0.0098*	*0.0118*	*0.0138*	*0.0197*	*0.0276*
G02	0.080	0.130	0.200	0.240	0.280	0.400	0.560
	0.0031	*0.0051*	*0.0079*	*0.0094*	*0.0110*	*0.0157*	*0.0220*

Recomendaciones de velocidad de corte

Optimizadas: fresa de ranurar de metal duro enteriza CoroMill® para fresado estable en múltiples operaciones

Optimizadas: cabeza enteriza de metal duro CoroMill® 316 para fresado estable en múltiples operaciones



						a_e = 1.0 x DC			a_e = 0.5 x DC			a_e = 0.1 x DC		
						a_p = 0.5 x DC			a_p = 1.0 x DC			a_p = 1.5 x DC		
ISO	Núm. MC	CMC	Material	HB	f_z	v_c m/min	v_c pie/min	f_z	v_c m/min	v_c pie/min	f_z	v_c m/min	v_c pie/min
P	P1.2.Z.AN	01.2	Acero no aleado	190	K01	165	541	K02	215	705	K03	305	1001
	P2.2.Z.AN	02.2	Acero de baja aleación	240	K01	125	410	K02	160	525	K03	220	722
	P3.0.Z.HT	03.21	Acero de alta aleación	380	K01	75	246	K02	95	312	K03	130	427
M	P5.0.Z.AN	05.11	Acero inoxidable ferrítico/martensítico	200	K01	45	148	K02	65	213	K03	85	279
	M1.0.Z.AQ	05.21	Acero inoxidable austenítico	200	K05	60	197	K06	75	246	K07	110	361
	M3.2.Z.AQ	05.51	Acero inoxidable dúplex (austenítico/ferrítico)	260	K05	45	148	K06	65	213	K07	85	279
K	K1.1.C.NS	07.2	Fundición maleable	200	K01	135	443	K02	170	558	K03	240	787
	K2.1.C.UT	08.2	Fundición gris	180	K01	135	443	K02	165	541	K03	240	787
	K3.2.C.UT	09.2	Fundición nodular	215	K01	125	410	K02	150	492	K03	215	705
S	S1.0.U.AG	20.12	Superaleaciones con base de hierro	280	K05	25	82	K06	35	115	K07	60	197
	S2.0.Z.AG	20.22	Superaleaciones con base de níquel	350	K08	25	82	K08	35	115	K08	60	197
	S4.2.Z.AN	23.22	Aleaciones con base de titanio	320	K05	40	131	K06	55	180	K07	95	312
H	H1.1.Z.HA	04.1	Acero - Nivel de dureza 50	50HRC	K05	50	164	K06	80	262	K07	90	295
	H1.2.Z.HA	04.1	Acero - Nivel de dureza 55	55HRC	K05	50	164	K06	80	262	K07	90	295
	H1.3.Z.HA	04.1	Acero - Nivel de dureza 60	60HRC	K05	30	98	K06	50	164	K07	50	164

Para obtener datos de corte optimizados, consulte CoroPlus® ToolGuide.

Recomendaciones de avance

mm/diente
pulg./diente

D_c	2.000	3.000	4.000	6.000	6.350	7.938	8.000	9.525	10.000	12.000	12.700	14.000	15.875	16.000	19.050	20.000	25.000	25.400
f_z	*0.079*	*0.118*	*0.157*	*0.236*	*0.250*	*0.313*	*0.315*	*0.375*	*0.394*	*0.472*	*0.500*	*0.551*	*0.625*	*0.630*	*0.750*	*0.787*	*0.984*	*1*
K01	0.020	0.020	0.020	0.030	0.030	0.050	0.050	0.060	0.060	0.070	0.070	0.080	0.090	0.090	0.100	0.100	0.100	0.100
	0.0008	*0.0008*	*0.0008*	*0.0012*	*0.0012*	*0.0020*	*0.0020*	*0.0024*	*0.0024*	*0.0028*	*0.0028*	*0.0031*	*0.0035*	*0.0035*	*0.0039*	*0.0039*	*0.0039*	*0.0039*
K02	0.02	0.030	0.030	0.040	0.040	0.070	0.070	0.100	0.100	0.100	0.100	0.100	0.120	0.120	0.120	0.140	0.160	0.160
	0.0008	*0.0012*	*0.0012*	*0.0016*	*0.0016*	*0.0028*	*0.0028*	*0.0039*	*0.0039*	*0.0039*	*0.0039*	*0.0039*	*0.0047*	*0.0047*	*0.0047*	*0.0055*	*0.0063*	*0.0063*
K03	0.03	0.040	0.050	0.070	0.070	0.100	0.100	0.120	0.120	0.120	0.120	0.120	0.120	0.120	0.180	0.200	0.200	0.200
	0.0012	*0.0016*	*0.0020*	*0.0028*	*0.0028*	*0.0039*	*0.0039*	*0.0047*	*0.0047*	*0.0047*	*0.0047*	*0.0047*	*0.0047*	*0.0047*	*0.0071*	*0.0079*	*0.0079*	*0.0079*
K04	0.02	0.020	0.020	0.020	0.020	0.040	0.040	0.050	0.050	0.060	0.060	0.060	0.070	0.070	0.080	0.080	0.080	0.080
	0.0008	*0.0008*	*0.0008*	*0.0008*	*0.0008*	*0.0016*	*0.0016*	*0.0020*	*0.0020*	*0.0024*	*0.0024*	*0.0024*	*0.0028*	*0.0028*	*0.0031*	*0.0031*	*0.0031*	*0.0031*
K05	0.02	0.020	0.020	0.040	0.040	0.060	0.060	0.080	0.080	0.080	0.080	0.080	0.100	0.100	0.100	0.110	0.130	0.130
	0.0008	*0.0008*	*0.0008*	*0.0016*	*0.0016*	*0.0024*	*0.0024*	*0.0031*	*0.0031*	*0.0031*	*0.0031*	*0.0031*	*0.0039*	*0.0039*	*0.0039*	*0.0043*	*0.0051*	*0.0051*
K06	0.02	0.030	0.040	0.060	0.060	0.080	0.080	0.100	0.100	0.100	0.100	0.100	0.100	0.120	0.140	0.160	0.160	0.160
	0.0008	*0.0012*	*0.0016*	*0.0024*	*0.0024*	*0.0031*	*0.0031*	*0.0039*	*0.0039*	*0.0039*	*0.0039*	*0.0039*	*0.0039*	*0.0047*	*0.0055*	*0.0063*	*0.0063*	*0.0063*
K07	0.015	0.015	0.02	0.02	0.02	0.025	0.025	0.03	0.031	0.038	0.040	0.045	0.050	0.050	0.060	0.063	0.078	0.078
	0.0006	*0.0006*	*0.0008*	*0.0008*	*0.0008*	*0.0010*	*0.0010*	*0.0012*	*0.0012*	*0.0015*	*0.0016*	*0.0018*	*0.0020*	*0.0020*	*0.0024*	*0.0025*	*0.0031*	*0.0031*

SPA

Recomendaciones de velocidad de corte

Optimizadas: fresa de ranurar de metal duro enteriza CoroMill® Plura para fresado de piezas duras



					a_e = 1.0 x DC			a_e = 0.1 x DC			a_e = 0.05 X DC		
					a_p = 0.1 x DC			a_p = 1.0 x DC			a_p = 1.5 x DC		
ISO	Núm. MC	CMC	Material	HB	f_z	v_c m/min	v_c pie/min	f_z	v_c m/min	v_c pie/min	f_z	v_c m/min	v_c pie/min
P	P3.0.Z.HT	03.21	Acero de alta aleación	380	H01	140	459	H02	225	738	H03	250	820
H	H1.1.Z.HA	04.1	Acero - Nivel de dureza 50	50HRC	H04	110	361	H05	185	607	H06	205	673
	H1.2.Z.HA	04.1	Acero - Nivel de dureza 55	55HRC	H04	125	410	H05	215	705	H06	245	804
	H1.3.Z.HA	04.1	Acero - Nivel de dureza 60	60HRC	H04	75	246	H05	130	427	H06	145	476

Para obtener datos de corte optimizados, consulte CoroPlus® ToolGuide.

Recomendaciones de avance

mm/diente
pulg./diente

D_c	2.000	3.000	4.000	6.000	6.350	8.000	9.525	10.000	12.000	16.000
f_z	*0.079*	*0.118*	*0.157*	*0.236*	*0.250*	*0.315*	*0.375*	*0.394*	*0.472*	*0.630*
H01	0.020	0.020	0.020	0.030	0.030	0.050	0.060	0.060	0.070	0.090
	0.0008	*0.0008*	*0.0008*	*0.0012*	*0.0012*	*0.0020*	*0.0024*	*0.0024*	*0.0028*	*0.0035*
H02	0.030	0.040	0.050	0.070	0.070	0.100	0.120	0.120	0.120	0.120
	0.0012	*0.0016*	*0.0020*	*0.0028*	*0.0028*	*0.0039*	*0.0047*	*0.0047*	*0.0047*	*0.0047*
H03	0.030	0.050	0.060	0.080	0.080	0.120	0.150	0.150	0.150	0.160
	0.0012	*0.0020*	*0.0024*	*0.0031*	*0.0031*	*0.0047*	*0.0059*	*0.0059*	*0.0059*	*0.0063*
H04	0.020	0.020	0.020	0.020	0.020	0.040	0.050	0.050	0.060	0.070
	0.0008	*0.0008*	*0.0008*	*0.0008*	*0.0008*	*0.0016*	*0.0020*	*0.0020*	*0.0024*	*0.0028*
H05	0.020	0.030	0.040	0.060	0.060	0.080	0.100	0.100	0.100	0.120
	0.0008	*0.0012*	*0.0016*	*0.0024*	*0.0024*	*0.0031*	*0.0039*	*0.0039*	*0.0039*	*0.0047*
H06	0.030	0.040	0.050	0.060	0.060	0.100	0.120	0.120	0.120	0.140
	0.0012	*0.0016*	*0.0020*	*0.0024*	*0.0024*	*0.0039*	*0.0047*	*0.0047*	*0.0047*	*0.0055*

Recomendaciones de velocidad de corte

Fresa de ranurar cerámica enteriza CoroMill® Plura para desbaste a alta velocidad

Cabeza cerámica soldada CoroMill® 316 para desbaste a alta velocidad

												
						a_e = 0.1 x DC			a_e = 0.075 x DC			
						a_p = 1.5 x DC Voladizo 4 x d			a_p = 1.5 x DC Voladizo 6 x d			
ISO	Núm. MC	CMC	Material	HB	ZEFP	f_z	v_c m/min	v_c pie/min	f_z	v_c m/min	v_c pie/min
S	S2.0.Z.AG	20.22	Superaleaciones con base de níquel	350	4	P02	600-1000	1698-3280	P01	600-700	1968-2296
					6	P01	600-1000	1698-3280	P01	600-700	1968-2296

Para obtener datos de corte optimizados, consulte CoroPlus® ToolGuide.

Recomendaciones de avance

mm/diente
pulg./diente

D_c	10	12
f_z	*0.394*	*0.472*
P01	0.02	0.02
	0.0008	*0.0008*
P02	0.07	0.09
	0.0028	*0.0035*

Cabeza de metal duro enteriza CoroMill® 316 para fresado lateral con alto avance

											
						a_e = 0.1 x DC			a_e = 0.075 x DC		
						a_p = 1.5 x DC Voladizo 4 x d			a_p = 1.5 x DC Voladizo 6 x d		
ISO	Núm. MC	CMC	Material	HB	f_z	v_c m/min	v_c pie/min	f_z	v_c m/min	v_c pie/min
S	S4.3.Z.AN		Aleaciones con base de titanio	320	Q01	100	328	Q01	90	295
	S4.4.Z.AN		Aleaciones con base de titanio	410	Q01	50	164	Q01	45	145

Para obtener datos de corte optimizados, consulte CoroPlus® ToolGuide.

Recomendaciones de avance

mm/diente
pulg./diente

D_c	9.525	10	12	12.7	15.875	16	19.05	20	25	25.4
f_z	*0.375*	*0.394*	*0.472*	*0.50*	*0.625*	*0.630*	*0.75*	*0.787*	*0.984*	*1.00*
Q01	0.057	0.057	0.066	0.066	0.076	0.076	0.095	0.095	0.123	0.123
	0.0022	*0.0022*	*0.0026*	*0.0026*	*0.003*	*0.003*	*0.0037*	*0.0037*	*0.0049*	*0.0049*

SPA

Recomendaciones de velocidad de corte

Optimizadas: fresa de ranurar de metal duro enteriza CoroMill® Plura para gran volumen de eliminación de viruta

Optimizadas: cabeza enteriza de metal duro CoroMill® 316 para gran volumen de eliminación de viruta



					a_e = 1.0 x DC			a_e = 0.5 x DC			a_e = 0.1 x DC		
					a_p = 0.5 x DC			a_p = 1.0 x DC			a_p = 1.5 x DC		
ISO	**Núm. MC**	**CMC**	**Material**	**HB**	f_z	v_c m/min	v_c pie/min	f_z	v_c m/min	v_c pie/min	f_z	v_c m/min	v_c pie/min
N	N1.2.Z.AG	30.12	Aleaciones con base de aluminio	100	I01	800	2625	I02	980	3215	I03	1120	3675
	N1.3.C.UT	30.21	Aleaciones con base de aluminio	75	I01	270	886	I02	360	1181	I03	480	1575
	N1.4.C.NS	30.42	Aleaciones con base de aluminio	130	I01	100	328	I02	130	427	I03	190	623
	N3.2.C.UT	33.2	Cobre y aleaciones de cobre	90	I01	150	492	I02	200	656	I03	290	951
O	O7.0.S.UT		Grafito		-	-	-	I04	450	1476	I05	500	1640

Para obtener datos de corte optimizados, consulte CoroPlus® ToolGuide.

Recomendaciones de avance

mm/diente
pulg./diente

D_c	1.000	2.000	3.000	4.000	6.000	8.000	10.000	12.000	14.000	16.000	18.000	18.000
f_z	*0.039*	*0.079*	*0.118*	*0.157*	*0.236*	*0.315*	*0.394*	*0.472*	*0.551*	*0.630*	*0.709*	*0.709*
I01	0.020	0.040	0.040	0.040	0.072	0.110	0.130	0.150	0.180	0.200	0.220	0.220
	0.0008	*0.0016*	*0.0016*	*0.0016*	*0.0028*	*0.0043*	*0.0051*	*0.0059*	*0.0071*	*0.0079*	*0.0087*	*0.0087*
I02	0.030	0.060	0.070	0.070	0.100	0.170	0.220	0.220	0.220	0.260	0.260	0.310
	0.0012	*0.0024*	*0.0028*	*0.0028*	*0.0039*	*0.0067*	*0.0087*	*0.0087*	*0.0087*	*0.0102*	*0.0102*	*0.0122*
I03	0.040	0.070	0.070	0.110	0.150	0.200	0.260	0.260	0.260	0.260	0.330	0.440
	0.0016	*0.0028*	*0.0028*	*0.0043*	*0.0059*	*0.0079*	*0.0102*	*0.0102*	*0.0102*	*0.0102*	*0.0130*	*0.0173*
I04	0.010	0.010	0.010	0.020	0.020	0.030	0.040	0.050	0.060	0.070	-	-
	0.0004	*0.0004*	*0.0004*	*0.0008*	*0.0008*	*0.0012*	*0.0016*	*0.0020*	*0.0024*	*0.0028*	-	-
I05	0.010	0.020	0.020	0.030	0.040	0.060	0.080	0.100	0.120	0.140	-	-
	0.0004	*0.0008*	*0.0008*	*0.0012*	*0.0016*	*0.0024*	*0.0031*	*0.0039*	*0.0047*	*0.0055*	-	-

Recomendaciones de velocidad de corte

Optimizadas: fresa de ranurar enteriza de metal duro CoroMill® Plura para desbaste con rompevirutas

Optimizadas: cabeza de metal duro enteriza CoroMill® 316 para desbaste con rompevirutas



						a_e = 1.0 x DC			a_e = 0.5 x DC			a_e = 0.1 x DC		
						a_p = 0.5 x DC			a_p = 1.0 x DC			a_p = 1.5 x DC		
ISO	Núm. MC	CMC	Material	HB	f_z	v_c m/min	v_c pie/min	f_z	v_c m/min	v_c pie/min	f_z	v_c m/min	v_c pie/min
P	P1.2.Z.AN	01.2	Acero no aleado	190	L01	170	558	L02	220	722	L03	315	1033
	P2.2.Z.AN	02.2	Acero de baja aleación	240	L01	120	394	L02	160	525	L03	230	755
	P3.0.Z.HT	03.21	Acero de alta aleación	380	L01	80	262	L02	100	328	L03	140	459
M	P5.0.Z.AN	05.11	Acero inoxidable ferrítico/martensítico	200	L01	50	164	L02	65	213	L03	95	312
	M1.0.Z.AQ	05.21	Acero inoxidable austenítico	200	L04	60	197	L05	75	246	L06	115	377
	M3.2.Z.AQ	05.51	Acero inoxidable dúplex (austenítico/ferrítico)	260	L04	50	164	L05	65	213	L06	95	312
K	K1.1.C.NS	07.2	Fundición maleable	200	L01	130	427	L02	170	558	L03	245	804
	K2.1.C.UT	08.2	Fundición gris	180	L01	130	427	L02	170	558	L03	245	804
	K3.2.C.UT	09.2	Fundición nodular	215	L01	115	377	L02	155	509	L03	220	722
N	N1.2.Z.AG	30.12	Aleaciones con base de aluminio	100	L08	1270	4167	L09	1610	5282	L07	2150	7054
	N1.3.C.UT	30.21	Aleaciones con base de aluminio	75	L08	310	1017	L09	380	1247	L07	540	1772
	N1.4.C.NS	30.42	Aleaciones con base de aluminio	130	L08	110	361	L09	150	492	L07	220	722
	N3.2.C.UT	33.2	Cobre y aleaciones de cobre	90	L08	170	558	L09	230	755	L07	320	1050
S	S1.0.U.AG	20.12	Superaleaciones con base de hierro	280	L04	20	66	L05	30	98	L06	50	164
	S2.0.Z.AG	20.22	Superaleciones con base de níquel	350	L04	20	66	L05	30	98	L06	50	164
	S4.2.Z.AN	23.22	Aleaciones con base de titanio	320	L04	50	164	L05	80	262	L06	130	427

Para obtener datos de corte optimizados, consulte CoroPlus® ToolGuide.

Recomendaciones de avance

mm/diente
pulg./diente

D_c	6	8	9.525	10	12	12.7	14	15.875	16	18	20	25	25.4
f_z	*0.236*	*0.315*	*0.375*	*0.394*	*0.472*	*0.500*	*0.551*	*0.625*	*0.630*	*0.709*	*0.787*	*0.984*	*1.000*
L01	0.030	0.050	0.060	0.060	0.070	0.070	0.080	0.090	0.090	0.100	0.100	0.100	0.100
	0.0012	*0.0020*	*0.0024*	*0.0024*	*0.0028*	*0.0028*	*0.0031*	*0.0035*	*0.0035*	*0.0039*	*0.0039*	*0.0039*	*0.0039*
L02	0.040	0.070	0.100	0.100	0.100	0.100	0.100	0.120	0.120	0.120	0.140	0.160	0.160
	0.0016	*0.0028*	*0.0039*	*0.0039*	*0.0039*	*0.0039*	*0.0039*	*0.0047*	*0.0047*	*0.0047*	*0.0055*	*0.0063*	*0.0063*
L03	0.070	0.100	0.120	0.120	0.120	0.120	0.120	0.120	0.120	0.150	0.200	0.200	0.200
	0.0028	*0.0039*	*0.0047*	*0.0047*	*0.0047*	*0.0047*	*0.0047*	*0.0047*	*0.0047*	*0.0059*	*0.0079*	*0.0079*	*0.0079*
L04	0.020	0.040	0.050	0.050	0.060	0.060	0.060	0.070	0.070	0.080	0.080	0.080	0.080
	0.0008	*0.0016*	*0.0020*	*0.0020*	*0.0024*	*0.0024*	*0.0024*	*0.0028*	*0.0028*	*0.0031*	*0.0031*	*0.0031*	*0.0031*
L05	0.040	0.060	0.080	0.080	0.080	0.080	0.080	0.100	0.100	0.100	0.110	0.130	0.130
	0.0016	*0.0024*	*0.0031*	*0.0031*	*0.0031*	*0.0031*	*0.0031*	*0.0039*	*0.0039*	*0.0039*	*0.0043*	*0.0051*	*0.0051*
L06	0.060	0.080	0.100	0.100	0.100	0.100	0.100	0.100	0.120	0.120	0.160	0.160	0.160
	0.0024	*0.0031*	*0.0039*	*0.0039*	*0.0039*	*0.0039*	*0.0039*	*0.0039*	*0.0047*	*0.0047*	*0.0063*	*0.0063*	*0.0063*
L07	0.150	0.200	0.260	0.260	0.260	0.260	0.260	0.260	0.260	0.330	0.440	0.440	0.440
	0.0059	*0.0079*	*0.0102*	*0.0102*	*0.0102*	*0.0102*	*0.0102*	*0.0102*	*0.0102*	*0.0130*	*0.0173*	*0.0173*	*0.0173*
L08	0.070	0.110	0.130	0.130	0.150	0.150	0.180	0.200	0.200	0.220	0.220	0.220	0.220
	0.0028	*0.0043*	*0.0051*	*0.0051*	*0.0059*	*0.0059*	*0.0071*	*0.0079*	*0.0079*	*0.0087*	*0.0087*	*0.0087*	*0.0087*
L09	0.100	0.160	0.220	0.220	0.220	0.220	0.220	0.260	0.260	0.260	0.310	0.350	0.350
	0.0039	*0.0063*	*0.0087*	*0.0087*	*0.0087*	*0.0087*	*0.0087*	*0.0102*	*0.0102*	*0.0102*	*0.0122*	*0.0138*	*0.0138*

SPA

Recomendaciones de velocidad de corte

Optimizadas: fresa de ranurar enteriza de metal duro CoroMill® Plura para acabado

Optimizadas: cabeza de metal duro enteriza CoroMill® 316 para acabado



					a_e = 0.1 x DC			a_e = 0.05 x DC				
					a_p = 1.0 x DC			a_p = 1.5 x DC				
ISO	Núm. MC	CMC	Material	HB	f_z	v_c m/min	v_c pie/min	f_z	v_c m/min	v_c pie/min		
P	P1.2.Z.AN	01.2	Acero no aleado	190	J01	280	919	J02	330	1083		
	P2.2.Z.AN	02.2	Acero de baja aleación	240	J01	205	673	J02	240	787		
	P3.0.Z.HT	03.21	Acero de alta aleación	380	J01	120	394	J02	140	459		
M	P5.0.Z.AN	05.11	Acero inoxidable ferrítico/martensítico	200	J01	80	262	J02	95	312		
	M1.0.Z.AQ	05.21	Acero inoxidable austenítico	200	J03	100	328	J04	115	377		
	M3.2.Z.AQ	05.51	Acero inoxidable dúplex (austenítico/ferrítico)	260	J03	80	262	J04	95	312		
K	K1.1.C.NS	07.2	Fundición maleable	200	J01	220	722	J04	255	837		
	K2.1.C.UT	08.2	Fundición gris	180	J01	220	722	J02	255	837		
	K3.2.C.UT	09.2	Fundición nodular	215	J01	140	459	J02	165	541		
S	S1.0.U.AG	20.12	Superaleaciones con base de hierro	280	J03	50	164	J04	60	197		
	S2.0.Z.AG	20.22	Superaleaciones con base de níquel	350	J03	50	164	J04	60	197		
	S4.2.Z.AN	23.22	Aleaciones con base de titanio	320	J03	80	262	J04	95	312		
H	H1.1.Z.HA	04.1	Acero - Nivel de dureza 50	50HRC	J03	120	394	J04	140	459		
	H1.2.Z.HA	04.1	Acero - Nivel de dureza 55	55HRC	J03	120	394	J04	140	459		
	H1.3.Z.HA	04.1	Acero - Nivel de dureza 60	60HRC	J03	70	230	J04	80	262		

Para obtener datos de corte optimizados, consulte CoroPlus® ToolGuide.

Recomendaciones de avance

mm/diente
pulg./diente

D_c	3.000	4.000	6.000	6.350	7.938	8.000	9.525	10.000	12.000	12.700	14.000	15.875	16.000	18.000	19.050	20.000	25.000	25.400
f_z	*0.118*	*0.157*	*0.236*	*0.250*	*0.313*	*0.315*	*0.375*	*0.394*	*0.472*	*0.500*	*0.551*	*0.625*	*0.630*	*0.709*	*0.750*	*0.787*	*0.984*	*1.000*
J01	0.040	0.050	0.070	0.070	0.100	0.100	0.120	0.120	0.120	0.120	0.120	0.120	0.120	0.150	0.180	0.200	0.200	0.200
	0.0016	*0.0020*	*0.0028*	*0.0028*	*0.0039*	*0.0039*	*0.0047*	*0.0047*	*0.0047*	*0.0047*	*0.0047*	*0.0047*	*0.0047*	*0.0059*	*0.0071*	*0.0079*	*0.0079*	*0.0079*
J02	0.050	0.060	0.080	0.080	0.120	0.120	0.150	0.150	0.150	0.150	0.150	0.160	0.160	0.180	0.200	0.200	0.250	0.250
	0.0020	*0.0024*	*0.0031*	*0.0031*	*0.0047*	*0.0047*	*0.0059*	*0.0059*	*0.0059*	*0.0059*	*0.0059*	*0.0063*	*0.0063*	*0.0071*	*0.0079*	*0.0079*	*0.0098*	*0.0098*
J03	0.030	0.040	0.060	0.060	0.080	0.080	0.100	0.100	0.100	0.100	0.100	0.100	0.120	0.120	0.140	0.160	0.160	0.160
	0.0012	*0.0016*	*0.0024*	*0.0024*	*0.0031*	*0.0031*	*0.0039*	*0.0039*	*0.0039*	*0.0039*	*0.0039*	*0.0039*	*0.0047*	*0.0047*	*0.0055*	*0.0063*	*0.0063*	*0.0063*
J04	0.040	0.050	0.060	0.060	0.100	0.100	0.120	0.120	0.120	0.120	0.120	0.140	0.140	0.150	0.160	0.160	0.200	0.200
	0.0016	*0.0020*	*0.0024*	*0.0024*	*0.0039*	*0.0039*	*0.0047*	*0.0047*	*0.0047*	*0.0047*	*0.0047*	*0.0055*	*0.0055*	*0.0059*	*0.0063*	*0.0063*	*0.0079*	*0.0079*

Recomendaciones de velocidad de corte

Optimizadas: fresa de ranurar de metal duro enteriza CoroMill® Plura para micro-fresado

Optimizadas: fresa de ranurar de punta esférica enteriza de metal duro CoroMill® Plura para micro-fresado





					a_e = 1.0 x DC a_p = 0.5 x DC			a_e = 0.5 x DC a_p = 1.0 x DC			a_e = 0.25 x DC a_p = 1.0 x DC			a_e = 0.05 x DC a_p = 0.05 x DC		
ISO	Núm. MC	CMC	Material	HB	f_z	v_c m/min	v_c pie/min	f_z	v_c m/min	v_c pie/min	f_z	v_c m/min	v_c pie/min	f_z	vc m/min	v_c pie/min
P	P1.2.Z.AN	01.2	Acero no aleado	190	M01	140	459	M02	195	640	M08	215	705	M03	330	1083
	P2.2.Z.AN	02.2	Acero de baja aleación	240	M01	115	377	M02	160	525	M08	175	574	M03	240	787
	P3.0.Z.HT	03.21	Acero de alta aleación	380	M01	80	262	M02	90	295	M08	100	328	M03	140	459
M	P5.0.Z.AN	05.11	Acero inoxidable ferrítico/martensítico	200	M01	70	230	M02	80	262	M08	90	295	M03	100	328
	M1.0.Z.AQ	05.21	Acero inoxidable austenítico	200	M04	90	295	M05	110	361	M11	120	394	M06	120	394
	M3.2.Z.AQ	05.51	Acero inoxidable dúplex (austenítico/ferrítico)	260	M04	70	230	M05	75	246	M11	85	279	M06	100	328
K	K1.1.C.NS	07.2	Fundición maleable	200	M01	155	509	M02	170	558	M08	185	607	M03	270	886
	K2.1.C.UT	08.2	Fundición gris	180	M01	160	525	M02	175	574	M08	195	640	M03	270	886
	K3.2.C.UT	09.2	Fundición nodular	215	M01	165	541	M02	180	591	M08	200	656	M03	240	787
N	N1.2.Z.AG	30.12	Aleaciones con base de aluminio	100	M09	800	2625	M10	1040	3412	M12	1145	3757	M07	1450	4757
	N1.3.C.UT	30.21	Aleaciones con base de aluminio	75	M09	640	2100	M10	830	2723	M12	915	3002	M07	1030	3379
	N1.4.C.NS	30.42	Aleaciones con base de aluminio	130	M09	200	656	M10	240	787	M12	265	869	M07	360	1181
	N3.2.C.UT	33.2	Cobre y aleaciones de cobre	90	M09	320	1050	M10	385	1263	M12	425	1394	M07	740	2428
S	S1.0.U.AG	20.12	Superaleaciones con base de hierro	280	M04	30	98	M05	40	131	M11	45	148	M06	60	197
	S2.0.Z.AG	20.22	Superaleciones con base de níquel	350	M04	30	98	M05	40	131	M11	45	148	M06	60	197
	S4.2.Z.AN	23.22	Aleaciones con base de titanio	320	M04	65	213	M05	85	279	M11	95	312	M06	110	361
H	H1.1.Z.HA	04.1	Acero - Nivel de dureza 50	50HRC	M04	40	131	M05	45	148	M11	50	164	M06	140	459
	H1.2.Z.HA	04.1	Acero - Nivel de dureza 55	55HRC	M04	20	66	M05	25	82	M11	25	82	M06	140	459
	H1.3.Z.HA	04.1	Acero - Nivel de dureza 60	60HRC	M04	10	33	M05	15	49	M11	15	49	M06	80	262

Para obtener datos de corte optimizados, consulte CoroPlus® ToolGuide.

Recomendaciones de avance

mm/diente
pulg./diente

D_c	0.500	1.000	2.000
f_z	*0.020*	*0.039*	*0.079*
M01	0.010	0.010	0.020
	0.0004	*0.0004*	*0.0008*
M02	0.010	0.010	0.020
	0.0004	*0.0004*	*0.0008*
M03	0.010	0.020	0.030
	0.0004	*0.0008*	*0.0012*
M04	0.010	0.010	0.020
	0.0004	*0.0004*	*0.0008*
M05	0.010	0.010	0.020
	0.0004	*0.0004*	*0.0008*
M06	0.015	0.020	0.030
	0.0006	*0.0008*	*0.0012*
M07	0.035	0.060	0.080
	0.0014	*0.0024*	*0.0031*
M08	0.010	0.010	0.020
	0.0004	*0.0004*	*0.0008*
M09	0.020	0.020	0.040
	0.0008	*0.0008*	*0.0016*
M10	0.020	0.030	0.060
	0.0008	*0.0012*	*0.0024*
M11	0.020	0.010	0.020
	0.0008	*0.0004*	*0.0008*
M12	-	0.030	0.060
	-	*0.0012*	*0.0024*

SPA

Recomendaciones de velocidad de corte

Optimizadas: cabeza de metal duro enteriza CoroMill® 316 para fresado con una gran cantidad de eliminación de viruta



					a_e = 1.0 x DC a_p = 0.5 x DC			a_e = 0.5 x DC a_p = 0.5 x DC			a_e = 0.1 x DC a_p = 0.75 x DC		
ISO	Núm. MC	CMC	Material	HB	f_z	v_c m/min	v_c pie/min	f_z	v_c m/min	v_c pie/min	f_z	v_c m/min	v_c pie/min
P	P1.2.Z.AN	01.2	Acero no aleado	190	O01	145	476	O02	195	640	O03	290	951
	P2.2.Z.AN	02.2	Acero de baja aleación	240	O01	110	361	O02	150	492	O03	225	738
	P3.0.Z.HT	03.21	Acero de alta aleación	380	O01	55	180	O02	75	246	O03	115	377
M	P5.0.Z.AN	05.11	Acero inoxidable ferrítico/martensítico	200	O01	75	246	O02	100	328	O03	150	492
	M1.0.Z.AQ	05.21	Acero inoxidable austenítico	200	O06	60	197	O05	85	279	O04	125	410
	M3.2.Z.AQ	05.51	Acero inoxidable dúplex (austenítico/ferrítico)	260	O06	75	246	O05	100	328	O04	150	492
K	K1.1.C.NS	07.2	Fundición maleable	200	O01	140	459	O02	185	607	O03	280	919
	K2.1.C.UT	08.2	Fundición gris	180	O01	75	246	O02	105	344	O03	155	509
	K3.2.C.UT	09.2	Fundición nodular	215	O01	110	361	O02	150	492	O03	220	722
S	S1.0.U.AG	20.12	Superaleaciones con base de hierro	280	O06	20	66	O05	25	82	O04	40	131
	S2.0.Z.AG	20.22	Superaleaciones con base de níquel	350	O06	15	49	O05	25	82	O04	35	115
	S4.2.Z.AN	23.22	Aleaciones con base de titanio	320	O06	25	82	O05	35	115	O04	50	164

Para obtener datos de corte optimizados, consulte CoroPlus® ToolGuide.

Recomendaciones de avance

mm/diente
pulg./diente

D_c	10.000	12.000	16.000
f_z	*0.394*	*0.472*	*0.630*
O01	0.070	0.080	0.110
	0.0028	*0.0031*	*0.0043*
O02	0.120	0.120	0.140
	0.0047	*0.0047*	*0.0055*
O03	0.140	0.140	0.140
	0.0055	*0.0055*	*0.0055*
O04	0.120	0.120	0.120
	0.0047	*0.0047*	*0.0047*
O05	0.075	0.090	0.120
	0.0030	*0.0035*	*0.0047*
O06	0.050	0.060	0.070
	0.0020	*0.0024*	*0.0028*

Recomendaciones de velocidad de corte

Optimizadas: fresa de ranurar de punta esférica enteriza de metal duro CoroMill® Plura para perfilado

Optimizadas: cabeza de metal duro enteriza CoroMill® 316 para perfilado







						a_e = 0.05 x DC			a_e = 0.01 x DC		
ISO	Núm. MC	CMC	Material	HB	f_z	v_c m/min	v_c pie/min	f_z	v_c m/min	v_c pie/min
P	P1.2.Z.AN	01.2	Acero no aleado	190	N01	300	984	N04	360	1181
	P2.2.Z.AN	02.2	Acero de baja aleación	240	N01	220	722	N04	265	869
	P3.0.Z.HT	03.21	Acero de alta aleación	380	N01	130	427	N04	150	492
M	P5.0.Z.AN	05.11	Acero inoxidable ferrítico/martensítico	200	N01	90	295	N05	100	328
	M1.0.Z.AQ	05.21	Acero inoxidable austenítico	200	N02	110	361	N05	130	427
	M3.2.Z.AQ	05.51	Acero inoxidable dúplex (austenítico/ferrítico)	260	N02	90	295	N04	100	328
K	K1.1.C.NS	07.2	Fundición maleable	200	N01	240	787	N04	290	951
	K2.1.C.UT	08.2	Fundición gris	180	N01	240	787	N04	290	951
	K3.2.C.UT	09.2	Fundición nodular	215	N01	215	705	N04	255	837
N	N1.2.Z.AG	30.12	Aleaciones con base de aluminio	100	N03	1765	5791	N06	1765	5791
	N1.3.C.UT	30.21	Aleaciones con base de aluminio	75	N03	755	2477	N06	910	2986
	N1.4.C.NS	30.42	Aleaciones con base de aluminio	130	N03	280	919	N06	335	1099
	N3.2.C.UT	33.2	Cobre y aleaciones de cobre	90	N03	505	1657	N06	615	2018
S	S1.0.U.AG	20.12	Superaleaciones con base de hierro	280	N02	50	164	N05	70	230
	S2.0.Z.AG	20.22	Superaleciones con base de níquel	350	N02	50	164	N05	70	230
	S4.2.Z.AN	23.22	Aleaciones con base de titanio	320	N02	100	328	N05	130	427
H	H1.1.Z.HA	04.1	Acero - Nivel de dureza 50	50HRC	N02	145	476	N05	175	574
	H1.2.Z.HA	04.1	Acero - Nivel de dureza 55	55HRC	N02	145	476	N05	175	574
	H1.3.Z.HA	04.1	Acero - Nivel de dureza 60	60HRC	N02	85	279	N05	100	328
O	O7.0.S.UT		Grafito		N03	800	2625	N06	850	2789

Para obtener datos de corte optimizados, consulte CoroPlus® ToolGuide.

Recomendaciones de avance

mm/diente
pulg./diente

D_c	1.000	2.000	3.000	4.000	6.000	6.350	7.938	8.000	9.525	10.000	12.000	12.700	16.000	20.000	25.000	25.400
f_z	*0.039*	*0.079*	*0.118*	*0.157*	*0.236*	*0.250*	*0.313*	*0.315*	*0.375*	*0.394*	*0.472*	*0.500*	*0.630*	*0.787*	*0.984*	*1.000*
N01	0.020	0.030	0.050	0.060	0.080	0.080	0.120	0.120	0.150	0.150	0.150	0.150	0.160	0.020	0.025	0.025
	0.0008	*0.0012*	*0.0020*	*0.0024*	*0.0031*	*0.0031*	*0.0047*	*0.0047*	*0.0059*	*0.0059*	*0.0059*	*0.0059*	*0.0063*	*0.0079*	*0.0098*	*0.0098*
N02	0.020	0.030	0.040	0.050	0.060	0.060	0.100	0.100	0.120	0.120	0.120	0.120	0.140	0.016	0.020	0.020
	0.0008	*0.0012*	*0.0016*	*0.0020*	*0.0024*	*0.0024*	*0.0039*	*0.0039*	*0.0047*	*0.0047*	*0.0047*	*0.0047*	*0.0055*	*0.0630*	*0.0079*	*0.0790*
N03	0.060	0.080	0.100	0.130	0.180	0.180	0.260	0.260	0.330	0.330	0.330	0.330	0.380	0.440	0.500	0.500
	0.0024	*0.0031*	*0.0039*	*0.0051*	*0.0071*	*0.0071*	*0.0102*	*0.0102*	*0.0130*	*0.0130*	*0.0130*	*0.0130*	*0.0150*	*0.0173*	*0.0197*	*0.0197*
N04	0.030	0.050	0.080	0.100	0.120	0.120	0.150	0.150	0.200	0.200	0.200	0.200	0.200	0.250	0.250	0.250
	0.0012	*0.0020*	*0.0031*	*0.0039*	*0.0047*	*0.0047*	*0.0059*	*0.0059*	*0.0079*	*0.0079*	*0.0079*	*0.0079*	*0.0079*	*0.0098*	*0.0098*	*0.0098*
N05	0.020	0.040	0.065	0.080	0.100	0.100	0.120	0.120	0.160	0.160	0.160	0.160	0.160	0.200	0.200	0.200
	0.0008	*0.0016*	*0.0026*	*0.0031*	*0.0039*	*0.0039*	*0.0047*	*0.0047*	*0.0063*	*0.0063*	*0.0063*	*0.0063*	*0.0063*	*0.0079*	*0.0079*	*0.0079*
N06	0.070	0.110	0.175	0.220	0.260	0.260	0.330	0.330	0.440	0.440	0.440	0.440	0.440	0.500	0.500	0.500
	0.0028	*0.0043*	*0.0069*	*0.0087*	*0.0102*	*0.0102*	*0.0130*	*0.0130*	*0.0173*	*0.0173*	*0.0173*	*0.0173*	*0.0173*	*0.0197*	*0.0197*	*0.0197*

Optimizadas: fresa de ranurar enteriza CoroMill® Plura para aplicaciones de recanteado

Para materiales de composites



	a_p x a_e > DC		a_p x a_e > DC	
	f_z mm/diente*	v_c m/min	f_z mm/diente*	v_c m/min
2P460	0.03	100	0.08	200
2P350	0.03	130	0.03	280
2P050	0.06	100	0.05	200

El avance es el mismo para todos los diámetros.

SPA

CoroMill® Plura, datos de corte para fresado de roscas

Recomendaciones de velocidad y avance

ISO	Material	Dureza HB	Dureza HRC	Fresa para roscar	Dimensiones, mm, pulg.			$l_{Th} = 0.5 \times a_p$				$l_{Th} = a_p$			
								Velocidad de corte v_c		Avance por diente, f_z		Velocidad de corte v_c		Avance por diente, f_z	
	MC			Rosca	DC	DC"	ZEFP	M/min	p/min	mm	pulg.	M/min	p/min	mm	pulg.
P	**Acero no aleado**			M2	1.55	.061	3	127	417	0.027	.0011	120	396	0.020	.0008
	P1.1.Z.AN	125		M4	3.2	.126	3	152	500	0.030	.0012	141	465	0.018	.0007
				M10	8.2	.323	4	132	435	0.052	.0020	124	410	0.029	.0012
				M20	16	.630	5	141	465	0.130	.0051	131	430	0.069	.0028
	Acero de baja aleación			M2	1.55	.061	3	84	276	0.018	.0007	80	263	0.016	.0006
	P2.5.Z.HT	300		M4	3.2	.126	3	147	485	0.012	.0005	137	440	0.006	.0003
				M10	8.2	.323	4	164	540	0.086	.0034	153	500	0.050	.0020
				M20	16	.630	5	173	570	0.089	.0036	162	535	0.118	.0046
	Acero de alta aleación			M2	1.55	.061	3	73	240	0.005	.0002	70	231	0.0045	.0002
	P3.0.Z.HT	450		M4	3.2	.126	3	163	540	0.035	.0014	151	500	0.015	.0006
				M10	8.2	.323	4	164	550	0.061	.0024	153	520	0.049	.0020
				M20	16	.630	5	173	570	0.012	.0005	162	540	0.118	.0046
M	**Acero inoxidable**			M2	1.55	.061	3	37	121	0.01	.0004	35	114	0.009	.00035
	P5.0.Z.AN	200		M4	3.2	.126	3	81	265	0.024	.0010	75	245	0.009	.0004
				M10	8.2	.323	4	82	270	0.052	.0020	76	250	0.036	.0014
				M20	16	.630	5	86	280	0.089	.0036	93	310	0.089	.0036
				M2	1.55	.061	3	52	170	0.009	.00035	50	164	0.0085	.00035
	M1.0.Z.AQ	200		M4	3.2	.126	3	53	175	0.018	.0007	49	160	0.007	.0007
				M10	8.2	.323	4	53	175	0.052	.0020	50	165	0.027	.0012
				M20	16	.630	5	56	185	0.089	.0036	53	175	0.072	.0029
				M2	1.55	.061	3	42	137	0.0045	.0002	40	131	0.0042	.00015
	M3.1.Z.AQ	230		M4	3.2	.126	3	53	175	0.018	.0008	49	160	0.007	.0003
				M10	8.2	.323	4	53	175	0.052	.0020	50	165	0.027	.0012
				M20	16	.630	5	56	185	0.131	.0052	53	175	0.074	.0030
K	**Fundición maleable**			M2	1.55	.061	3	97	318	0.0289	.0012	92	301	0.025	.001
	K1.1.C.NS			M4	3.2	.126	3	80	265	0.020	.0008	77	260	0.016	.0006
				M10	8.2	.323	4	89	290	0.061	.0022	83	275	0.036	.0014
				M20	16	.630	5	82	270	0.084	.0032	83	275	0.089	.0036
	Fundición gris			M2	1.55	.061	3	82	269	0.018	.0007	80	262	0.016	.0006
	K2.2.C.UT			M4	3.2	.126	3	76	260	0.018	.0007	73	250	0.014	.0006
				M10	8.2	.323	4	86	310	0.038	.0014	79	285	0.034	.0013
				M20	16	.630	5	79	285	0.075	.0030	80	290	0.080	.0032
	Fundición nodular			M2	1.55	.061	3	97	318	0.04	.0015	94	308	0.035	.0014
	K3.1.C.UT			M4	3.2	.126	3	101	340	0.027	.0012	97	330	0.020	.0008
				M10	8.2	.323	4	104	345	0.047	.0020	105	340	0.048	.0020
				M20	16	.630	5	104	345	0.089	.0036	97	330	0.067	.0026
N	**Aluminio**			M2	1.55	.061	3	390	1280	0.06	.0023	375	1230	0.055	.0022
	N1.2.Z.UT	60		M4	3.2	.126	3	503	1660	0.040	.0016	503	1660	0.035	.0014
				M10	8.2	.323	4	1120	3700	0.089	.0036	1060	3500	0.061	.0024
				M20	16	.630	5	1130	3750	0.089	.0036	1060	3500	0.089	.0036
				M2	1.55	.061	3	377	1237	0.058	.0022	365	1198	0.054	.0022
	N1.3.C.UT	95		M4	3.2	.126	3	434	1430	0.040	.0016	404	1330	0.018	.0007
				M10	8.2	.323	4	461	1520	0.061	.0025	432	1420	0.061	.0034
				M20	16	.630	5	467	1540	0.089	.0036	436	1445	0.089	.0036
				M2	1.55	.061	3	125	410	0.056	.0022	123	404	0.054	.0022
		150		M4	3.2	.126	3	273	900	0.028	.0011	262	890	0.021	.0009
				M10	8.2	.323	4	278	920	0.053	.0021	260	870	0.026	.0012
				M20	16	.630	5	282	930	0.089	.0036	263	880	0.071	.0028
S	**Aleaciones termorresistentes**			M2	1.55	.061	3	27	89	0.011	.0004	25	82	0.01	.0004
	S1.0.U.AN	200		M4	3.2	.126	3	35	115	0.006	.0002	35	115	0.003	.0001
				M10	8.2	.323	4	37	120	0.023	.0011	35	115	0.013	.0006
				M20	16	.630	5	38	125	0.066	.0026	38	125	0.063	.0025
	Aleaciones de titanio			M2	1.55	.061	3	16	53	0.007	.0003	15	49	0.0065	.00025
	S2.0.Z.AG	300		M4	3.2	.126	3	30	100	0.008	.0004	29	100	0.004	.0002
				M10	8.2	.323	4	32	105	0.013	.0006	30	100	0.007	.0003
				M20	16	.630	5	32	105	0.037	.0015	30	100	0.018	.0007
				M2	1.55	.061	3	25	82	0.01	.0004	23	75	0.009	.00035
	S4.2.Z.AN	300		M4	3.2	.126	3	55	180	0.012	.0005	51	165	0.006	.0011
				M10	8.2	.323	4	58	190	0.037	.0015	54	175	0.020	.0008
				M20	12	.472	6	59	195	0.089	.0036	55	180	0.051	.0022
H				M2	1.55	.061	3	20	66	0.002	.00008	18	59	0.002	.00008
	H1.3.Z.HA		55	M4	4.5	.177	4	43	140	0.010	.0004	40	130	0.005	.0002
				M10	8.2	.323	5	42	135	0.022	.0010	45	150	0.018	.0007
				M20	12	.472	5	45	150	0.042	.0017	42	135	0.021	.0009
				M2	1.55	.061	3	17	56	0.002	.00008	15	49	0.002	.00008
	H1.3.Z.HA		60	M4	4.5	.177	4	30	100	0.005	.0002	30	100	0.003	.0001
				M10	8.2	.323	5	29	100	0.011	.0005	28	100	0.006	.0002
				M20	12	.472	5	30	100	0.022	.0010	28	100	0.010	.0004

Ángulo de mecanizado en rampa máximo

CoroMill® Plura - Optimizada

CoroMill® Plura - Versátil

CoroMill® 316

ISO	Material	Número de dientes (ZEFP)				
		≤ 2	3	4	5	≥ 6
P	Acero (Dureza <300HB)	9	7	5	5	≤ 4
	Acero (Dureza >300HB)	7	5	4	3	≤ 3
M	Acero inoxidable	5	5	5	4	≤ 4
K	Fundición	10	10	8	6	≤ 5
N	Metales no-férreos	15	12	10	10	≤ 10
S	Superaleaciones y titanio	5	5	4	4	≤ 3
H	Materiales duros	2	2	1.5	1.5	≤ 1.5
O	No ISO	15	12	10	10	≤ 10

Calidades para fresado

	P	M	K	N	S	H	O	Con refrigerante	Sin refrigerante	Descripción
1610	+					++		✗	✓	Recubrimiento CIL y sustrato ultrafino. Indicada para acabado y semiacabado en materiales ISO H (e ISO P duros). No indicada para a_e grande. Para condiciones estables.
1620	+	++	+		+	+		✓	✓	Calidad versátil similar a 1630. Buen rendimiento en la mayoría de materiales. Gran resistencia al desgaste. Más fuerte en ISO S e ISO M que la calidad 1630.
1630	++	+	++		+		+	✓	✓	Calidad versátil similar a 1620. Buen rendimiento en la mayoría de materiales. Más fuerte en ISO P e ISO K que la calidad 1620. Preferiblemente para mecanizado sin refrigerante.
1640	+	++	+		++			✓	✓	Calidad muy tenaz para cargas de viruta elevadas (gran a_e). Buen rendimiento en la mayoría de materiales. Buen rendimiento al mecanizar con refrigerante. Indicada para condiciones inestables.
H10F				++			+	✓	✗	Calidad sin recubrimiento para mecanizado en materiales ISO N y algunos ISO O (p. ej. termoplásticos).
N20C				+			++	✓	✓	Calidad con recubrimiento de diamante para mecanizado de grafito y composites además de materiales ISO N con un alto contenido en silicona (aprox. del >9%).
1700						++		✗	✓	Calidad muy dura para trabajar en materiales ISO H.
1710					++			✓	✗	Sustrato duro y resistente al desgaste de grano fino. Nuevo recubrimiento con propiedades de reducción de la adherencia. Calidad específica para aleaciones con base de níquel.
1730	++	+	++		+			✓	✓	Siguiente generación de la calidad 1730. Calidad versátil más tenaz y universal que 1630. Preferiblemente para mecanizado sin refrigerante.
1740	+	++	+		++			✓	✓	Siguiente generación de la calidad 1740. Nuevo sustrato submicra con recubrimiento de TiAlN para una tenacidad incrementada y una mayor área de aplicación que 1640. Excelente para mecanizado con refrigerante.
1745					++			✓	✗	Sustrato tenaz con grano de tamaño sub-micra y nuevo recubrimiento de silicio. Calidad específica para aleaciones de titanio.
P10	+	+	+		+	+		✓	✓	Solo un tipo de herramienta tiene esta calidad. La fresa de punta esférica larga. La calidad es muy similar a 1620.

Taladrado

V

Versátiles

CoroDrill® 460
Brocas para varios materiales B3

O

Optimizadas

CoroDrill® 860
Brocas para varios materiales B18
Brocas para acero B28
Brocas para acero inoxidable B36
Brocas para aluminio B41
Brocas para superaleaciones termorresistentes B45

CoroDrill® 861
Brocas para agujeros profundos en múltiples materiales B50

CoroDrill® 862
Brocas para agujeros de precisión de diámetro pequeño B56

CoroDrill® 863
Brocas para máquinas de CNC, ADU y robóticas en materiales de estructuras aeroespaciales B58

CoroDrill® 452
Solución de herramienta para máquinas manuales en materiales de composites B62

CoroDrill® 400
Brocas para aluminio B66

CoroDrill® 430
Brocas para aluminio B66

C

Herramientas personalizadas especiales E5

	460	860-GM	860-PM	860-MM	860-NM	860-SM
Área de aplicación ISO	P M K N S H	P M K N S H	P	M	N	S
Diámetro, mm	3.00 - 20.00	3.10 - 15.87	3.00 - 20.00	3.00 - 15.80	3.00 - 17.50	3.00 - 15.87
Diámetro, pulg.	.122 - .625	.122 - .625	.118 - .787	.118 - .622	.118 - .689	.118 - .625
Tolerancia de herramienta	m7	m7	m7	m7	m7	m7
TCHA	H9	H9	H8	H8	H7	H9
Refrigerante interior	✓	✓	✓	✓	✓	✓
Refrigerante exterior	✓	✓	✗	✗	✗	✗
ULDR	2-8xØ	2-8xØ	2-8xØ	3-8xØ	3-8xØ	2-5xØ
	V	O	O	O	O	O
Página	B18	B18	B28	B36	B41	B45

	861	862	863	452	400/430
Área de aplicación ISO	P M K N	P M K N S	M N S O	M N S O	N
Diámetro, mm	3.00 - 16.00	1.85 - 2.95	3.30 - 11.14	2.50 - 7.94	5.00 - 12.50
Diámetro, pulg.	.118 - .630	.073 - .116	.130 - .439	.098 - .313	.197 - .492
Tolerancia de herramienta	m7	m7	m7	m7	m7
TCHA	H9	H9	H9	H9	H9
Refrigerante interior	✓	✓	✓	✗	✓
Refrigerante exterior	✗	✗	✓	✓	✗
ULDR	12-30xØ	7-12xØ	1.5-12-5xØ	2-15xØ	6-7xØ
	O	O	O	O	O
Página	B50	B56	B58	B62	B66

SPA

CoroDrill® 460

Versátiles brocas enterizas de metal duro de alto rendimiento

V C

Aplicación

- Para una amplia gama de materiales en todo tipo de segmento industrial como, por ejemplo, mecanizado general, moldes y matrices, automoción y generación de energía.
- Refrigerante interior y exterior.

Área de aplicación ISO:

P M K N S H



Características y ventajas

- Gran productividad y vida útil de la herramienta homogénea.
- Valor excepcional sin comprometer la calidad.
- Excelente calidad del agujero.
- Menor coste de herramienta.
- Puede rectificarse hasta tres veces, lo que prolonga aún más la vida útil de la herramienta.
- Presión de refrigerante de 20 Bar.

www.sandvik.coromant.com/corodrill460

Recomendaciones

Se recomienda utilizar portapinzas hidráulicos de precisión.
Se recomienda utilizar refrigerante interior; la presión mínima recomendada es de 20 bar.

Para ver adaptadores portapinzas, consulte nuestro catálogo de herramientas rotativas.

E14

Broca de metal duro enteriza CoroDrill® 460

Para múltiples materiales

Suministro de refrigerante interior

TCHA H9
SIG 140°

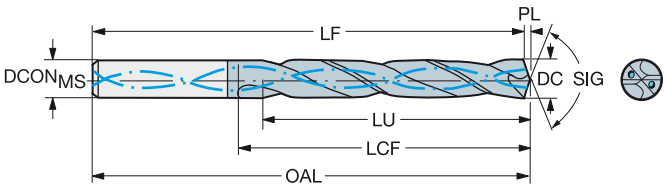

							P	M	K	N	S	H	Dimensiones, mm, pulg.										
DC	DC"	LU	LU"	ULDR	CZC_{MS}	Código de pedido	GC34	GC34	GC34	GC34	GC34	GC34	$DCON_{MS}$	$DCON_{MS}$"	OAL	OAL"	LF	LF"	LCF	LCF"	PL	PL"	BAR	PSI	BSG
3.00	.118	9.4	.370	3	6	460.1-0300-009A1-XM	☆	☆	☆	☆	☆	☆	6.0	.236	62	2.441	61.6	2.425	20	.787	0.4	.016	20	290	DIN 6537 K
3.00	.118	15.4	.606	5	6	460.1-0300-015A1-XM	☆	☆	☆	☆	☆	☆	6.0	.236	66	2.598	65.6	2.583	28	1.102	0.4	.016	20	290	DIN 6537 L
3.00	.118	24.4	.961	8	6	460.1-0300-023A1-XM	☆	☆	☆	☆	☆	☆	6.0	.236	79	3.110	78.6	3.094	37	1.457	0.4	.016	20	290	COROMANT
3.05	.120	15.7	.618	5	6	460.1-0305-015A1-XM	☆	☆	☆	☆	☆	☆	6.0	.236	66	2.598	65.6	2.583	28	1.102	0.4	.016	20	290	DIN 6537 L
3.10	.122	9.7	.382	3	6	460.1-0310-009A1-XM	☆	☆	☆	☆	☆	☆	6.0	.236	62	2.441	61.6	2.425	20	.787	0.4	.016	20	290	DIN 6537 K
3.10	.122	15.9	.626	5	6	460.1-0310-016A1-XM	☆	☆	☆	☆	☆	☆	6.0	.236	66	2.598	65.6	2.583	28	1.102	0.4	.016	20	290	DIN 6537 L
3.10	.122	25.2	.992	8	6	460.1-0310-023A1-XM	☆	☆	☆	☆	☆	☆	6.0	.236	79	3.110	78.6	3.094	37	1.457	0.4	.016	20	290	COROMANT
3.18	.125	10.0	.394	3	6	460.1-0318-010A1-XM	☆	☆	☆	☆	☆	☆	6.0	.236	62	2.441	61.5	2.421	20	.787	0.5	.020	20	290	DIN 6537 K
3.18	.125	16.3	.642	5	6	460.1-0318-016A1-XM	☆	☆	☆	☆	☆	☆	6.0	.236	66	2.598	65.5	2.579	28	1.102	0.5	.020	20	290	DIN 6537 L
3.18	.125	25.9	1.020	8	6	460.1-0318-024A1-XM	☆	☆	☆	☆	☆	☆	6.0	.236	79	3.110	78.5	3.091	37	1.457	0.5	.020	20	290	COROMANT
3.20	.126	10.1	.398	3	6	460.1-0320-010A1-XM	☆	☆	☆	☆	☆	☆	6.0	.236	62	2.441	61.5	2.421	20	.787	0.5	.020	20	290	DIN 6537 K
3.20	.126	16.5	.650	5	6	460.1-0320-016A1-XM	☆	☆	☆	☆	☆	☆	6.0	.236	66	2.598	65.5	2.579	28	1.102	0.5	.020	20	290	DIN 6537 L
3.20	.126	26.1	1.028	8	6	460.1-0320-024A1-XM	☆	☆	☆	☆	☆	☆	6.0	.236	79	3.110	78.5	3.091	37	1.457	0.5	.020	20	290	COROMANT
3.26	.128	16.8	.661	5	6	460.1-0326-016A1-XM	☆	☆	☆	☆	☆	☆	6.0	.236	66	2.598	65.5	2.579	28	1.102	0.5	.020	20	290	DIN 6537 L
3.30	.130	10.4	.409	3	6	460.1-0330-010A1-XM	☆	☆	☆	☆	☆	☆	6.0	.236	62	2.441	61.5	2.421	20	.787	0.5	.020	20	290	DIN 6537 K
3.30	.130	17.0	.669	5	6	460.1-0330-017A1-XM	☆	☆	☆	☆	☆	☆	6.0	.236	66	2.598	65.5	2.579	28	1.102	0.5	.020	20	290	DIN 6537 L
3.30	.130	26.9	1.059	8	6	460.1-0330-025A1-XM	☆	☆	☆	☆	☆	☆	6.0	.236	79	3.110	78.5	3.091	37	1.457	0.5	.020	20	290	COROMANT
3.35	.132	17.2	.677	5	6	460.1-0335-017A1-XM	☆	☆	☆	☆	☆	☆	6.0	.236	66	2.598	65.5	2.579	28	1.102	0.5	.020	20	290	DIN 6537 L
3.40	.134	10.7	.421	3	6	460.1-0340-010A1-XM	☆	☆	☆	☆	☆	☆	6.0	.236	62	2.441	61.5	2.421	20	.787	0.5	.020	20	290	DIN 6537 K
3.40	.134	17.5	.689	5	6	460.1-0340-017A1-XM	☆	☆	☆	☆	☆	☆	6.0	.236	66	2.598	65.5	2.579	28	1.102	0.5	.020	20	290	DIN 6537 L
3.40	.134	27.7	1.091	8	6	460.1-0340-026A1-XM	☆	☆	☆	☆	☆	☆	6.0	.236	79	3.110	78.5	3.091	37	1.457	0.5	.020	20	290	COROMANT
3.50	.138	11.0	.433	3	6	460.1-0350-011A1-XM	☆	☆	☆	☆	☆	☆	6.0	.236	62	2.441	61.5	2.421	20	.787	0.5	.020	20	290	DIN 6537 K
3.50	.138	18.0	.709	5	6	460.1-0350-018A1-XM	☆	☆	☆	☆	☆	☆	6.0	.236	66	2.598	65.5	2.579	28	1.102	0.5	.020	20	290	DIN 6537 L
3.50	.138	28.5	1.122	8	6	460.1-0350-026A1-XM	☆	☆	☆	☆	☆	☆	6.0	.236	79	3.110	78.5	3.091	37	1.457	0.5	.020	20	290	COROMANT
3.57	.141	11.2	.441	3	6	460.1-0357-011A1-XM	☆	☆	☆	☆	☆	☆	6.0	.236	62	2.441	61.5	2.421	20	.787	0.5	.020	20	290	DIN 6537 K
3.57	.141	29.1	1.146	8	6	460.1-0357-027A1-XM	☆	☆	☆	☆	☆	☆	6.0	.236	79	3.110	78.5	3.091	37	1.457	0.5	.020	20	290	COROMANT
3.60	.142	11.3	.445	3	6	460.1-0360-011A1-XM	☆	☆	☆	☆	☆	☆	6.0	.236	62	2.441	61.5	2.421	20	.787	0.5	.020	20	290	DIN 6537 K
3.60	.142	18.5	.728	5	6	460.1-0360-018A1-XM	☆	☆	☆	☆	☆	☆	6.0	.236	66	2.598	65.5	2.579	28	1.102	0.5	.020	20	290	DIN 6537 L
3.70	.146	11.6	.457	3	6	460.1-0370-011A1-XM	☆	☆	☆	☆	☆	☆	6.0	.236	62	2.441	61.5	2.421	20	.787	0.5	.020	20	290	DIN 6537 K
3.70	.146	19.0	.748	5	6	460.1-0370-019A1-XM	☆	☆	☆	☆	☆	☆	6.0	.236	66	2.598	65.5	2.579	28	1.102	0.5	.020	20	290	DIN 6537 L
3.70	.146	28.9	1.138	7	6	460.1-0370-028A1-XM	☆	☆	☆	☆	☆	☆	6.0	.236	79	3.110	78.5	3.091	37	1.457	0.5	.020	20	290	COROMANT
3.80	.150	11.9	.469	3	6	460.1-0380-011A1-XM	☆	☆	☆	☆	☆	☆	6.0	.236	66	2.598	65.5	2.579	24	.945	0.5	.020	20	290	DIN 6537 K
3.80	.150	19.5	.768	5	6	460.1-0380-019A1-XM	☆	☆	☆	☆	☆	☆	6.0	.236	74	2.913	73.5	2.894	36	1.417	0.5	.020	20	290	DIN 6537 L
3.80	.150	30.9	1.217	8	6	460.1-0380-029A1-XM	☆	☆	☆	☆	☆	☆	6.0	.236	90	3.543	89.5	3.524	48	1.890	0.5	.020	20	290	COROMANT
3.90	.154	12.3	.484	3	6	460.1-0390-012A1-XM	☆	☆	☆	☆	☆	☆	6.0	.236	66	2.598	65.4	2.575	24	.945	0.6	.024	20	290	DIN 6537 K
3.90	.154	20.1	.791	5	6	460.1-0390-020A1-XM	☆	☆	☆	☆	☆	☆	6.0	.236	74	2.913	73.4	2.890	36	1.417	0.6	.024	20	290	DIN 6537 L
3.97	.156	20.4	.803	5	6	460.1-0397-020A1-XM	☆	☆	☆	☆	☆	☆	6.0	.236	74	2.913	73.4	2.890	36	1.417	0.6	.024	20	290	DIN 6537 L
3.97	.156	32.3	1.272	8	6	460.1-0397-030A1-XM	☆	☆	☆	☆	☆	☆	6.0	.236	90	3.543	89.4	3.520	48	1.890	0.6	.024	20	290	COROMANT
4.00	.157	12.6	.496	3	6	460.1-0400-012A1-XM	☆	☆	☆	☆	☆	☆	6.0	.236	66	2.598	65.4	2.575	24	.945	0.6	.024	20	290	DIN 6537 K
4.00	.157	20.6	.811	5	6	460.1-0400-020A1-XM	☆	☆	☆	☆	☆	☆	6.0	.236	74	2.913	73.4	2.890	36	1.417	0.6	.024	20	290	DIN 6537 L
4.00	.157	32.6	1.283	8	6	460.1-0400-030A1-XM	☆	☆	☆	☆	☆	☆	6.0	.236	90	3.543	89.4	3.520	48	1.890	0.6	.024	20	290	COROMANT
4.05	.159	12.7	.500	3	6	460.1-0405-012A1-XM	☆	☆	☆	☆	☆	☆	6.0	.236	66	2.598	65.4	2.575	24	.945	0.6	.024	20	290	DIN 6537 K
4.05	.159	20.8	.819	5	6	460.1-0405-020A1-XM	☆	☆	☆	☆	☆	☆	6.0	.236	74	2.913	73.4	2.890	36	1.417	0.6	.024	20	290	DIN 6537 L
4.10	.161	12.9	.508	3	6	460.1-0410-012A1-XM	☆	☆	☆	☆	☆	☆	6.0	.236	66	2.598	65.4	2.575	24	.945	0.6	.024	20	290	DIN 6537 K
4.10	.161	21.1	.831	5	6	460.1-0410-021A1-XM	☆	☆	☆	☆	☆	☆	6.0	.236	74	2.913	73.4	2.890	36	1.417	0.6	.024	20	290	DIN 6537 L
4.10	.161	33.4	1.315	8	6	460.1-0410-031A1-XM	☆	☆	☆	☆	☆	☆	6.0	.236	90	3.543	89.4	3.520	48	1.890	0.6	.024	20	290	COROMANT
4.20	.165	13.2	.520	3	6	460.1-0420-013A1-XM	☆	☆	☆	☆	☆	☆	6.0	.236	66	2.598	65.4	2.575	24	.945	0.6	.024	20	290	DIN 6537 K
4.20	.165	21.6	.850	5	6	460.1-0420-021A1-XM	☆	☆	☆	☆	☆	☆	6.0	.236	74	2.913	73.4	2.890	36	1.417	0.6	.024	20	290	DIN 6537 L
4.20	.165	34.2	1.346	8	6	460.1-0420-032A1-XM	☆	☆	☆	☆	☆	☆	6.0	.236	90	3.543	89.4	3.520	48	1.890	0.6	.024	20	290	COROMANT
4.22	.166	21.7	.854	5	6	460.1-0422-021A1-XM	☆	☆	☆	☆	☆	☆	6.0	.236	74	2.913	73.4	2.890	36	1.417	0.6	.024	20	290	DIN 6537 L
4.25	.167	21.9	.862	5	6	460.1-0425-021A1-XM	☆	☆	☆	☆	☆	☆	6.0	.236	74	2.913	73.4	2.890	36	1.417	0.6	.024	20	290	DIN 6537 L

Datos de corte: www.sandvik.coromant.com

E9 E28 E14

SPA

Broca de metal duro enteriza CoroDrill® 460

Para múltiples materiales

Suministro de refrigerante interior

TCHA H9
SIG 140°

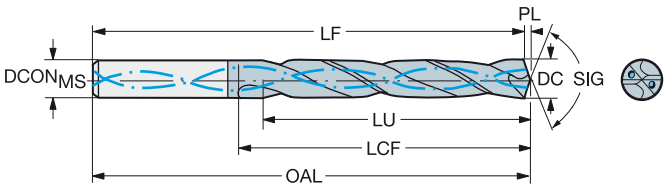

							P	M	K	N	S	H	Dimensiones, mm, pulg.											
DC	DC"	LU	LU"	ULDR	CZC_{MS}	Código de pedido	GC34	GC34	GC34	GC34	GC34	GC34	$DCON_{MS}$	$DCON_{MS}$"	OAL	OAL"	LF	LF"	LCF	LCF"	PL	PL"	BAR	PSI	BSG
4.30	.169	13.5	.531	3	6	460.1-0430-013A1-XM	☆	☆	☆	☆	☆	☆	6.0	.236	66	2.598	65.4	2.575	24	.945	0.6	.024	20	290	DIN 6537 K
4.30	.169	22.1	.870	5	6	460.1-0430-022A1-XM	☆	☆	☆	☆	☆	☆	6.0	.236	74	2.913	73.4	2.890	36	1.417	0.6	.024	20	290	DIN 6537 L
4.30	.169	35.0	1.378	8	6	460.1-0430-032A1-XM	☆	☆	☆	☆	☆	☆	6.0	.236	90	3.543	89.4	3.520	48	1.890	0.6	.024	20	290	COROMANT
4.37	.172	13.7	.539	3	6	460.1-0437-013A1-XM	☆	☆	☆	☆	☆	☆	6.0	.236	66	2.598	65.4	2.575	24	.945	0.6	.024	20	290	DIN 6537 K
4.37	.172	22.5	.886	5	6	460.1-0437-022A1-XM	☆	☆	☆	☆	☆	☆	6.0	.236	74	2.913	73.4	2.890	36	1.417	0.6	.024	20	290	DIN 6537 L
4.37	.172	35.6	1.402	8	6	460.1-0437-033A1-XM	☆	☆	☆	☆	☆	☆	6.0	.236	90	3.543	89.4	3.520	48	1.890	0.6	.024	20	290	COROMANT
4.40	.173	13.8	.543	3	6	460.1-0440-013A1-XM	☆	☆	☆	☆	☆	☆	6.0	.236	66	2.598	65.4	2.575	24	.945	0.6	.024	20	290	DIN 6537 K
4.40	.173	22.6	.890	5	6	460.1-0440-022A1-XM	☆	☆	☆	☆	☆	☆	6.0	.236	74	2.913	73.4	2.890	36	1.417	0.6	.024	20	290	DIN 6537 L
4.50	.177	14.2	.559	3	6	460.1-0450-014A1-XM	☆	☆	☆	☆	☆	☆	6.0	.236	66	2.598	65.3	2.571	24	.945	0.7	.028	20	290	DIN 6537 K
4.50	.177	23.2	.913	5	6	460.1-0450-023A1-XM	☆	☆	☆	☆	☆	☆	6.0	.236	74	2.913	73.3	2.886	36	1.417	0.7	.028	20	290	DIN 6537 L
4.50	.177	36.7	1.445	8	6	460.1-0450-034A1-XM	☆	☆	☆	☆	☆	☆	6.0	.236	90	3.543	89.3	3.516	48	1.890	0.7	.028	20	290	COROMANT
4.60	.181	14.5	.571	3	6	460.1-0460-014A1-XM	☆	☆	☆	☆	☆	☆	6.0	.236	66	2.598	65.3	2.571	24	.945	0.7	.028	20	290	DIN 6537 K
4.60	.181	23.7	.933	5	6	460.1-0460-023A1-XM	☆	☆	☆	☆	☆	☆	6.0	.236	74	2.913	73.3	2.886	36	1.417	0.7	.028	20	290	DIN 6537 L
4.60	.181	37.5	1.476	8	6	460.1-0460-035A1-XM	☆	☆	☆	☆	☆	☆	6.0	.236	90	3.543	89.3	3.516	48	1.890	0.7	.028	20	290	COROMANT
4.70	.185	14.6	.575	3	6	460.1-0470-014A1-XM	☆	☆	☆	☆	☆	☆	6.0	.236	66	2.598	65.3	2.571	24	.945	0.7	.028	20	290	DIN 6537 K
4.70	.185	24.2	.953	5	6	460.1-0470-024A1-XM	☆	☆	☆	☆	☆	☆	6.0	.236	74	2.913	73.3	2.886	36	1.417	0.7	.028	20	290	DIN 6537 L
4.70	.185	38.3	1.508	8	6	460.1-0470-035A1-XM	☆	☆	☆	☆	☆	☆	6.0	.236	90	3.543	89.3	3.516	48	1.890	0.7	.028	20	290	COROMANT
4.76	.187	15.0	.591	3	6	460.1-0476-014A1-XM	☆	☆	☆	☆	☆	☆	6.0	.236	66	2.598	65.3	2.571	28	1.102	0.7	.028	20	290	DIN 6537 K
4.76	.187	24.5	.965	5	6	460.1-0476-024A1-XM	☆	☆	☆	☆	☆	☆	6.0	.236	82	3.228	81.3	3.201	44	1.732	0.7	.028	20	290	DIN 6537 L
4.76	.187	38.8	1.528	8	6	460.1-0476-036A1-XM	☆	☆	☆	☆	☆	☆	6.0	.236	104	4.094	103.3	4.067	62	2.441	0.7	.028	20	290	COROMANT
4.80	.189	15.1	.594	3	6	460.1-0480-014A1-XM	☆	☆	☆	☆	☆	☆	6.0	.236	66	2.598	65.3	2.571	28	1.102	0.7	.028	20	290	DIN 6537 K
4.80	.189	24.7	.972	5	6	460.1-0480-024A1-XM	☆	☆	☆	☆	☆	☆	6.0	.236	82	3.228	81.3	3.201	44	1.732	0.7	.028	20	290	DIN 6537 L
4.80	.189	39.1	1.539	8	6	460.1-0480-036A1-XM	☆	☆	☆	☆	☆	☆	6.0	.236	104	4.094	103.3	4.067	62	2.441	0.7	.028	20	290	COROMANT
4.85	.191	25.0	.984	5	6	460.1-0485-024A1-XM	☆	☆	☆	☆	☆	☆	6.0	.236	82	3.228	81.3	3.201	44	1.732	0.7	.028	20	290	DIN 6537 L
4.90	.193	15.4	.606	3	6	460.1-0490-015A1-XM	☆	☆	☆	☆	☆	☆	6.0	.236	66	2.598	65.3	2.571	28	1.102	0.7	.028	20	290	DIN 6537 K
4.90	.193	25.2	.992	5	6	460.1-0490-025A1-XM	☆	☆	☆	☆	☆	☆	6.0	.236	82	3.228	81.3	3.201	44	1.732	0.7	.028	20	290	DIN 6537 L
5.00	.197	15.7	.618	3	6	460.1-0500-015A1-XM	☆	☆	☆	☆	☆	☆	6.0	.236	66	2.598	65.3	2.571	28	1.102	0.7	.028	20	290	DIN 6537 K
5.00	.197	25.7	1.012	5	6	460.1-0500-025A1-XM	☆	☆	☆	☆	☆	☆	6.0	.236	82	3.228	81.3	3.201	44	1.732	0.7	.028	20	290	DIN 6537 L
5.00	.197	40.7	1.602	8	6	460.1-0500-038A1-XM	☆	☆	☆	☆	☆	☆	6.0	.236	104	4.094	103.3	4.067	62	2.441	0.7	.028	20	290	COROMANT
5.05	.199	15.9	.626	3	6	460.1-0505-015A1-XM	☆	☆	☆	☆	☆	☆	6.0	.236	66	2.598	65.3	2.571	28	1.102	0.7	.028	20	290	DIN 6537 K
5.05	.199	26.0	1.024	5	6	460.1-0505-025A1-XM	☆	☆	☆	☆	☆	☆	6.0	.236	82	3.228	81.3	3.201	44	1.732	0.7	.028	20	290	DIN 6537 L
5.10	.201	16.0	.630	3	6	460.1-0510-015A1-XM	☆	☆	☆	☆	☆	☆	6.0	.236	66	2.598	65.3	2.571	28	1.102	0.7	.028	20	290	DIN 6537 K
5.10	.201	26.2	1.032	5	6	460.1-0510-026A1-XM	☆	☆	☆	☆	☆	☆	6.0	.236	82	3.228	81.3	3.201	44	1.732	0.7	.028	20	290	DIN 6537 L
5.10	.201	41.5	1.634	8	6	460.1-0510-038A1-XM	☆	☆	☆	☆	☆	☆	6.0	.236	104	4.094	103.3	4.067	62	2.441	0.7	.028	20	290	COROMANT
5.16	.203	16.2	.638	3	6	460.1-0516-016A1-XM	☆	☆	☆	☆	☆	☆	6.0	.236	66	2.598	65.2	2.567	28	1.102	0.8	.031	20	290	DIN 6537 K
5.16	.203	26.5	1.043	5	6	460.1-0516-026A1-XM	☆	☆	☆	☆	☆	☆	6.0	.236	82	3.228	81.2	3.197	44	1.732	0.8	.031	20	290	DIN 6537 L
5.16	.203	42.0	1.654	8	6	460.1-0516-039A1-XM	☆	☆	☆	☆	☆	☆	6.0	.236	104	4.094	103.2	4.063	62	2.441	0.8	.031	20	290	COROMANT
5.20	.205	16.4	.646	3	6	460.1-0520-016A1-XM	☆	☆	☆	☆	☆	☆	6.0	.236	66	2.598	65.2	2.567	28	1.102	0.8	.031	20	290	DIN 6537 K
5.20	.205	26.8	1.055	5	6	460.1-0520-026A1-XM	☆	☆	☆	☆	☆	☆	6.0	.236	82	3.228	81.2	3.197	44	1.732	0.8	.031	20	290	DIN 6537 L
5.20	.205	42.4	1.669	8	6	460.1-0520-039A1-XM	☆	☆	☆	☆	☆	☆	6.0	.236	104	4.094	103.2	4.063	62	2.441	0.8	.031	20	290	COROMANT
5.25	.207	27.0	1.063	5	6	460.1-0525-026A1-XM	☆	☆	☆	☆	☆	☆	6.0	.236	82	3.228	81.2	3.197	44	1.732	0.8	.031	20	290	DIN 6537 L
5.31	.209	27.3	1.075	5	6	460.1-0531-027A1-XM	☆	☆	☆	☆	☆	☆	6.0	.236	82	3.228	81.2	3.197	44	1.732	0.8	.031	20	290	DIN 6537 L
5.41	.213	27.8	1.094	5	6	460.1-0541-027A1-XM	☆	☆	☆	☆	☆	☆	6.0	.236	82	3.228	81.2	3.197	44	1.732	0.8	.031	20	290	DIN 6537 L
5.50	.217	17.3	.681	3	6	460.1-0550-017A1-XM	☆	☆	☆	☆	☆	☆	6.0	.236	66	2.598	65.2	2.567	28	1.102	0.8	.031	20	290	DIN 6537 K
5.50	.217	28.3	1.114	5	6	460.1-0550-028A1-XM	☆	☆	☆	☆	☆	☆	6.0	.236	82	3.228	81.2	3.197	44	1.732	0.8	.031	20	290	DIN 6537 L
5.50	.217	44.8	1.764	8	6	460.1-0550-041A1-XM	☆	☆	☆	☆	☆	☆	6.0	.236	104	4.094	103.2	4.063	62	2.441	0.8	.031	20	290	COROMANT
5.56	.219	17.5	.689	3	6	460.1-0556-017A1-XM	☆	☆	☆	☆	☆	☆	6.0	.236	66	2.598	65.2	2.567	28	1.102	0.8	.031	20	290	DIN 6537 K
5.56	.219	28.6	1.126	5	6	460.1-0556-028A1-XM	☆	☆	☆	☆	☆	☆	6.0	.236	82	3.228	81.2	3.197	44	1.732	0.8	.031	20	290	DIN 6537 L
5.56	.219	45.3	1.783	8	6	460.1-0556-042A1-XM	☆	☆	☆	☆	☆	☆	6.0	.236	104	4.094	103.2	4.063	62	2.441	0.8	.031	20	290	COROMANT
5.60	.220	17.6	.693	3	6	460.1-0560-017A1-XM	☆	☆	☆	☆	☆	☆	6.0	.236	66	2.598	65.2	2.567	28	1.102	0.8	.031	20	290	DIN 6537 K
5.60	.220	28.8	1.134	5	6	460.1-0560-028A1-XM	☆	☆	☆	☆	☆	☆	6.0	.236	82	3.228	81.2	3.197	44	1.732	0.8	.031	20	290	DIN 6537 L

Datos de corte: www.sandvik.coromant.com

E9 E28 E14

Broca de metal duro enteriza CoroDrill® 460

Para múltiples materiales

Suministro de refrigerante interior

TCHA H9
SIG 140°

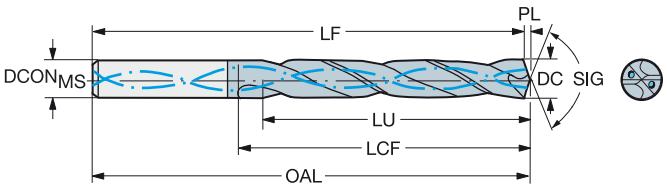

							P	M	K	N	S	H	Dimensiones, mm, pulg.										
DC	DC"	LU	LU"	ULDR	CZC_{MS}	Código de pedido	GC34	GC34	GC34	GC34	GC34	GC34	$DCON_{MS}$	$DCON_{MS}$"	OAL	OAL"	LF	LF"	LCF	LCF"	PL	PL"	BAR	PSI	BSG
5.70	.224	17.7	.697	3	6	460.1-0570-017A1-XM	☆	☆	☆	☆	☆	☆	6.0	.236	66	2.598	65.2	2.567	28	1.102	0.8	.031	20	290	DIN 6537 K
5.70	.224	29.3	1.154	5	6	460.1-0570-029A1-XM	☆	☆	☆	☆	☆	☆	6.0	.236	82	3.228	81.2	3.197	44	1.732	0.8	.031	20	290	DIN 6537 L
5.70	.224	46.4	1.827	8	6	460.1-0570-043A1-XM	☆	☆	☆	☆	☆	☆	6.0	.236	104	4.094	103.2	4.063	62	2.441	0.8	.031	20	290	COROMANT
5.75	.226	29.6	1.165	5	6	460.1-0575-029A1-XM	☆	☆	☆	☆	☆	☆	6.0	.236	82	3.228	81.2	3.197	44	1.732	0.8	.031	20	290	DIN 6537 L
5.80	.228	17.6	.693	3	6	460.1-0580-017A1-XM	☆	☆	☆	☆	☆	☆	6.0	.236	66	2.598	65.1	2.563	28	1.102	0.9	.035	20	290	DIN 6537 K
5.80	.228	29.9	1.177	5	6	460.1-0580-029A1-XM	☆	☆	☆	☆	☆	☆	6.0	.236	82	3.228	81.1	3.193	44	1.732	0.9	.035	20	290	DIN 6537 L
5.80	.228	47.3	1.862	8	6	460.1-0580-044A1-XM	☆	☆	☆	☆	☆	☆	6.0	.236	104	4.094	103.1	4.059	62	2.441	0.9	.035	20	290	COROMANT
5.90	.232	30.4	1.197	5	6	460.1-0590-030A1-XM	☆	☆	☆	☆	☆	☆	6.0	.236	82	3.228	81.1	3.193	44	1.732	0.9	.035	20	290	DIN 6537 L
5.95	.234	17.3	.681	2	6	460.1-0595-018A1-XM	☆	☆	☆	☆	☆	☆	6.0	.236	66	2.598	65.1	2.563	28	1.102	0.9	.035	20	290	DIN 6537 K
5.95	.234	30.6	1.205	5	6	460.1-0595-030A1-XM	☆	☆	☆	☆	☆	☆	6.0	.236	82	3.228	81.1	3.193	44	1.732	0.9	.035	20	290	DIN 6537 L
5.95	.234	48.5	1.909	8	6	460.1-0595-045A1-XM	☆	☆	☆	☆	☆	☆	6.0	.236	104	4.094	103.1	4.059	62	2.441	0.9	.035	20	290	COROMANT
6.00	.236	18.9	.744	3	6	460.1-0600-018A1-XM	☆	☆	☆	☆	☆	☆	6.0	.236	66	2.598	65.1	2.563	28	1.102	0.9	.035	20	290	DIN 6537 K
6.00	.236	30.9	1.217	5	6	460.1-0600-030A1-XM	☆	☆	☆	☆	☆	☆	6.0	.236	82	3.228	81.1	3.193	44	1.732	0.9	.035	20	290	DIN 6537 L
6.00	.236	48.9	1.925	8	6	460.1-0600-045A1-XM	☆	☆	☆	☆	☆	☆	6.0	.236	104	4.094	103.1	4.059	62	2.441	0.9	.035	20	290	COROMANT
6.05	.238	19.0	.748	3	8	460.1-0605-018A1-XM	☆	☆	☆	☆	☆	☆	8.0	.315	79	3.110	78.1	3.075	34	1.339	0.9	.035	20	290	DIN 6537 K
6.05	.238	31.1	1.224	5	8	460.1-0605-030A1-XM	☆	☆	☆	☆	☆	☆	8.0	.315	91	3.583	90.1	3.547	53	2.087	0.9	.035	20	290	DIN 6537 L
6.10	.240	19.2	.756	3	8	460.1-0610-018A1-XM	☆	☆	☆	☆	☆	☆	8.0	.315	79	3.110	78.1	3.075	34	1.339	0.9	.035	20	290	DIN 6537 K
6.10	.240	31.4	1.236	5	8	460.1-0610-031A1-XM	☆	☆	☆	☆	☆	☆	8.0	.315	91	3.583	90.1	3.547	53	2.087	0.9	.035	20	290	DIN 6537 L
6.10	.240	49.7	1.957	8	8	460.1-0610-046A1-XM	☆	☆	☆	☆	☆	☆	8.0	.315	126	4.961	125.1	4.925	84	3.307	0.9	.035	20	290	COROMANT
6.15	.242	31.7	1.248	5	8	460.1-0615-031A1-XM	☆	☆	☆	☆	☆	☆	8.0	.315	91	3.583	90.1	3.547	53	2.087	0.9	.035	20	290	DIN 6537 L
6.20	.244	19.5	.768	3	8	460.1-0620-019A1-XM	☆	☆	☆	☆	☆	☆	8.0	.315	79	3.110	78.1	3.075	34	1.339	0.9	.035	20	290	DIN 6537 K
6.20	.244	31.9	1.256	5	8	460.1-0620-031A1-XM	☆	☆	☆	☆	☆	☆	8.0	.315	91	3.583	90.1	3.547	53	2.087	0.9	.035	20	290	DIN 6537 L
6.20	.244	50.5	1.988	8	8	460.1-0620-047A1-XM	☆	☆	☆	☆	☆	☆	8.0	.315	126	4.961	125.1	4.925	84	3.307	0.9	.035	20	290	COROMANT
6.25	.246	32.2	1.268	5	8	460.1-0625-031A1-XM	☆	☆	☆	☆	☆	☆	8.0	.315	91	3.583	90.1	3.547	53	2.087	0.9	.035	20	290	DIN 6537 L
6.30	.248	19.8	.780	3	8	460.1-0630-019A1-XM	☆	☆	☆	☆	☆	☆	8.0	.315	79	3.110	78.1	3.075	34	1.339	0.9	.035	20	290	DIN 6537 K
6.30	.248	32.4	1.276	5	8	460.1-0630-032A1-XM	☆	☆	☆	☆	☆	☆	8.0	.315	91	3.583	90.1	3.547	53	2.087	0.9	.035	20	290	DIN 6537 L
6.35	.250	20.0	.787	3	8	460.1-0635-019A1-XM	☆	☆	☆	☆	☆	☆	8.0	.315	79	3.110	78.1	3.075	34	1.339	0.9	.035	20	290	DIN 6537 K
6.35	.250	32.7	1.287	5	8	460.1-0635-032A1-XM	☆	☆	☆	☆	☆	☆	8.0	.315	91	3.583	90.1	3.547	53	2.087	0.9	.035	20	290	DIN 6537 L
6.35	.250	51.7	2.035	8	8	460.1-0635-048A1-XM	☆	☆	☆	☆	☆	☆	8.0	.315	126	4.961	125.1	4.925	84	3.307	0.9	.035	20	290	COROMANT
6.40	.252	20.1	.791	3	8	460.1-0640-019A1-XM	☆	☆	☆	☆	☆	☆	8.0	.315	79	3.110	78.1	3.075	34	1.339	0.9	.035	20	290	DIN 6537 K
6.40	.252	32.9	1.295	5	8	460.1-0640-032A1-XM	☆	☆	☆	☆	☆	☆	8.0	.315	91	3.583	90.1	3.547	53	2.087	0.9	.035	20	290	DIN 6537 L
6.50	.256	20.5	.807	3	8	460.1-0650-020A1-XM	☆	☆	☆	☆	☆	☆	8.0	.315	79	3.110	78.0	3.071	34	1.339	1.0	.039	20	290	DIN 6537 K
6.50	.256	33.5	1.319	5	8	460.1-0650-033A1-XM	☆	☆	☆	☆	☆	☆	8.0	.315	91	3.583	90.0	3.543	53	2.087	1.0	.039	20	290	DIN 6537 L
6.50	.256	53.0	2.087	8	8	460.1-0650-049A1-XM	☆	☆	☆	☆	☆	☆	8.0	.315	126	4.961	125.0	4.921	84	3.307	1.0	.039	20	290	COROMANT
6.53	.257	33.6	1.323	5	8	460.1-0653-033A1-XM	☆	☆	☆	☆	☆	☆	8.0	.315	91	3.583	90.0	3.543	53	2.087	1.0	.039	20	290	DIN 6537 L
6.60	.260	20.8	.819	3	8	460.1-0660-020A1-XM	☆	☆	☆	☆	☆	☆	8.0	.315	79	3.110	78.0	3.071	34	1.339	1.0	.039	20	290	DIN 6537 K
6.60	.260	34.0	1.339	5	8	460.1-0660-033A1-XM	☆	☆	☆	☆	☆	☆	8.0	.315	91	3.583	90.0	3.543	53	2.087	1.0	.039	20	290	DIN 6537 L
6.60	.260	53.8	2.118	8	8	460.1-0660-050A1-XM	☆	☆	☆	☆	☆	☆	8.0	.315	126	4.961	125.0	4.921	84	3.307	1.0	.039	20	290	COROMANT
6.70	.264	21.1	.831	3	8	460.1-0670-020A1-XM	☆	☆	☆	☆	☆	☆	8.0	.315	79	3.110	78.0	3.071	34	1.339	1.0	.039	20	290	DIN 6537 K
6.70	.264	34.5	1.358	5	8	460.1-0670-034A1-XM	☆	☆	☆	☆	☆	☆	8.0	.315	91	3.583	90.0	3.543	53	2.087	1.0	.039	20	290	DIN 6537 L
6.70	.264	54.6	2.150	8	8	460.1-0670-050A1-XM	☆	☆	☆	☆	☆	☆	8.0	.315	126	4.961	125.0	4.921	84	3.307	1.0	.039	20	290	COROMANT
6.75	.266	21.2	.835	3	8	460.1-0675-020A1-XM	☆	☆	☆	☆	☆	☆	8.0	.315	79	3.110	78.0	3.071	34	1.339	1.0	.039	20	290	DIN 6537 K
6.75	.266	34.7	1.366	5	8	460.1-0675-034A1-XM	☆	☆	☆	☆	☆	☆	8.0	.315	91	3.583	90.0	3.543	53	2.087	1.0	.039	20	290	DIN 6537 L
6.75	.266	55.0	2.165	8	8	460.1-0675-051A1-XM	☆	☆	☆	☆	☆	☆	8.0	.315	126	4.961	125.0	4.921	84	3.307	1.0	.039	20	290	COROMANT
6.80	.268	21.4	.843	3	8	460.1-0680-020A1-XM	☆	☆	☆	☆	☆	☆	8.0	.315	79	3.110	78.0	3.071	34	1.339	1.0	.039	20	290	DIN 6537 K
6.80	.268	35.0	1.378	5	8	460.1-0680-034A1-XM	☆	☆	☆	☆	☆	☆	8.0	.315	91	3.583	90.0	3.543	53	2.087	1.0	.039	20	290	DIN 6537 L
6.80	.268	55.4	2.181	8	8	460.1-0680-051A1-XM	☆	☆	☆	☆	☆	☆	8.0	.315	126	4.961	125.0	4.921	84	3.307	1.0	.039	20	290	COROMANT
6.85	.270	35.3	1.390	5	8	460.1-0685-034A1-XM	☆	☆	☆	☆	☆	☆	8.0	.315	91	3.583	90.0	3.543	53	2.087	1.0	.039	20	290	DIN 6537 L
6.90	.272	21.7	.854	3	8	460.1-0690-021A1-XM	☆	☆	☆	☆	☆	☆	8.0	.315	79	3.110	78.0	3.071	34	1.339	1.0	.039	20	290	DIN 6537 K
6.90	.272	35.5	1.398	5	8	460.1-0690-035A1-XM	☆	☆	☆	☆	☆	☆	8.0	.315	91	3.583	90.0	3.543	53	2.087	1.0	.039	20	290	DIN 6537 L
6.90	.272	56.2	2.213	8	8	460.1-0690-052A1-XM	☆	☆	☆	☆	☆	☆	8.0	.315	126	4.961	125.0	4.921	84	3.307	1.0	.039	20	290	COROMANT

Datos de corte: www.sandvik.coromant.com

E9 E28 E14

SPA

Broca de metal duro enteriza CoroDrill® 460

Para múltiples materiales

Suministro de refrigerante interior

TCHA H9
SIG 140°

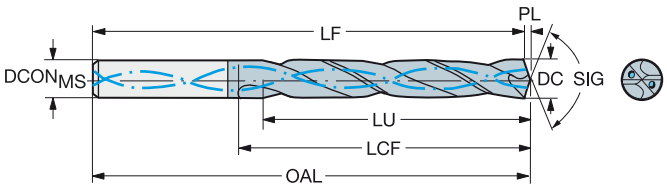

							P	M	K	N	S	H	Dimensiones, mm, pulg.								BAR	PSI	
DC	DC"	LU	LU"	ULDR	CZC_{MS}	Código de pedido	GC34	GC34	GC34	GC34	GC34	GC34	$DCON_{MS}$	$DCON_{MS}$"	OAL	OAL"	LF	LF"	LCF	LCF"	PL	PL"			BSG
7.00	.276	22.0	.866	3	8	460.1-0700-021A1-XM	☆	☆	☆	☆	☆	☆	8.0	.315	79	3.110	78.0	3.071	34	1.339	1.0	.039	20	290	DIN 6537 K
7.00	.276	36.0	1.417	5	8	460.1-0700-035A1-XM	☆	☆	☆	☆	☆	☆	8.0	.315	91	3.583	90.0	3.543	53	2.087	1.0	.039	20	290	DIN 6537 L
7.00	.276	57.0	2.244	8	8	460.1-0700-053A1-XM	☆	☆	☆	☆	☆	☆	8.0	.315	126	4.961	125.0	4.921	84	3.307	1.0	.039	20	290	COROMANT
7.04	.277	36.2	1.425	5	8	460.1-0704-035A1-XM	☆	☆	☆	☆	☆	☆	8.0	.315	91	3.583	90.0	3.543	53	2.087	1.0	.039	20	290	DIN 6537 L
7.10	.280	22.3	.878	3	8	460.1-0710-021A1-XM	☆	☆	☆	☆	☆	☆	8.0	.315	79	3.110	78.0	3.071	41	1.614	1.0	.039	20	290	DIN 6537 K
7.10	.280	36.5	1.437	5	8	460.1-0710-036A1-XM	☆	☆	☆	☆	☆	☆	8.0	.315	91	3.583	90.0	3.543	53	2.087	1.0	.039	20	290	DIN 6537 L
7.14	.281	22.5	.886	3	8	460.1-0714-021A1-XM	☆	☆	☆	☆	☆	☆	8.0	.315	79	3.110	77.9	3.067	41	1.614	1.1	.043	20	290	DIN 6537 K
7.14	.281	36.8	1.449	5	8	460.1-0714-036A1-XM	☆	☆	☆	☆	☆	☆	8.0	.315	91	3.583	89.9	3.539	53	2.087	1.1	.043	20	290	DIN 6537 L
7.14	.281	58.2	2.291	8	8	460.1-0714-054A1-XM	☆	☆	☆	☆	☆	☆	8.0	.315	126	4.961	124.9	4.917	84	3.307	1.1	.043	20	290	COROMANT
7.20	.283	37.1	1.461	5	8	460.1-0720-036A1-XM	☆	☆	☆	☆	☆	☆	8.0	.315	91	3.583	89.9	3.539	53	2.087	1.1	.043	20	290	DIN 6537 L
7.20	.283	58.7	2.311	8	8	460.1-0720-054A1-XM	☆	☆	☆	☆	☆	☆	8.0	.315	126	4.961	124.9	4.917	84	3.307	1.1	.043	20	290	COROMANT
7.30	.287	23.0	.906	3	8	460.1-0730-022A1-XM	☆	☆	☆	☆	☆	☆	8.0	.315	79	3.110	77.9	3.067	41	1.614	1.1	.043	20	290	DIN 6537 K
7.30	.287	37.6	1.480	5	8	460.1-0730-037A1-XM	☆	☆	☆	☆	☆	☆	8.0	.315	91	3.583	89.9	3.539	53	2.087	1.1	.043	20	290	DIN 6537 L
7.40	.291	23.3	.917	3	8	460.1-0740-022A1-XM	☆	☆	☆	☆	☆	☆	8.0	.315	79	3.110	77.9	3.067	41	1.614	1.1	.043	20	290	DIN 6537 K
7.40	.291	38.1	1.500	5	8	460.1-0740-037A1-XM	☆	☆	☆	☆	☆	☆	8.0	.315	91	3.583	89.9	3.539	53	2.087	1.1	.043	20	290	DIN 6537 L
7.40	.291	60.3	2.374	8	8	460.1-0740-056A1-XM	☆	☆	☆	☆	☆	☆	8.0	.315	126	4.961	124.9	4.917	84	3.307	1.1	.043	20	290	COROMANT
7.45	.293	38.3	1.508	5	8	460.1-0745-037A1-XM	☆	☆	☆	☆	☆	☆	8.0	.315	91	3.583	89.9	3.539	53	2.087	1.1	.043	20	290	DIN 6537 L
7.50	.295	23.6	.929	3	8	460.1-0750-023A1-XM	☆	☆	☆	☆	☆	☆	8.0	.315	79	3.110	77.9	3.067	41	1.614	1.1	.043	20	290	DIN 6537 K
7.50	.295	38.6	1.520	5	8	460.1-0750-038A1-XM	☆	☆	☆	☆	☆	☆	8.0	.315	91	3.583	89.9	3.539	53	2.087	1.1	.043	20	290	DIN 6537 L
7.50	.295	61.1	2.406	8	8	460.1-0750-056A1-XM	☆	☆	☆	☆	☆	☆	8.0	.315	126	4.961	124.9	4.917	84	3.307	1.1	.043	20	290	COROMANT
7.54	.297	23.7	.933	3	8	460.1-0754-023A1-XM	☆	☆	☆	☆	☆	☆	8.0	.315	79	3.110	77.9	3.067	41	1.614	1.1	.043	20	290	DIN 6537 K
7.54	.297	38.8	1.528	5	8	460.1-0754-038A1-XM	☆	☆	☆	☆	☆	☆	8.0	.315	91	3.583	89.9	3.539	53	2.087	1.1	.043	20	290	DIN 6537 L
7.60	.299	23.9	.941	3	8	460.1-0760-023A1-XM	☆	☆	☆	☆	☆	☆	8.0	.315	79	3.110	77.9	3.067	41	1.614	1.1	.043	20	290	DIN 6537 K
7.60	.299	39.1	1.539	5	8	460.1-0760-038A1-XM	☆	☆	☆	☆	☆	☆	8.0	.315	91	3.583	89.9	3.539	53	2.087	1.1	.043	20	290	DIN 6537 L
7.60	.299	61.9	2.437	8	8	460.1-0760-057A1-XM	☆	☆	☆	☆	☆	☆	8.0	.315	126	4.961	124.9	4.917	84	3.307	1.1	.043	20	290	COROMANT
7.70	.303	24.2	.953	3	8	460.1-0770-023A1-XM	☆	☆	☆	☆	☆	☆	8.0	.315	79	3.110	77.9	3.067	41	1.614	1.1	.043	20	290	DIN 6537 K
7.70	.303	39.6	1.559	5	8	460.1-0770-039A1-XM	☆	☆	☆	☆	☆	☆	8.0	.315	91	3.583	89.9	3.539	53	2.087	1.1	.043	20	290	DIN 6537 L
7.70	.303	62.7	2.469	8	8	460.1-0770-058A1-XM	☆	☆	☆	☆	☆	☆	8.0	.315	126	4.961	124.9	4.917	84	3.307	1.1	.043	20	290	COROMANT
7.80	.307	24.6	.969	3	8	460.1-0780-023A1-XM	☆	☆	☆	☆	☆	☆	8.0	.315	79	3.110	77.8	3.063	41	1.614	1.2	.047	20	290	DIN 6537 K
7.80	.307	40.2	1.583	5	8	460.1-0780-039A1-XM	☆	☆	☆	☆	☆	☆	8.0	.315	91	3.583	89.8	3.535	53	2.087	1.2	.047	20	290	DIN 6537 L
7.80	.307	63.6	2.504	8	8	460.1-0780-059A1-XM	☆	☆	☆	☆	☆	☆	8.0	.315	126	4.961	124.8	4.913	84	3.307	1.2	.047	20	290	COROMANT
7.90	.311	24.9	.980	3	8	460.1-0790-024A1-XM	☆	☆	☆	☆	☆	☆	8.0	.315	79	3.110	77.8	3.063	41	1.614	1.2	.047	20	290	DIN 6537 K
7.90	.311	40.7	1.602	5	8	460.1-0790-040A1-XM	☆	☆	☆	☆	☆	☆	8.0	.315	91	3.583	89.8	3.535	53	2.087	1.2	.047	20	290	DIN 6537 L
7.94	.313	25.0	.984	3	8	460.1-0794-024A1-XM	☆	☆	☆	☆	☆	☆	8.0	.315	79	3.110	77.8	3.063	41	1.614	1.2	.047	20	290	DIN 6537 K
7.94	.313	40.9	1.610	5	8	460.1-0794-040A1-XM	☆	☆	☆	☆	☆	☆	8.0	.315	91	3.583	89.8	3.535	53	2.087	1.2	.047	20	290	DIN 6537 L
7.94	.313	64.7	2.547	8	8	460.1-0794-060A1-XM	☆	☆	☆	☆	☆	☆	8.0	.315	126	4.961	124.8	4.913	84	3.307	1.2	.047	20	290	COROMANT
8.00	.315	25.2	.992	3	8	460.1-0800-024A1-XM	☆	☆	☆	☆	☆	☆	8.0	.315	79	3.110	77.8	3.063	41	1.614	1.2	.047	20	290	DIN 6537 K
8.00	.315	41.2	1.622	5	8	460.1-0800-040A1-XM	☆	☆	☆	☆	☆	☆	8.0	.315	91	3.583	89.8	3.535	53	2.087	1.2	.047	20	290	DIN 6537 L
8.00	.315	65.2	2.567	8	8	460.1-0800-060A1-XM	☆	☆	☆	☆	☆	☆	8.0	.315	126	4.961	124.8	4.913	84	3.307	1.2	.047	20	290	COROMANT
8.03	.316	41.3	1.626	5	10	460.1-0803-040A1-XM	☆	☆	☆	☆	☆	☆	10.0	.394	103	4.055	101.8	4.008	61	2.402	1.2	.047	20	290	DIN 6537 L
8.05	.317	25.3	.996	3	10	460.1-0805-024A1-XM	☆	☆	☆	☆	☆	☆	10.0	.394	89	3.504	87.8	3.457	47	1.850	1.2	.047	20	290	DIN 6537 K
8.05	.317	41.4	1.630	5	10	460.1-0805-040A1-XM	☆	☆	☆	☆	☆	☆	10.0	.394	103	4.055	101.8	4.008	61	2.402	1.2	.047	20	290	DIN 6537 L
8.10	.319	25.5	1.004	3	10	460.1-0810-024A1-XM	☆	☆	☆	☆	☆	☆	10.0	.394	89	3.504	87.8	3.457	47	1.850	1.2	.047	20	290	DIN 6537 K
8.10	.319	41.7	1.642	5	10	460.1-0810-041A1-XM	☆	☆	☆	☆	☆	☆	10.0	.394	103	4.055	101.8	4.008	61	2.402	1.2	.047	20	290	DIN 6537 L
8.10	.319	66.0	2.598	8	10	460.1-0810-061A1-XM	☆	☆	☆	☆	☆	☆	10.0	.394	152	5.984	150.8	5.937	106	4.173	1.2	.047	20	290	COROMANT
8.15	.321	42.0	1.654	5	10	460.1-0815-041A1-XM	☆	☆	☆	☆	☆	☆	10.0	.394	103	4.055	101.8	4.008	61	2.402	1.2	.047	20	290	DIN 6537 L
8.20	.323	25.8	1.016	3	10	460.1-0820-025A1-XM	☆	☆	☆	☆	☆	☆	10.0	.394	89	3.504	87.8	3.457	47	1.850	1.2	.047	20	290	DIN 6537 K
8.20	.323	42.2	1.661	5	10	460.1-0820-041A1-XM	☆	☆	☆	☆	☆	☆	10.0	.394	103	4.055	101.8	4.008	61	2.402	1.2	.047	20	290	DIN 6537 L
8.20	.323	66.8	2.630	8	10	460.1-0820-062A1-XM	☆	☆	☆	☆	☆	☆	10.0	.394	152	5.984	150.8	5.937	106	4.173	1.2	.047	20	290	COROMANT
8.25	.325	42.5	1.673	5	10	460.1-0825-041A1-XM	☆	☆	☆	☆	☆	☆	10.0	.394	103	4.055	101.8	4.008	61	2.402	1.2	.047	20	290	DIN 6537 L
8.30	.327	42.7	1.681	5	10	460.1-0830-042A1-XM	☆	☆	☆	☆	☆	☆	10.0	.394	103	4.055	101.8	4.008	61	2.402	1.2	.047	20	290	DIN 6537 L

Datos de corte: www.sandvik.coromant.com

E9 E28 E14

Broca de metal duro enteriza CoroDrill® 460

Para múltiples materiales

Suministro de refrigerante interior

TCHA H9
SIG 140°

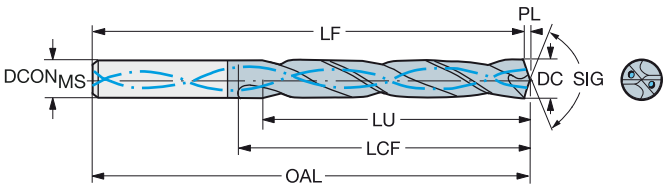

							P	M	K	N	S	H	Dimensiones, mm, pulg.										
DC	DC"	LU	LU"	ULDR	CZC_{MS}	Código de pedido	GC34	GC34	GC34	GC34	GC34	GC34	$DCON_{MS}$	$DCON_{MS}$"	OAL	OAL"	LF	LF"	LCF	LCF"	PL	PL"	BAR / PSI	BSG
8.33	.328	26.2	1.032	3	10	460.1-0833-025A1-XM	☆	☆	☆	☆	☆	☆	10.0	.394	89	3.504	87.8	3.457	47	1.850	1.2	.047	20 290	DIN 6537 K
8.33	.328	42.9	1.689	5	10	460.1-0833-042A1-XM	☆	☆	☆	☆	☆	☆	10.0	.394	103	4.055	101.8	4.008	61	2.402	1.2	.047	20 290	DIN 6537 L
8.33	.328	67.9	2.673	8	10	460.1-0833-062A1-XM	☆	☆	☆	☆	☆	☆	10.0	.394	152	5.984	150.8	5.937	106	4.173	1.2	.047	20 290	COROMANT
8.40	.331	26.4	1.039	3	10	460.1-0840-025A1-XM	☆	☆	☆	☆	☆	☆	10.0	.394	89	3.504	87.8	3.457	47	1.850	1.2	.047	20 290	DIN 6537 K
8.40	.331	43.2	1.701	5	10	460.1-0840-042A1-XM	☆	☆	☆	☆	☆	☆	10.0	.394	103	4.055	101.8	4.008	61	2.402	1.2	.047	20 290	DIN 6537 L
8.40	.331	68.4	2.693	8	10	460.1-0840-063A1-XM	☆	☆	☆	☆	☆	☆	10.0	.394	152	5.984	150.8	5.937	106	4.173	1.2	.047	20 290	COROMANT
8.43	.332	43.4	1.709	5	10	460.1-0843-042A1-XM	☆	☆	☆	☆	☆	☆	10.0	.394	103	4.055	101.8	4.008	61	2.402	1.2	.047	20 290	DIN 6537 L
8.50	.335	26.8	1.055	3	10	460.1-0850-026A1-XM	☆	☆	☆	☆	☆	☆	10.0	.394	89	3.504	87.7	3.453	47	1.850	1.3	.051	20 290	DIN 6537 K
8.50	.335	43.8	1.724	5	10	460.1-0850-043A1-XM	☆	☆	☆	☆	☆	☆	10.0	.394	103	4.055	101.7	4.004	61	2.402	1.3	.051	20 290	DIN 6537 L
8.50	.335	69.3	2.728	8	10	460.1-0850-064A1-XM	☆	☆	☆	☆	☆	☆	10.0	.394	152	5.984	150.7	5.933	106	4.173	1.3	.051	20 290	COROMANT
8.55	.337	44.0	1.732	5	10	460.1-0855-043A1-XM	☆	☆	☆	☆	☆	☆	10.0	.394	103	4.055	101.7	4.004	61	2.402	1.3	.051	20 290	DIN 6537 L
8.60	.339	27.1	1.067	3	10	460.1-0860-026A1-XM	☆	☆	☆	☆	☆	☆	10.0	.394	89	3.504	87.7	3.453	47	1.850	1.3	.051	20 290	DIN 6537 K
8.60	.339	44.3	1.744	5	10	460.1-0860-043A1-XM	☆	☆	☆	☆	☆	☆	10.0	.394	103	4.055	101.7	4.004	61	2.402	1.3	.051	20 290	DIN 6537 L
8.60	.339	70.1	2.760	8	10	460.1-0860-065A1-XM	☆	☆	☆	☆	☆	☆	10.0	.394	152	5.984	150.7	5.933	106	4.173	1.3	.051	20 290	COROMANT
8.70	.343	27.4	1.079	3	10	460.1-0870-026A1-XM	☆	☆	☆	☆	☆	☆	10.0	.394	89	3.504	87.7	3.453	47	1.850	1.3	.051	20 290	DIN 6537 K
8.70	.343	44.8	1.764	5	10	460.1-0870-044A1-XM	☆	☆	☆	☆	☆	☆	10.0	.394	103	4.055	101.7	4.004	61	2.402	1.3	.051	20 290	DIN 6537 L
8.70	.343	70.9	2.791	8	10	460.1-0870-065A1-XM	☆	☆	☆	☆	☆	☆	10.0	.394	152	5.984	150.7	5.933	106	4.173	1.3	.051	20 290	COROMANT
8.73	.344	27.5	1.083	3	10	460.1-0873-026A1-XM	☆	☆	☆	☆	☆	☆	10.0	.394	89	3.504	87.7	3.453	47	1.850	1.3	.051	20 290	DIN 6537 K
8.73	.344	44.9	1.768	5	10	460.1-0873-044A1-XM	☆	☆	☆	☆	☆	☆	10.0	.394	103	4.055	101.7	4.004	61	2.402	1.3	.051	20 290	DIN 6537 L
8.73	.344	71.1	2.799	8	10	460.1-0873-065A1-XM	☆	☆	☆	☆	☆	☆	10.0	.394	152	5.984	150.7	5.933	106	4.173	1.3	.051	20 290	COROMANT
8.80	.346	27.7	1.091	3	10	460.1-0880-026A1-XM	☆	☆	☆	☆	☆	☆	10.0	.394	89	3.504	87.7	3.453	47	1.850	1.3	.051	20 290	DIN 6537 K
8.80	.346	45.3	1.783	5	10	460.1-0880-044A1-XM	☆	☆	☆	☆	☆	☆	10.0	.394	103	4.055	101.7	4.004	61	2.402	1.3	.051	20 290	DIN 6537 L
8.80	.346	71.7	2.823	8	10	460.1-0880-066A1-XM	☆	☆	☆	☆	☆	☆	10.0	.394	152	5.984	150.7	5.933	106	4.173	1.3	.051	20 290	COROMANT
8.84	.348	45.5	1.791	5	10	460.1-0884-044A1-XM	☆	☆	☆	☆	☆	☆	10.0	.394	103	4.055	101.7	4.004	61	2.402	1.3	.051	20 290	DIN 6537 L
8.90	.350	28.0	1.102	3	10	460.1-0890-027A1-XM	☆	☆	☆	☆	☆	☆	10.0	.394	89	3.504	87.7	3.453	47	1.850	1.3	.051	20 290	DIN 6537 K
8.90	.350	45.8	1.803	5	10	460.1-0890-045A1-XM	☆	☆	☆	☆	☆	☆	10.0	.394	103	4.055	101.7	4.004	61	2.402	1.3	.051	20 290	DIN 6537 L
9.00	.354	28.3	1.114	3	10	460.1-0900-027A1-XM	☆	☆	☆	☆	☆	☆	10.0	.394	89	3.504	87.7	3.453	47	1.850	1.3	.051	20 290	DIN 6537 K
9.00	.354	46.3	1.823	5	10	460.1-0900-045A1-XM	☆	☆	☆	☆	☆	☆	10.0	.394	103	4.055	101.7	4.004	61	2.402	1.3	.051	20 290	DIN 6537 L
9.00	.354	73.3	2.886	8	10	460.1-0900-068A1-XM	☆	☆	☆	☆	☆	☆	10.0	.394	152	5.984	150.7	5.933	106	4.173	1.3	.051	20 290	COROMANT
9.10	.358	28.6	1.126	3	10	460.1-0910-027A1-XM	☆	☆	☆	☆	☆	☆	10.0	.394	89	3.504	87.7	3.453	47	1.850	1.3	.051	20 290	DIN 6537 K
9.10	.358	46.8	1.843	5	10	460.1-0910-046A1-XM	☆	☆	☆	☆	☆	☆	10.0	.394	103	4.055	101.7	4.004	61	2.402	1.3	.051	20 290	DIN 6537 L
9.13	.359	28.7	1.130	3	10	460.1-0913-027A1-XM	☆	☆	☆	☆	☆	☆	10.0	.394	89	3.504	87.6	3.449	47	1.850	1.4	.055	20 290	DIN 6537 K
9.13	.359	47.0	1.850	5	10	460.1-0913-046A1-XM	☆	☆	☆	☆	☆	☆	10.0	.394	103	4.055	101.6	4.000	61	2.402	1.4	.055	20 290	DIN 6537 L
9.13	.359	74.4	2.929	8	10	460.1-0913-068A1-XM	☆	☆	☆	☆	☆	☆	10.0	.394	152	5.984	150.6	5.929	106	4.173	1.4	.055	20 290	COROMANT
9.20	.362	47.4	1.866	5	10	460.1-0920-046A1-XM	☆	☆	☆	☆	☆	☆	10.0	.394	103	4.055	101.6	4.000	61	2.402	1.4	.055	20 290	DIN 6537 L
9.30	.366	29.3	1.154	3	10	460.1-0930-028A1-XM	☆	☆	☆	☆	☆	☆	10.0	.394	89	3.504	87.6	3.449	47	1.850	1.4	.055	20 290	DIN 6537 K
9.30	.366	47.9	1.886	5	10	460.1-0930-047A1-XM	☆	☆	☆	☆	☆	☆	10.0	.394	103	4.055	101.6	4.000	61	2.402	1.4	.055	20 290	DIN 6537 L
9.30	.366	75.8	2.984	8	10	460.1-0930-070A1-XM	☆	☆	☆	☆	☆	☆	10.0	.394	152	5.984	150.6	5.929	106	4.173	1.4	.055	20 290	COROMANT
9.35	.368	48.1	1.894	5	10	460.1-0935-047A1-XM	☆	☆	☆	☆	☆	☆	10.0	.394	103	4.055	101.6	4.000	61	2.402	1.4	.055	20 290	DIN 6537 L
9.40	.370	29.6	1.165	3	10	460.1-0940-028A1-XM	☆	☆	☆	☆	☆	☆	10.0	.394	89	3.504	87.6	3.449	47	1.850	1.4	.055	20 290	DIN 6537 K
9.40	.370	48.4	1.906	5	10	460.1-0940-047A1-XM	☆	☆	☆	☆	☆	☆	10.0	.394	103	4.055	101.6	4.000	61	2.402	1.4	.055	20 290	DIN 6537 L
9.50	.374	29.9	1.177	3	10	460.1-0950-029A1-XM	☆	☆	☆	☆	☆	☆	10.0	.394	89	3.504	87.6	3.449	47	1.850	1.4	.055	20 290	DIN 6537 K
9.50	.374	48.7	1.917	5	10	460.1-0950-048A1-XM	☆	☆	☆	☆	☆	☆	10.0	.394	103	4.055	101.6	4.000	61	2.402	1.4	.055	20 290	DIN 6537 L
9.50	.374	77.4	3.047	8	10	460.1-0950-071A1-XM	☆	☆	☆	☆	☆	☆	10.0	.394	152	5.984	150.6	5.929	106	4.173	1.4	.055	20 290	COROMANT
9.53	.375	30.0	1.181	3	10	460.1-0953-029A1-XM	☆	☆	☆	☆	☆	☆	10.0	.394	89	3.504	87.6	3.449	47	1.850	1.4	.055	20 290	DIN 6537 K
9.53	.375	48.6	1.913	5	10	460.1-0953-048A1-XM	☆	☆	☆	☆	☆	☆	10.0	.394	103	4.055	101.6	4.000	61	2.402	1.4	.055	20 290	DIN 6537 L
9.53	.375	77.6	3.055	8	10	460.1-0953-071A1-XM	☆	☆	☆	☆	☆	☆	10.0	.394	152	5.984	150.6	5.929	106	4.173	1.4	.055	20 290	COROMANT
9.60	.378	30.2	1.189	3	10	460.1-0960-029A1-XM	☆	☆	☆	☆	☆	☆	10.0	.394	89	3.504	87.6	3.449	47	1.850	1.4	.055	20 290	DIN 6537 K
9.60	.378	48.5	1.909	5	10	460.1-0960-048A1-XM	☆	☆	☆	☆	☆	☆	10.0	.394	103	4.055	101.6	4.000	61	2.402	1.4	.055	20 290	DIN 6537 L
9.70	.382	30.5	1.201	3	10	460.1-0970-029A1-XM	☆	☆	☆	☆	☆	☆	10.0	.394	89	3.504	87.6	3.449	47	1.850	1.4	.055	20 290	DIN 6537 K
9.70	.382	48.4	1.906	4	10	460.1-0970-049A1-XM	☆	☆	☆	☆	☆	☆	10.0	.394	103	4.055	101.6	4.000	61	2.402	1.4	.055	20 290	DIN 6537 L

Datos de corte: www.sandvik.coromant.com

E9 E28 E14

SPA

Broca de metal duro enteriza CoroDrill® 460

Para múltiples materiales

Suministro de refrigerante interior

TCHA H9
SIG 140°

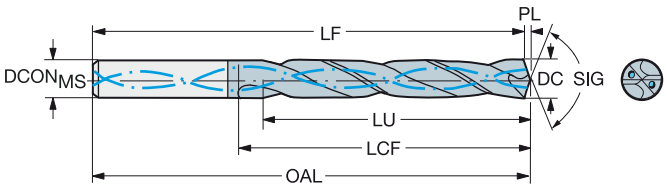

DC	DC"	LU	LU"	ULDR	CZCMS	Código de pedido	P GC34	M GC34	K GC34	N GC34	S GC34	H GC34	Dimensiones, mm, pulg. DCONMS	DCONMS"	OAL	OAL"	LF	LF"	LCF	LCF"	PL	PL"	BAR	PSI	BSG
9.80	.386	30.9	1.217	3	10	460.1-0980-029A1-XM	☆	☆	☆	☆	☆	☆	10.0	.394	89	3.504	87.5	3.445	47	1.850	1.5	.059	20	290	DIN 6537 K
9.80	.386	48.3	1.902	4	10	460.1-0980-049A1-XM	☆	☆	☆	☆	☆	☆	10.0	.394	103	4.055	101.5	3.996	61	2.402	1.5	.059	20	290	DIN 6537 L
9.80	.386	79.9	3.146	8	10	460.1-0980-074A1-XM	☆	☆	☆	☆	☆	☆	10.0	.394	152	5.984	150.5	5.925	106	4.173	1.5	.059	20	290	COROMANT
9.90	.390	31.2	1.228	3	10	460.1-0990-030A1-XM	☆	☆	☆	☆	☆	☆	10.0	.394	89	3.504	87.5	3.445	47	1.850	1.5	.059	20	290	DIN 6537 K
9.90	.390	48.1	1.894	4	10	460.1-0990-050A1-XM	☆	☆	☆	☆	☆	☆	10.0	.394	103	4.055	101.5	3.996	61	2.402	1.5	.059	20	290	DIN 6537 L
9.90	.390	80.7	3.177	8	10	460.1-0990-074A1-XM	☆	☆	☆	☆	☆	☆	10.0	.394	152	5.984	150.5	5.925	106	4.173	1.5	.059	20	290	COROMANT
9.92	.391	31.2	1.228	3	10	460.1-0992-030A1-XM	☆	☆	☆	☆	☆	☆	10.0	.394	89	3.504	87.5	3.445	47	1.850	1.5	.059	20	290	DIN 6537 K
9.92	.391	48.1	1.894	4	10	460.1-0992-050A1-XM	☆	☆	☆	☆	☆	☆	10.0	.394	103	4.055	101.5	3.996	61	2.402	1.5	.059	20	290	DIN 6537 L
9.92	.391	80.8	3.181	8	10	460.1-0992-074A1-XM	☆	☆	☆	☆	☆	☆	10.0	.394	152	5.984	150.5	5.925	106	4.173	1.5	.059	20	290	COROMANT
10.00	.394	31.5	1.240	3	10	460.1-1000-030A1-XM	☆	☆	☆	☆	☆	☆	10.0	.394	89	3.504	87.5	3.445	47	1.850	1.5	.059	20	290	DIN 6537 K
10.00	.394	48.0	1.890	4	10	460.1-1000-050A1-XM	☆	☆	☆	☆	☆	☆	10.0	.394	103	4.055	101.5	3.996	61	2.402	1.5	.059	20	290	DIN 6537 L
10.00	.394	81.5	3.209	8	10	460.1-1000-075A1-XM	☆	☆	☆	☆	☆	☆	10.0	.394	152	5.984	150.5	5.925	106	4.173	1.5	.059	20	290	COROMANT
10.05	.396	31.6	1.244	3	12	460.1-1005-030A1-XM	☆	☆	☆	☆	☆	☆	12.0	.472	102	4.016	100.5	3.957	55	2.165	1.5	.059	20	290	DIN 6537 K
10.05	.396	51.7	2.035	5	12	460.1-1005-050A1-XM	☆	☆	☆	☆	☆	☆	12.0	.472	118	4.646	116.5	4.587	71	2.795	1.5	.059	20	290	DIN 6537 L
10.10	.398	31.8	1.252	3	12	460.1-1010-030A1-XM	☆	☆	☆	☆	☆	☆	12.0	.472	102	4.016	100.5	3.957	55	2.165	1.5	.059	20	290	DIN 6537 K
10.10	.398	52.0	2.047	5	12	460.1-1010-051A1-XM	☆	☆	☆	☆	☆	☆	12.0	.472	118	4.646	116.5	4.587	71	2.795	1.5	.059	20	290	DIN 6537 L
10.20	.402	32.1	1.264	3	12	460.1-1020-031A1-XM	☆	☆	☆	☆	☆	☆	12.0	.472	102	4.016	100.5	3.957	55	2.165	1.5	.059	20	290	DIN 6537 K
10.20	.402	52.5	2.067	5	12	460.1-1020-051A1-XM	☆	☆	☆	☆	☆	☆	12.0	.472	118	4.646	116.5	4.587	71	2.795	1.5	.059	20	290	DIN 6537 L
10.20	.402	83.1	3.272	8	12	460.1-1020-077A1-XM	☆	☆	☆	☆	☆	☆	12.0	.472	180	7.087	178.5	7.028	128	5.039	1.5	.059	20	290	COROMANT
10.26	.404	52.8	2.079	5	12	460.1-1026-051A1-XM	☆	☆	☆	☆	☆	☆	12.0	.472	118	4.646	116.5	4.587	71	2.795	1.5	.059	20	290	DIN 6537 L
10.30	.406	32.4	1.276	3	12	460.1-1030-031A1-XM	☆	☆	☆	☆	☆	☆	12.0	.472	102	4.016	100.5	3.957	55	2.165	1.5	.059	20	290	DIN 6537 K
10.30	.406	53.0	2.087	5	12	460.1-1030-052A1-XM	☆	☆	☆	☆	☆	☆	12.0	.472	118	4.646	116.5	4.587	71	2.795	1.5	.059	20	290	DIN 6537 L
10.30	.406	83.9	3.303	8	12	460.1-1030-077A1-XM	☆	☆	☆	☆	☆	☆	12.0	.472	180	7.087	178.5	7.028	128	5.039	1.5	.059	20	290	COROMANT
10.32	.406	32.5	1.280	3	12	460.1-1032-031A1-XM	☆	☆	☆	☆	☆	☆	12.0	.472	102	4.016	100.5	3.957	55	2.165	1.5	.059	20	290	DIN 6537 K
10.32	.406	53.1	2.091	5	12	460.1-1032-052A1-XM	☆	☆	☆	☆	☆	☆	12.0	.472	118	4.646	116.5	4.587	71	2.795	1.5	.059	20	290	DIN 6537 L
10.32	.406	84.1	3.311	8	12	460.1-1032-077A1-XM	☆	☆	☆	☆	☆	☆	12.0	.472	180	7.087	178.5	7.028	128	5.039	1.5	.059	20	290	COROMANT
10.40	.409	32.7	1.287	3	12	460.1-1040-031A1-XM	☆	☆	☆	☆	☆	☆	12.0	.472	102	4.016	100.5	3.957	55	2.165	1.5	.059	20	290	DIN 6537 K
10.40	.409	53.5	2.106	5	12	460.1-1040-052A1-XM	☆	☆	☆	☆	☆	☆	12.0	.472	118	4.646	116.5	4.587	71	2.795	1.5	.059	20	290	DIN 6537 L
10.40	.409	84.7	3.335	8	12	460.1-1040-078A1-XM	☆	☆	☆	☆	☆	☆	12.0	.472	180	7.087	178.5	7.028	128	5.039	1.5	.059	20	290	COROMANT
10.50	.413	33.1	1.303	3	12	460.1-1050-032A1-XM	☆	☆	☆	☆	☆	☆	12.0	.472	102	4.016	100.4	3.953	55	2.165	1.6	.063	20	290	DIN 6537 K
10.50	.413	54.1	2.130	5	12	460.1-1050-053A1-XM	☆	☆	☆	☆	☆	☆	12.0	.472	118	4.646	116.4	4.583	71	2.795	1.6	.063	20	290	DIN 6537 L
10.50	.413	85.6	3.370	8	12	460.1-1050-079A1-XM	☆	☆	☆	☆	☆	☆	12.0	.472	180	7.087	178.4	7.024	128	5.039	1.6	.063	20	290	COROMANT
10.60	.417	33.4	1.315	3	12	460.1-1060-032A1-XM	☆	☆	☆	☆	☆	☆	12.0	.472	102	4.016	100.4	3.953	55	2.165	1.6	.063	20	290	DIN 6537 K
10.60	.417	54.6	2.150	5	12	460.1-1060-053A1-XM	☆	☆	☆	☆	☆	☆	12.0	.472	118	4.646	116.4	4.583	71	2.795	1.6	.063	20	290	DIN 6537 L
10.70	.421	55.1	2.169	5	12	460.1-1070-054A1-XM	☆	☆	☆	☆	☆	☆	12.0	.472	118	4.646	116.4	4.583	71	2.795	1.6	.063	20	290	DIN 6537 L
10.72	.422	33.7	1.327	3	12	460.1-1072-032A1-XM	☆	☆	☆	☆	☆	☆	12.0	.472	102	4.016	100.4	3.953	55	2.165	1.6	.063	20	290	DIN 6537 K
10.72	.422	55.2	2.173	5	12	460.1-1072-054A1-XM	☆	☆	☆	☆	☆	☆	12.0	.472	118	4.646	116.4	4.583	71	2.795	1.6	.063	20	290	DIN 6537 L
10.72	.422	87.3	3.437	8	12	460.1-1072-080A1-XM	☆	☆	☆	☆	☆	☆	12.0	.472	180	7.087	178.4	7.024	128	5.039	1.6	.063	20	290	COROMANT
10.75	.423	55.3	2.177	5	12	460.1-1075-054A1-XM	☆	☆	☆	☆	☆	☆	12.0	.472	118	4.646	116.4	4.583	71	2.795	1.6	.063	20	290	DIN 6537 L
10.90	.429	56.1	2.209	5	12	460.1-1090-055A1-XM	☆	☆	☆	☆	☆	☆	12.0	.472	118	4.646	116.4	4.583	71	2.795	1.6	.063	20	290	DIN 6537 L
11.00	.433	34.6	1.362	3	12	460.1-1100-033A1-XM	☆	☆	☆	☆	☆	☆	12.0	.472	102	4.016	100.4	3.953	55	2.165	1.6	.063	20	290	DIN 6537 K
11.00	.433	56.6	2.228	5	12	460.1-1100-055A1-XM	☆	☆	☆	☆	☆	☆	12.0	.472	118	4.646	116.4	4.583	71	2.795	1.6	.063	20	290	DIN 6537 L
11.00	.433	89.6	3.528	8	12	460.1-1100-083A1-XM	☆	☆	☆	☆	☆	☆	12.0	.472	180	7.087	178.4	7.024	128	5.039	1.6	.063	20	290	COROMANT
11.11	.437	35.0	1.378	3	12	460.1-1111-033A1-XM	☆	☆	☆	☆	☆	☆	12.0	.472	102	4.016	100.3	3.949	55	2.165	1.7	.067	20	290	DIN 6537 K
11.11	.437	57.2	2.252	5	12	460.1-1111-056A1-XM	☆	☆	☆	☆	☆	☆	12.0	.472	118	4.646	116.3	4.579	71	2.795	1.7	.067	20	290	DIN 6537 L
11.11	.437	90.5	3.563	8	12	460.1-1111-083A1-XM	☆	☆	☆	☆	☆	☆	12.0	.472	180	7.087	178.3	7.020	128	5.039	1.7	.067	20	290	COROMANT
11.20	.441	35.3	1.390	3	12	460.1-1120-034A1-XM	☆	☆	☆	☆	☆	☆	12.0	.472	102	4.016	100.3	3.949	55	2.165	1.7	.067	20	290	DIN 6537 K
11.20	.441	57.6	2.268	5	12	460.1-1120-056A1-XM	☆	☆	☆	☆	☆	☆	12.0	.472	118	4.646	116.3	4.579	71	2.795	1.7	.067	20	290	DIN 6537 L
11.20	.441	91.3	3.594	8	12	460.1-1120-084A1-XM	☆	☆	☆	☆	☆	☆	12.0	.472	180	7.087	178.3	7.020	128	5.039	1.7	.067	20	290	COROMANT
11.30	.445	57.4	2.260	5	12	460.1-1130-057A1-XM	☆	☆	☆	☆	☆	☆	12.0	.472	118	4.646	116.3	4.579	71	2.795	1.7	.067	20	290	DIN 6537 L
11.40	.449	35.9	1.413	3	12	460.1-1140-034A1-XM	☆	☆	☆	☆	☆	☆	12.0	.472	102	4.016	100.3	3.949	55	2.165	1.7	.067	20	290	DIN 6537 K
11.40	.449	57.3	2.256	5	12	460.1-1140-057A1-XM	☆	☆	☆	☆	☆	☆	12.0	.472	118	4.646	116.3	4.579	71	2.795	1.7	.067	20	290	DIN 6537 L

Datos de corte: www.sandvik.coromant.com

E9 E28 E14

Broca de metal duro enteriza CoroDrill® 460

Para múltiples materiales

Suministro de refrigerante interior

TCHA H9
SIG 140°

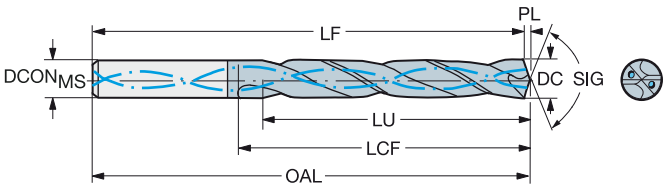

							P	M	K	N	S	H	Dimensiones, mm, pulg.											
DC	DC"	LU	LU"	ULDR	CZC_{MS}	Código de pedido	GC34	GC34	GC34	GC34	GC34	GC34	$DCON_{MS}$	$DCON_{MS}$"	OAL	OAL"	LF	LF"	LCF	LCF"	PL	PL"	BAR	PSI	BSG
11.50	.453	36.2	1.425	3	12	460.1-1150-035A1-XM	☆	☆	☆	☆	☆	☆	12.0	.472	102	4.016	100.3	3.949	55	2.165	1.7	.067	20	290	DIN 6537 K
11.50	.453	57.2	2.252	4	12	460.1-1150-058A1-XM	☆	☆	☆	☆	☆	☆	12.0	.472	118	4.646	116.3	4.579	71	2.795	1.7	.067	20	290	DIN 6537 L
11.50	.453	93.7	3.689	8	12	460.1-1150-086A1-XM	☆	☆	☆	☆	☆	☆	12.0	.472	180	7.087	178.3	7.020	128	5.039	1.7	.067	20	290	COROMANT
11.51	.453	36.2	1.425	3	12	460.1-1151-035A1-XM	☆	☆	☆	☆	☆	☆	12.0	.472	102	4.016	100.3	3.949	55	2.165	1.7	.067	20	290	DIN 6537 K
11.51	.453	57.2	2.252	4	12	460.1-1151-058A1-XM	☆	☆	☆	☆	☆	☆	12.0	.472	118	4.646	116.3	4.579	71	2.795	1.7	.067	20	290	DIN 6537 L
11.51	.453	93.8	3.693	8	12	460.1-1151-086A1-XM	☆	☆	☆	☆	☆	☆	12.0	.472	180	7.087	178.3	7.020	128	5.039	1.7	.067	20	290	COROMANT
11.60	.457	36.5	1.437	3	12	460.1-1160-035A1-XM	☆	☆	☆	☆	☆	☆	12.0	.472	102	4.016	100.3	3.949	55	2.165	1.7	.067	20	290	DIN 6537 K
11.60	.457	57.1	2.248	4	12	460.1-1160-058A1-XM	☆	☆	☆	☆	☆	☆	12.0	.472	118	4.646	116.3	4.579	71	2.795	1.7	.067	20	290	DIN 6537 L
11.70	.461	57.0	2.244	4	12	460.1-1170-059A1-XM	☆	☆	☆	☆	☆	☆	12.0	.472	118	4.646	116.3	4.579	71	2.795	1.7	.067	20	290	DIN 6537 L
11.80	.465	37.2	1.465	3	12	460.1-1180-035A1-XM	☆	☆	☆	☆	☆	☆	12.0	.472	102	4.016	100.2	3.945	55	2.165	1.8	.071	20	290	DIN 6537 K
11.80	.465	56.8	2.236	4	12	460.1-1180-059A1-XM	☆	☆	☆	☆	☆	☆	12.0	.472	118	4.646	116.2	4.575	71	2.795	1.8	.071	20	290	DIN 6537 L
11.80	.465	96.2	3.787	8	12	460.1-1180-089A1-XM	☆	☆	☆	☆	☆	☆	12.0	.472	180	7.087	178.2	7.016	128	5.039	1.8	.071	20	290	COROMANT
11.91	.469	37.5	1.476	3	12	460.1-1191-036A1-XM	☆	☆	☆	☆	☆	☆	12.0	.472	102	4.016	100.2	3.945	55	2.165	1.8	.071	20	290	DIN 6537 K
11.91	.469	56.7	2.232	4	12	460.1-1191-060A1-XM	☆	☆	☆	☆	☆	☆	12.0	.472	118	4.646	116.2	4.575	71	2.795	1.8	.071	20	290	DIN 6537 L
11.91	.469	97.0	3.819	8	12	460.1-1191-089A1-XM	☆	☆	☆	☆	☆	☆	12.0	.472	180	7.087	178.2	7.016	128	5.039	1.8	.071	20	290	COROMANT
12.00	.472	37.8	1.488	3	12	460.1-1200-036A1-XM	☆	☆	☆	☆	☆	☆	12.0	.472	102	4.016	100.2	3.945	55	2.165	1.8	.071	20	290	DIN 6537 K
12.00	.472	56.6	2.228	4	12	460.1-1200-060A1-XM	☆	☆	☆	☆	☆	☆	12.0	.472	118	4.646	116.2	4.575	71	2.795	1.8	.071	20	290	DIN 6537 L
12.00	.472	97.8	3.850	8	12	460.1-1200-090A1-XM	☆	☆	☆	☆	☆	☆	12.0	.472	180	7.087	178.2	7.016	128	5.039	1.8	.071	20	290	COROMANT
12.05	.474	37.9	1.492	3	14	460.1-1205-036A1-XM	☆	☆	☆	☆	☆	☆	14.0	.551	107	4.213	105.2	4.142	60	2.362	1.8	.071	20	290	DIN 6537 K
12.05	.474	62.0	2.441	5	14	460.1-1205-060A1-XM	☆	☆	☆	☆	☆	☆	14.0	.551	124	4.882	122.2	4.811	77	3.032	1.8	.071	20	290	DIN 6537 L
12.10	.476	38.1	1.500	3	14	460.1-1210-036A1-XM	☆	☆	☆	☆	☆	☆	14.0	.551	107	4.213	105.2	4.142	60	2.362	1.8	.071	20	290	DIN 6537 K
12.20	.480	38.4	1.512	3	14	460.1-1220-037A1-XM	☆	☆	☆	☆	☆	☆	14.0	.551	107	4.213	105.2	4.142	60	2.362	1.8	.071	20	290	DIN 6537 K
12.20	.480	62.4	2.457	5	14	460.1-1220-061A1-XM	☆	☆	☆	☆	☆	☆	14.0	.551	124	4.882	122.2	4.811	77	3.032	1.8	.071	20	290	DIN 6537 L
12.20	.480	99.4	3.913	8	14	460.1-1220-092A1-XM	☆	☆	☆	☆	☆	☆	14.0	.551	202	7.953	200.2	7.882	151	5.945	1.8	.071	20	290	COROMANT
12.25	.482	62.3	2.453	5	14	460.1-1225-061A1-XM	☆	☆	☆	☆	☆	☆	14.0	.551	124	4.882	122.2	4.811	77	3.032	1.8	.071	20	290	DIN 6537 L
12.30	.484	38.7	1.524	3	14	460.1-1230-037A1-XM	☆	☆	☆	☆	☆	☆	14.0	.551	107	4.213	105.2	4.142	60	2.362	1.8	.071	20	290	DIN 6537 K
12.30	.484	62.2	2.449	5	14	460.1-1230-062A1-XM	☆	☆	☆	☆	☆	☆	14.0	.551	124	4.882	122.2	4.811	77	3.032	1.8	.071	20	290	DIN 6537 L
12.30	.484	100.3	3.949	8	14	460.1-1230-092A1-XM	☆	☆	☆	☆	☆	☆	14.0	.551	202	7.953	200.2	7.882	151	5.945	1.8	.071	20	290	COROMANT
12.40	.488	62.1	2.445	5	14	460.1-1240-062A1-XM	☆	☆	☆	☆	☆	☆	14.0	.551	124	4.882	122.2	4.811	77	3.032	1.8	.071	20	290	DIN 6537 L
12.50	.492	39.4	1.551	3	14	460.1-1250-038A1-XM	☆	☆	☆	☆	☆	☆	14.0	.551	107	4.213	105.1	4.138	60	2.362	1.9	.075	20	290	DIN 6537 K
12.50	.492	62.0	2.441	4	14	460.1-1250-063A1-XM	☆	☆	☆	☆	☆	☆	14.0	.551	124	4.882	122.1	4.807	77	3.032	1.9	.075	20	290	DIN 6537 L
12.50	.492	101.9	4.012	8	14	460.1-1250-094A1-XM	☆	☆	☆	☆	☆	☆	14.0	.551	202	7.953	200.1	7.878	151	5.945	1.9	.075	20	290	COROMANT
12.60	.496	61.9	2.437	4	14	460.1-1260-063A1-XM	☆	☆	☆	☆	☆	☆	14.0	.551	124	4.882	122.1	4.807	77	3.032	1.9	.075	20	290	DIN 6537 L
12.70	.500	40.0	1.575	3	14	460.1-1270-038A1-XM	☆	☆	☆	☆	☆	☆	14.0	.551	107	4.213	105.1	4.138	60	2.362	1.9	.075	20	290	DIN 6537 K
12.70	.500	61.8	2.433	4	14	460.1-1270-064A1-XM	☆	☆	☆	☆	☆	☆	14.0	.551	124	4.882	122.1	4.807	77	3.032	1.9	.075	20	290	DIN 6537 L
12.70	.500	103.5	4.075	8	14	460.1-1270-095A1-XM	☆	☆	☆	☆	☆	☆	14.0	.551	202	7.953	200.1	7.878	151	5.945	1.9	.075	20	290	COROMANT
12.80	.504	40.3	1.587	3	14	460.1-1280-038A1-XM	☆	☆	☆	☆	☆	☆	14.0	.551	107	4.213	105.1	4.138	60	2.362	1.9	.075	20	290	DIN 6537 K
12.80	.504	61.6	2.425	4	14	460.1-1280-064A1-XM	☆	☆	☆	☆	☆	☆	14.0	.551	124	4.882	122.1	4.807	77	3.032	1.9	.075	20	290	DIN 6537 L
12.80	.504	104.3	4.106	8	14	460.1-1280-096A1-XM	☆	☆	☆	☆	☆	☆	14.0	.551	202	7.953	200.1	7.878	151	5.945	1.9	.075	20	290	COROMANT
12.90	.508	61.5	2.421	4	14	460.1-1290-065A1-XM	☆	☆	☆	☆	☆	☆	14.0	.551	124	4.882	122.1	4.807	77	3.032	1.9	.075	20	290	DIN 6537 L
13.00	.512	40.9	1.610	3	14	460.1-1300-039A1-XM	☆	☆	☆	☆	☆	☆	14.0	.551	107	4.213	105.1	4.138	60	2.362	1.9	.075	20	290	DIN 6537 K
13.00	.512	61.4	2.417	4	14	460.1-1300-065A1-XM	☆	☆	☆	☆	☆	☆	14.0	.551	124	4.882	122.1	4.807	77	3.032	1.9	.075	20	290	DIN 6537 L
13.00	.512	105.9	4.169	8	14	460.1-1300-098A1-XM	☆	☆	☆	☆	☆	☆	14.0	.551	202	7.953	200.1	7.878	151	5.945	1.9	.075	20	290	COROMANT
13.10	.516	41.2	1.622	3	14	460.1-1310-039A1-XM	☆	☆	☆	☆	☆	☆	14.0	.551	107	4.213	105.0	4.134	60	2.362	2.0	.079	20	290	DIN 6537 K
13.10	.516	61.3	2.413	4	14	460.1-1310-066A1-XM	☆	☆	☆	☆	☆	☆	14.0	.551	124	4.882	122.0	4.803	77	3.032	2.0	.079	20	290	DIN 6537 L
13.10	.516	106.7	4.201	8	14	460.1-1310-098A1-XM	☆	☆	☆	☆	☆	☆	14.0	.551	202	7.953	200.0	7.874	151	5.945	2.0	.079	20	290	COROMANT
13.25	.522	61.1	2.406	4	14	460.1-1325-066A1-XM	☆	☆	☆	☆	☆	☆	14.0	.551	124	4.882	122.0	4.803	77	3.032	2.0	.079	20	290	DIN 6537 L
13.40	.528	60.9	2.398	4	14	460.1-1340-067A1-XM	☆	☆	☆	☆	☆	☆	14.0	.551	124	4.882	122.0	4.803	77	3.032	2.0	.079	20	290	DIN 6537 L

Datos de corte: www.sandvik.coromant.com

E9 E28 E14

SPA

Broca de metal duro enteriza CoroDrill® 460

Para múltiples materiales

Suministro de refrigerante interior

TCHA H9
SIG 140°

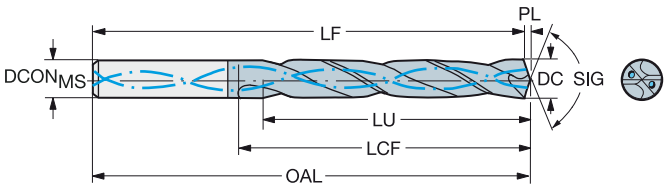

							P	M	K	N	S	H	Dimensiones, mm, pulg.									BAR	PSI	
DC	DC"	LU	LU"	ULDR	CZC_{MS}	Código de pedido	GC34	GC34	GC34	GC34	GC34	GC34	$DCON_{MS}$	$DCON_{MS}$"	OAL	OAL"	LF	LF"	LCF	LCF"	PL	PL"			BSG
13.49	.531	42.5	1.673	3	14	460.1-1349-041A1-XM	☆	☆	☆	☆	☆	☆	14.0	.551	107	4.213	105.0	4.134	60	2.362	2.0	.079	20	290	DIN 6537 K
13.49	.531	60.8	2.394	4	14	460.1-1349-061A1-XM	☆	☆	☆	☆	☆	☆	14.0	.551	124	4.882	122.0	4.803	77	3.032	2.0	.079	20	290	DIN 6537 L
13.49	.531	110.0	4.331	8	14	460.1-1349-101A1-XM	☆	☆	☆	☆	☆	☆	14.0	.551	202	7.953	200.0	7.874	151	5.945	2.0	.079	20	290	COROMANT
13.50	.531	42.5	1.673	3	14	460.1-1350-041A1-XM	☆	☆	☆	☆	☆	☆	14.0	.551	107	4.213	105.0	4.134	60	2.362	2.0	.079	20	290	DIN 6537 K
13.50	.531	60.8	2.394	4	14	460.1-1350-061A1-XM	☆	☆	☆	☆	☆	☆	14.0	.551	124	4.882	122.0	4.803	77	3.032	2.0	.079	20	290	DIN 6537 L
13.50	.531	110.0	4.331	8	14	460.1-1350-101A1-XM	☆	☆	☆	☆	☆	☆	14.0	.551	202	7.953	200.0	7.874	151	5.945	2.0	.079	20	290	COROMANT
13.65	.537	60.6	2.386	4	14	460.1-1365-061A1-XM	☆	☆	☆	☆	☆	☆	14.0	.551	124	4.882	122.0	4.803	77	3.032	2.0	.079	20	290	DIN 6537 L
13.70	.539	111.6	4.394	8	14	460.1-1370-103A1-XM	☆	☆	☆	☆	☆	☆	14.0	.551	202	7.953	200.0	7.874	151	5.945	2.0	.079	20	290	COROMANT
13.80	.543	43.4	1.709	3	14	460.1-1380-041A1-XM	☆	☆	☆	☆	☆	☆	14.0	.551	107	4.213	104.9	4.130	60	2.362	2.1	.083	20	290	DIN 6537 K
13.80	.543	60.4	2.378	4	14	460.1-1380-062A1-XM	☆	☆	☆	☆	☆	☆	14.0	.551	124	4.882	121.9	4.799	77	3.032	2.1	.083	20	290	DIN 6537 L
13.89	.547	43.3	1.705	3	14	460.1-1389-042A1-XM	☆	☆	☆	☆	☆	☆	14.0	.551	107	4.213	104.9	4.130	60	2.362	2.1	.083	20	290	DIN 6537 K
13.89	.547	60.3	2.374	4	14	460.1-1389-063A1-XM	☆	☆	☆	☆	☆	☆	14.0	.551	124	4.882	121.9	4.799	77	3.032	2.1	.083	20	290	DIN 6537 L
14.00	.551	44.1	1.736	3	14	460.1-1400-042A1-XM	☆	☆	☆	☆	☆	☆	14.0	.551	107	4.213	104.9	4.130	60	2.362	2.1	.083	20	290	DIN 6537 K
14.00	.551	63.0	2.480	4	14	460.1-1400-063A1-XM	☆	☆	☆	☆	☆	☆	14.0	.551	124	4.882	121.9	4.799	77	3.032	2.1	.083	20	290	DIN 6537 L
14.00	.551	114.1	4.492	8	14	460.1-1400-105A1-XM	☆	☆	☆	☆	☆	☆	14.0	.551	202	7.953	199.9	7.870	151	5.945	2.1	.083	20	290	COROMANT
14.10	.555	68.9	2.713	4	16	460.1-1410-063A1-XM	☆	☆	☆	☆	☆	☆	16.0	.630	133	5.236	130.9	5.154	83	3.268	2.1	.083	20	290	DIN 6537 L
14.20	.559	115.7	4.555	8	16	460.1-1420-107A1-XM	☆	☆	☆	☆	☆	☆	16.0	.630	227	8.937	224.9	8.854	172	6.772	2.1	.083	20	290	COROMANT
14.25	.561	44.9	1.768	3	16	460.1-1425-043A1-XM	☆	☆	☆	☆	☆	☆	16.0	.630	115	4.528	112.9	4.445	65	2.559	2.1	.083	20	290	DIN 6537 K
14.25	.561	68.8	2.709	4	16	460.1-1425-071A1-XM	☆	☆	☆	☆	☆	☆	16.0	.630	133	5.236	130.9	5.154	83	3.268	2.1	.083	20	290	DIN 6537 L
14.25	.561	116.1	4.571	8	16	460.1-1425-107A1-XM	☆	☆	☆	☆	☆	☆	16.0	.630	227	8.937	224.9	8.854	172	6.772	2.1	.083	20	290	COROMANT
14.29	.563	45.0	1.772	3	16	460.1-1429-043A1-XM	☆	☆	☆	☆	☆	☆	16.0	.630	115	4.528	112.9	4.445	65	2.559	2.1	.083	20	290	DIN 6537 K
14.29	.563	68.7	2.705	4	16	460.1-1429-072A1-XM	☆	☆	☆	☆	☆	☆	16.0	.630	133	5.236	130.9	5.154	83	3.268	2.1	.083	20	290	DIN 6537 L
14.29	.563	116.4	4.583	8	16	460.1-1429-107A1-XM	☆	☆	☆	☆	☆	☆	16.0	.630	227	8.937	224.9	8.854	172	6.772	2.1	.083	20	290	COROMANT
14.30	.563	68.7	2.705	4	16	460.1-1430-072A1-XM	☆	☆	☆	☆	☆	☆	16.0	.630	133	5.236	130.9	5.154	83	3.268	2.1	.083	20	290	DIN 6537 L
14.50	.571	45.7	1.799	3	16	460.1-1450-044A1-XM	☆	☆	☆	☆	☆	☆	16.0	.630	115	4.528	112.8	4.441	65	2.559	2.2	.087	20	290	DIN 6537 K
14.50	.571	68.5	2.697	4	16	460.1-1450-073A1-XM	☆	☆	☆	☆	☆	☆	16.0	.630	133	5.236	130.8	5.150	83	3.268	2.2	.087	20	290	DIN 6537 L
14.50	.571	118.2	4.654	8	16	460.1-1450-109A1-XM	☆	☆	☆	☆	☆	☆	16.0	.630	227	8.937	224.8	8.850	172	6.772	2.2	.087	20	290	COROMANT
14.60	.575	68.4	2.693	4	16	460.1-1460-073A1-XM	☆	☆	☆	☆	☆	☆	16.0	.630	133	5.236	130.8	5.150	83	3.268	2.2	.087	20	290	DIN 6537 L
14.68	.578	46.2	1.819	3	16	460.1-1468-044A1-XM	☆	☆	☆	☆	☆	☆	16.0	.630	115	4.528	112.8	4.441	65	2.559	2.2	.087	20	290	DIN 6537 K
14.68	.578	68.3	2.689	4	16	460.1-1468-073A1-XM	☆	☆	☆	☆	☆	☆	16.0	.630	133	5.236	130.8	5.150	83	3.268	2.2	.087	20	290	DIN 6537 L
14.70	.579	119.8	4.717	8	16	460.1-1470-110A1-XM	☆	☆	☆	☆	☆	☆	16.0	.630	227	8.937	224.8	8.850	172	6.772	2.2	.087	20	290	COROMANT
14.75	.581	68.3	2.689	4	16	460.1-1475-066A1-XM	☆	☆	☆	☆	☆	☆	16.0	.630	133	5.236	130.8	5.150	83	3.268	2.2	.087	20	290	DIN 6537 L
14.80	.583	46.6	1.835	3	16	460.1-1480-044A1-XM	☆	☆	☆	☆	☆	☆	16.0	.630	115	4.528	112.8	4.441	65	2.559	2.2	.087	20	290	DIN 6537 K
14.80	.583	68.2	2.685	4	16	460.1-1480-067A1-XM	☆	☆	☆	☆	☆	☆	16.0	.630	133	5.236	130.8	5.150	83	3.268	2.2	.087	20	290	DIN 6537 L
15.00	.591	47.2	1.858	3	16	460.1-1500-045A1-XM	☆	☆	☆	☆	☆	☆	16.0	.630	115	4.528	112.8	4.441	65	2.559	2.2	.087	20	290	DIN 6537 K
15.00	.591	68.0	2.677	4	16	460.1-1500-068A1-XM	☆	☆	☆	☆	☆	☆	16.0	.630	133	5.236	130.8	5.150	83	3.268	2.2	.087	20	290	DIN 6537 L
15.00	.591	122.2	4.811	8	16	460.1-1500-113A1-XM	☆	☆	☆	☆	☆	☆	16.0	.630	227	8.937	224.8	8.850	172	6.772	2.2	.087	20	290	COROMANT
15.08	.594	47.5	1.870	3	16	460.1-1508-045A1-XM	☆	☆	☆	☆	☆	☆	16.0	.630	115	4.528	112.8	4.441	65	2.559	2.2	.087	20	290	DIN 6537 K
15.08	.594	67.9	2.673	4	16	460.1-1508-068A1-XM	☆	☆	☆	☆	☆	☆	16.0	.630	133	5.236	130.8	5.150	83	3.268	2.2	.087	20	290	DIN 6537 L
15.08	.594	122.9	4.839	8	16	460.1-1508-113A1-XM	☆	☆	☆	☆	☆	☆	16.0	.630	227	8.937	224.8	8.850	172	6.772	2.2	.087	20	290	COROMANT
15.10	.594	47.6	1.874	3	16	460.1-1510-045A1-XM	☆	☆	☆	☆	☆	☆	16.0	.630	115	4.528	112.7	4.437	65	2.559	2.3	.091	20	290	DIN 6537 K
15.10	.594	67.9	2.673	4	16	460.1-1510-068A1-XM	☆	☆	☆	☆	☆	☆	16.0	.630	133	5.236	130.7	5.146	83	3.268	2.3	.091	20	290	DIN 6537 L
15.10	.594	123.1	4.846	8	16	460.1-1510-113A1-XM	☆	☆	☆	☆	☆	☆	16.0	.630	227	8.937	224.7	8.846	172	6.772	2.3	.091	20	290	COROMANT
15.25	.600	67.8	2.669	4	16	460.1-1525-069A1-XM	☆	☆	☆	☆	☆	☆	16.0	.630	133	5.236	130.7	5.146	83	3.268	2.3	.091	20	290	DIN 6537 L
15.30	.602	67.7	2.665	4	16	460.1-1530-069A1-XM	☆	☆	☆	☆	☆	☆	16.0	.630	133	5.236	130.7	5.146	83	3.268	2.3	.091	20	290	DIN 6537 L
15.50	.610	48.8	1.921	3	16	460.1-1550-047A1-XM	☆	☆	☆	☆	☆	☆	16.0	.630	115	4.528	112.7	4.437	65	2.559	2.3	.091	20	290	DIN 6537 K
15.50	.610	67.5	2.657	4	16	460.1-1550-070A1-XM	☆	☆	☆	☆	☆	☆	16.0	.630	133	5.236	130.7	5.146	83	3.268	2.3	.091	20	290	DIN 6537 L
15.50	.610	126.3	4.972	8	16	460.1-1550-116A1-XM	☆	☆	☆	☆	☆	☆	16.0	.630	227	8.937	224.7	8.846	172	6.772	2.3	.091	20	290	COROMANT
15.60	.614	67.4	2.654	4	16	460.1-1560-070A1-XM	☆	☆	☆	☆	☆	☆	16.0	.630	133	5.236	130.7	5.146	83	3.268	2.3	.091	20	290	DIN 6537 L
15.70	.618	127.9	5.035	8	16	460.1-1570-118A1-XM	☆	☆	☆	☆	☆	☆	16.0	.630	227	8.937	224.7	8.846	172	6.772	2.3	.091	20	290	COROMANT
15.80	.622	49.2	1.937	3	16	460.1-1580-047A1-XM	☆	☆	☆	☆	☆	☆	16.0	.630	115	4.528	112.6	4.433	65	2.559	2.4	.094	20	290	DIN 6537 K
15.80	.622	67.2	2.646	4	16	460.1-1580-071A1-XM	☆	☆	☆	☆	☆	☆	16.0	.630	133	5.236	130.6	5.142	83	3.268	2.4	.094	20	290	DIN 6537 L

Datos de corte: www.sandvik.coromant.com

E9 E28 E14

Broca de metal duro enteriza CoroDrill® 460

Para múltiples materiales

Suministro de refrigerante interior

TCHA H9
SIG 140°

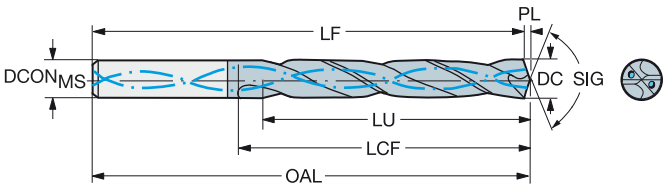

							P	M	K	N	S	H	Dimensiones, mm, pulg.											
DC	DC"	LU	LU"	ULDR	CZC_{MS}	Código de pedido	GC34	GC34	GC34	GC34	GC34	GC34	$DCON_{MS}$	$DCON_{MS}$"	OAL	OAL"	LF	LF"	LCF	LCF"	PL	PL"	BAR	PSI	BSG
15.88	.625	49.1	1.933	3	16	460.1-1588-048A1-XM	☆	☆	☆	☆	☆	☆	16.0	.630	115	4.528	112.6	4.433	65	2.559	2.4	.094	20	290	DIN 6537 K
15.88	.625	67.1	2.642	4	16	460.1-1588-071A1-XM	☆	☆	☆	☆	☆	☆	16.0	.630	133	5.236	130.6	5.142	83	3.268	2.4	.094	20	290	DIN 6537 L
15.88	.625	129.4	5.094	8	16	460.1-1588-119A1-XM	☆	☆	☆	☆	☆	☆	16.0	.630	227	8.937	224.6	8.843	172	6.772	2.4	.094	20	290	COROMANT
16.00	.630	49.0	1.929	3	16	460.1-1600-048A1-XM	☆	☆	☆	☆	☆	☆	16.0	.630	115	4.528	112.6	4.433	65	2.559	2.4	.094	20	290	DIN 6537 K
16.00	.630	67.0	2.638	4	16	460.1-1600-072A1-XM	☆	☆	☆	☆	☆	☆	16.0	.630	133	5.236	130.6	5.142	83	3.268	2.4	.094	20	290	DIN 6537 L
16.00	.630	130.4	5.134	8	16	460.1-1600-120A1-XM	☆	☆	☆	☆	☆	☆	16.0	.630	227	8.937	224.6	8.843	172	6.772	2.4	.094	20	290	COROMANT
16.10	.634	76.9	3.028	4	18	460.1-1610-072A1-XM	☆	☆	☆	☆	☆	☆	18.0	.709	143	5.630	140.6	5.535	93	3.661	2.4	.094	20	290	DIN 6537 L
16.27	.641	51.2	2.016	3	18	460.1-1627-049A1-XM	☆	☆	☆	☆	☆	☆	18.0	.709	123	4.843	120.6	4.748	73	2.874	2.4	.094	20	290	DIN 6537 K
16.27	.641	76.7	3.020	4	18	460.1-1627-081A1-XM	☆	☆	☆	☆	☆	☆	18.0	.709	143	5.630	140.6	5.535	93	3.661	2.4	.094	20	290	DIN 6537 L
16.50	.650	52.0	2.047	3	18	460.1-1650-050A1-XM	☆	☆	☆	☆	☆	☆	18.0	.709	123	4.843	120.5	4.744	73	2.874	2.5	.098	20	290	DIN 6537 K
16.50	.650	76.5	3.012	4	18	460.1-1650-074A1-XM	☆	☆	☆	☆	☆	☆	18.0	.709	143	5.630	140.5	5.532	93	3.661	2.5	.098	20	290	DIN 6537 L
16.67	.656	52.5	2.067	3	18	460.1-1667-050A1-XM	☆	☆	☆	☆	☆	☆	18.0	.709	123	4.843	120.5	4.744	73	2.874	2.5	.098	20	290	DIN 6537 K
16.67	.656	76.3	3.004	4	18	460.1-1667-075A1-XM	☆	☆	☆	☆	☆	☆	18.0	.709	143	5.630	140.5	5.532	93	3.661	2.5	.098	20	290	DIN 6537 L
16.80	.661	76.2	3.000	4	18	460.1-1680-076A1-XM	☆	☆	☆	☆	☆	☆	18.0	.709	143	5.630	140.5	5.532	93	3.661	2.5	.098	20	290	DIN 6537 L
17.00	.669	53.5	2.106	3	18	460.1-1700-051A1-XM	☆	☆	☆	☆	☆	☆	18.0	.709	123	4.843	120.5	4.744	73	2.874	2.5	.098	20	290	DIN 6537 K
17.00	.669	76.0	2.992	4	18	460.1-1700-077A1-XM	☆	☆	☆	☆	☆	☆	18.0	.709	143	5.630	140.5	5.532	93	3.661	2.5	.098	20	290	DIN 6537 L
17.00	.669	138.5	5.453	8	18	460.1-1700-128A1-XM	☆	☆	☆	☆	☆	☆	18.0	.709	246	9.685	243.5	9.587	194	7.638	2.5	.098	20	290	COROMANT
17.07	.672	53.7	2.114	3	18	460.1-1707-051A1-XM	☆	☆	☆	☆	☆	☆	18.0	.709	123	4.843	120.5	4.744	73	2.874	2.5	.098	20	290	DIN 6537 K
17.07	.672	75.9	2.988	4	18	460.1-1707-077A1-XM	☆	☆	☆	☆	☆	☆	18.0	.709	143	5.630	140.5	5.532	93	3.661	2.5	.098	20	290	DIN 6537 L
17.46	.687	75.5	2.972	4	18	460.1-1746-079A1-XM	☆	☆	☆	☆	☆	☆	18.0	.709	143	5.630	140.4	5.528	93	3.661	2.6	.102	20	290	DIN 6537 L
17.50	.689	55.1	2.169	3	18	460.1-1750-053A1-XM	☆	☆	☆	☆	☆	☆	18.0	.709	123	4.843	120.4	4.740	73	2.874	2.6	.102	20	290	DIN 6537 K
17.50	.689	75.5	2.972	4	18	460.1-1750-079A1-XM	☆	☆	☆	☆	☆	☆	18.0	.709	143	5.630	140.4	5.528	93	3.661	2.6	.102	20	290	DIN 6537 L
17.50	.689	142.6	5.614	8	18	460.1-1750-131A1-XM	☆	☆	☆	☆	☆	☆	18.0	.709	246	9.685	243.4	9.583	194	7.638	2.6	.102	20	290	COROMANT
17.80	.701	75.2	2.961	4	18	460.1-1780-080A1-XM	☆	☆	☆	☆	☆	☆	18.0	.709	143	5.630	140.3	5.524	93	3.661	2.7	.106	20	290	DIN 6537 L
17.86	.703	55.1	2.169	3	18	460.1-1786-054A1-XM	☆	☆	☆	☆	☆	☆	18.0	.709	123	4.843	120.3	4.736	73	2.874	2.7	.106	20	290	DIN 6537 K
18.00	.709	56.7	2.232	3	18	460.1-1800-054A1-XM	☆	☆	☆	☆	☆	☆	18.0	.709	123	4.843	120.3	4.736	73	2.874	2.7	.106	20	290	DIN 6537 K
18.00	.709	78.6	3.094	4	18	460.1-1800-081A1-XM	☆	☆	☆	☆	☆	☆	18.0	.709	143	5.630	140.3	5.524	93	3.661	2.7	.106	20	290	DIN 6537 L
18.00	.709	146.7	5.776	8	18	460.1-1800-135A1-XM	☆	☆	☆	☆	☆	☆	18.0	.709	246	9.685	243.3	9.579	194	7.638	2.7	.106	20	290	COROMANT
18.26	.719	57.5	2.264	3	20	460.1-1826-055A1-XM	☆	☆	☆	☆	☆	☆	20.0	.787	131	5.157	128.3	5.051	79	3.110	2.7	.106	20	290	DIN 6537 K
18.26	.719	86.4	3.402	4	20	460.1-1826-082A1-XM	☆	☆	☆	☆	☆	☆	20.0	.787	153	6.024	150.3	5.917	101	3.976	2.7	.106	20	290	DIN 6537 L
18.50	.728	58.3	2.295	3	20	460.1-1850-056A1-XM	☆	☆	☆	☆	☆	☆	20.0	.787	131	5.157	128.2	5.047	79	3.110	2.8	.110	20	290	DIN 6537 K
18.50	.728	86.2	3.394	4	20	460.1-1850-083A1-XM	☆	☆	☆	☆	☆	☆	20.0	.787	153	6.024	150.2	5.913	101	3.976	2.8	.110	20	290	DIN 6537 L
18.65	.734	58.7	2.311	3	20	460.1-1865-056A1-XM	☆	☆	☆	☆	☆	☆	20.0	.787	131	5.157	128.2	5.047	79	3.110	2.8	.110	20	290	DIN 6537 K
18.65	.734	86.1	3.390	4	20	460.1-1865-084A1-XM	☆	☆	☆	☆	☆	☆	20.0	.787	153	6.024	150.2	5.913	101	3.976	2.8	.110	20	290	DIN 6537 L
18.80	.740	59.2	2.331	3	20	460.1-1880-056A1-XM	☆	☆	☆	☆	☆	☆	20.0	.787	131	5.157	128.2	5.047	79	3.110	2.8	.110	20	290	DIN 6537 K
19.00	.748	59.8	2.354	3	20	460.1-1900-057A1-XM	☆	☆	☆	☆	☆	☆	20.0	.787	131	5.157	128.2	5.047	79	3.110	2.8	.110	20	290	DIN 6537 K
19.00	.748	85.8	3.378	4	20	460.1-1900-086A1-XM	☆	☆	☆	☆	☆	☆	20.0	.787	153	6.024	150.2	5.913	101	3.976	2.8	.110	20	290	DIN 6537 L
19.00	.748	154.8	6.094	8	20	460.1-1900-143A1-XM	☆	☆	☆	☆	☆	☆	20.0	.787	269	10.591	266.2	10.480	215	8.465	2.8	.110	20	290	COROMANT
19.05	.750	60.0	2.362	3	20	460.1-1905-057A1-XM	☆	☆	☆	☆	☆	☆	20.0	.787	131	5.157	128.2	5.047	79	3.110	2.8	.110	20	290	DIN 6537 K
19.05	.750	85.8	3.378	4	20	460.1-1905-086A1-XM	☆	☆	☆	☆	☆	☆	20.0	.787	153	6.024	150.2	5.913	101	3.976	2.8	.110	20	290	DIN 6537 L
19.25	.758	85.6	3.370	4	20	460.1-1925-087A1-XM	☆	☆	☆	☆	☆	☆	20.0	.787	153	6.024	150.1	5.909	101	3.976	2.9	.114	20	290	DIN 6537 L
19.50	.768	61.4	2.417	3	20	460.1-1950-059A1-XM	☆	☆	☆	☆	☆	☆	20.0	.787	131	5.157	128.1	5.043	79	3.110	2.9	.114	20	290	DIN 6537 K
19.50	.768	85.4	3.362	4	20	460.1-1950-088A1-XM	☆	☆	☆	☆	☆	☆	20.0	.787	153	6.024	150.1	5.909	101	3.976	2.9	.114	20	290	DIN 6537 L
19.50	.768	158.9	6.256	8	20	460.1-1950-146A1-XM	☆	☆	☆	☆	☆	☆	20.0	.787	269	10.591	266.1	10.476	215	8.465	2.9	.114	20	290	COROMANT
19.80	.780	62.4	2.457	3	20	460.1-1980-059A1-XM	☆	☆	☆	☆	☆	☆	20.0	.787	131	5.157	128.0	5.039	79	3.110	3.0	.118	20	290	DIN 6537 K
19.80	.780	85.2	3.354	4	20	460.1-1980-089A1-XM	☆	☆	☆	☆	☆	☆	20.0	.787	153	6.024	150.0	5.906	101	3.976	3.0	.118	20	290	DIN 6537 L
20.00	.787	63.0	2.480	3	20	460.1-2000-060A1-XM	☆	☆	☆	☆	☆	☆	20.0	.787	131	5.157	128.0	5.039	79	3.110	3.0	.118	20	290	DIN 6537 K
20.00	.787	85.0	3.346	4	20	460.1-2000-090A1-XM	☆	☆	☆	☆	☆	☆	20.0	.787	153	6.024	150.0	5.906	101	3.976	3.0	.118	20	290	DIN 6537 L
20.00	.787	163.0	6.417	8	20	460.1-2000-150A1-XM	☆	☆	☆	☆	☆	☆	20.0	.787	269	10.591	266.0	10.472	215	8.465	3.0	.118	20	290	COROMANT

Datos de corte: www.sandvik.coromant.com

E9 E28 E14

SPA

Broca de metal duro enteriza CoroDrill® 460

Para múltiples materiales

Suministro de refrigerante exterior

TCHA H9
SIG 140°

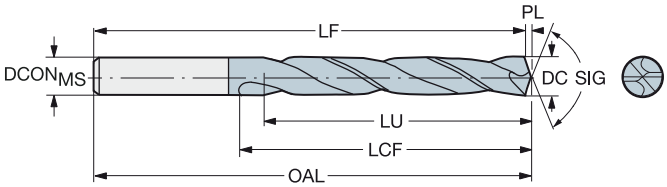

							P	M	K	N	S	H	Dimensiones, mm, pulg.									
DC	DC"	LU	LU"	ULDR	CZC_{MS}	Código de pedido	GC34	GC34	GC34	GC34	GC34	GC34	$DCON_{MS}$	$DCON_{MS}$"	OAL	OAL"	LF	LF"	LCF	LCF"	PL	PL"	BSG
3.00	.118	9.4	.370	3	6	460.1-0300-009A0-XM	☆	☆	☆	☆	☆	☆	6.0	.236	62	2.441	61.6	2.425	20	.787	0.4	.016	DIN 6537 K
3.00	.118	15.4	.606	5	6	460.1-0300-015A0-XM	☆	☆	☆	☆	☆	☆	6.0	.236	66	2.598	65.6	2.583	28	1.102	0.4	.016	DIN 6537 L
3.10	.122	9.7	.382	3	6	460.1-0310-009A0-XM	☆	☆	☆	☆	☆	☆	6.0	.236	62	2.441	61.6	2.425	20	.787	0.4	.016	DIN 6537 K
3.10	.122	15.9	.626	5	6	460.1-0310-016A0-XM	☆	☆	☆	☆	☆	☆	6.0	.236	66	2.598	65.6	2.583	28	1.102	0.4	.016	DIN 6537 L
3.18	.125	10.0	.394	3	6	460.1-0318-010A0-XM	☆	☆	☆	☆	☆	☆	6.0	.236	62	2.441	61.5	2.421	20	.787	0.5	.020	DIN 6537 K
3.18	.125	16.3	.642	5	6	460.1-0318-016A0-XM	☆	☆	☆	☆	☆	☆	6.0	.236	66	2.598	65.5	2.579	28	1.102	0.5	.020	DIN 6537 L
3.20	.126	10.1	.398	3	6	460.1-0320-010A0-XM	☆	☆	☆	☆	☆	☆	6.0	.236	62	2.441	61.5	2.421	20	.787	0.5	.020	DIN 6537 K
3.20	.126	16.5	.650	5	6	460.1-0320-016A0-XM	☆	☆	☆	☆	☆	☆	6.0	.236	66	2.598	65.5	2.579	28	1.102	0.5	.020	DIN 6537 L
3.30	.130	10.4	.409	3	6	460.1-0330-010A0-XM	☆	☆	☆	☆	☆	☆	6.0	.236	62	2.441	61.5	2.421	20	.787	0.5	.020	DIN 6537 K
3.30	.130	17.0	.669	5	6	460.1-0330-017A0-XM	☆	☆	☆	☆	☆	☆	6.0	.236	66	2.598	65.5	2.579	28	1.102	0.5	.020	DIN 6537 L
3.40	.134	10.7	.421	3	6	460.1-0340-010A0-XM	☆	☆	☆	☆	☆	☆	6.0	.236	62	2.441	61.5	2.421	20	.787	0.5	.020	DIN 6537 K
3.40	.134	17.5	.689	5	6	460.1-0340-017A0-XM	☆	☆	☆	☆	☆	☆	6.0	.236	66	2.598	65.5	2.579	28	1.102	0.5	.020	DIN 6537 L
3.50	.138	11.0	.433	3	6	460.1-0350-011A0-XM	☆	☆	☆	☆	☆	☆	6.0	.236	62	2.441	61.5	2.421	20	.787	0.5	.020	DIN 6537 K
3.50	.138	18.0	.709	5	6	460.1-0350-018A0-XM	☆	☆	☆	☆	☆	☆	6.0	.236	66	2.598	65.5	2.579	28	1.102	0.5	.020	DIN 6537 L
3.57	.141	11.2	.441	3	6	460.1-0357-011A0-XM	☆	☆	☆	☆	☆	☆	6.0	.236	62	2.441	61.5	2.421	20	.787	0.5	.020	DIN 6537 K
3.60	.142	11.3	.445	3	6	460.1-0360-011A0-XM	☆	☆	☆	☆	☆	☆	6.0	.236	62	2.441	61.5	2.421	20	.787	0.5	.020	DIN 6537 K
3.70	.146	11.6	.457	3	6	460.1-0370-011A0-XM	☆	☆	☆	☆	☆	☆	6.0	.236	62	2.441	61.5	2.421	20	.787	0.5	.020	DIN 6537 K
3.70	.146	19.0	.748	5	6	460.1-0370-019A0-XM	☆	☆	☆	☆	☆	☆	6.0	.236	66	2.598	65.5	2.579	28	1.102	0.5	.020	DIN 6537 L
3.80	.150	11.9	.469	3	6	460.1-0380-011A0-XM	☆	☆	☆	☆	☆	☆	6.0	.236	66	2.598	65.5	2.579	24	.945	0.5	.020	DIN 6537 K
3.80	.150	19.5	.768	5	6	460.1-0380-019A0-XM	☆	☆	☆	☆	☆	☆	6.0	.236	74	2.913	73.5	2.894	36	1.417	0.5	.020	DIN 6537 L
3.90	.154	12.3	.484	3	6	460.1-0390-012A0-XM	☆	☆	☆	☆	☆	☆	6.0	.236	66	2.598	65.4	2.575	24	.945	0.6	.024	DIN 6537 K
3.97	.156	12.5	.492	3	6	460.1-0397-012A0-XM	☆	☆	☆	☆	☆	☆	6.0	.236	66	2.598	65.4	2.575	24	.945	0.6	.024	DIN 6537 K
3.97	.156	20.4	.803	5	6	460.1-0397-020A0-XM	☆	☆	☆	☆	☆	☆	6.0	.236	74	2.913	73.4	2.890	36	1.417	0.6	.024	DIN 6537 L
4.00	.157	12.6	.496	3	6	460.1-0400-012A0-XM	☆	☆	☆	☆	☆	☆	6.0	.236	66	2.598	65.4	2.575	24	.945	0.6	.024	DIN 6537 K
4.00	.157	20.6	.811	5	6	460.1-0400-020A0-XM	☆	☆	☆	☆	☆	☆	6.0	.236	74	2.913	73.4	2.890	36	1.417	0.6	.024	DIN 6537 L
4.10	.161	12.9	.508	3	6	460.1-0410-012A0-XM	☆	☆	☆	☆	☆	☆	6.0	.236	66	2.598	65.4	2.575	24	.945	0.6	.024	DIN 6537 K
4.10	.161	21.1	.831	5	6	460.1-0410-021A0-XM	☆	☆	☆	☆	☆	☆	6.0	.236	74	2.913	73.4	2.890	36	1.417	0.6	.024	DIN 6537 L
4.20	.165	13.2	.520	3	6	460.1-0420-013A0-XM	☆	☆	☆	☆	☆	☆	6.0	.236	66	2.598	65.4	2.575	24	.945	0.6	.024	DIN 6537 K
4.20	.165	21.6	.850	5	6	460.1-0420-021A0-XM	☆	☆	☆	☆	☆	☆	6.0	.236	74	2.913	73.4	2.890	36	1.417	0.6	.024	DIN 6537 L
4.30	.169	13.5	.531	3	6	460.1-0430-013A0-XM	☆	☆	☆	☆	☆	☆	6.0	.236	66	2.598	65.4	2.575	24	.945	0.6	.024	DIN 6537 K
4.30	.169	22.1	.870	5	6	460.1-0430-022A0-XM	☆	☆	☆	☆	☆	☆	6.0	.236	74	2.913	73.4	2.890	36	1.417	0.6	.024	DIN 6537 L
4.37	.172	13.7	.539	3	6	460.1-0437-013A0-XM	☆	☆	☆	☆	☆	☆	6.0	.236	66	2.598	65.4	2.575	24	.945	0.6	.024	DIN 6537 K
4.37	.172	22.5	.886	5	6	460.1-0437-022A0-XM	☆	☆	☆	☆	☆	☆	6.0	.236	74	2.913	73.4	2.890	36	1.417	0.6	.024	DIN 6537 L
4.40	.173	13.8	.543	3	6	460.1-0440-013A0-XM	☆	☆	☆	☆	☆	☆	6.0	.236	66	2.598	65.4	2.575	24	.945	0.6	.024	DIN 6537 K
4.40	.173	22.6	.890	5	6	460.1-0440-022A0-XM	☆	☆	☆	☆	☆	☆	6.0	.236	74	2.913	73.4	2.890	36	1.417	0.6	.024	DIN 6537 L
4.50	.177	14.2	.559	3	6	460.1-0450-014A0-XM	☆	☆	☆	☆	☆	☆	6.0	.236	66	2.598	65.3	2.571	24	.945	0.7	.028	DIN 6537 K
4.50	.177	23.2	.913	5	6	460.1-0450-023A0-XM	☆	☆	☆	☆	☆	☆	6.0	.236	74	2.913	73.3	2.886	36	1.417	0.7	.028	DIN 6537 L
4.60	.181	14.5	.571	3	6	460.1-0460-014A0-XM	☆	☆	☆	☆	☆	☆	6.0	.236	66	2.598	65.3	2.571	24	.945	0.7	.028	DIN 6537 K
4.60	.181	23.7	.933	5	6	460.1-0460-023A0-XM	☆	☆	☆	☆	☆	☆	6.0	.236	74	2.913	73.3	2.886	36	1.417	0.7	.028	DIN 6537 L
4.70	.185	14.6	.575	3	6	460.1-0470-014A0-XM	☆	☆	☆	☆	☆	☆	6.0	.236	66	2.598	65.3	2.571	24	.945	0.7	.028	DIN 6537 K
4.70	.185	24.2	.953	5	6	460.1-0470-024A0-XM	☆	☆	☆	☆	☆	☆	6.0	.236	74	2.913	73.3	2.886	36	1.417	0.7	.028	DIN 6537 L
4.76	.187	15.0	.591	3	6	460.1-0476-014A0-XM	☆	☆	☆	☆	☆	☆	6.0	.236	66	2.598	65.3	2.571	28	1.102	0.7	.028	DIN 6537 K
4.76	.187	24.5	.965	5	6	460.1-0476-024A0-XM	☆	☆	☆	☆	☆	☆	6.0	.236	82	3.228	81.3	3.201	44	1.732	0.7	.028	DIN 6537 L
4.80	.189	15.1	.594	3	6	460.1-0480-014A0-XM	☆	☆	☆	☆	☆	☆	6.0	.236	66	2.598	65.3	2.571	28	1.102	0.7	.028	DIN 6537 K
4.80	.189	24.7	.972	5	6	460.1-0480-024A0-XM	☆	☆	☆	☆	☆	☆	6.0	.236	82	3.228	81.3	3.201	44	1.732	0.7	.028	DIN 6537 L
4.90	.193	15.4	.606	3	6	460.1-0490-015A0-XM	☆	☆	☆	☆	☆	☆	6.0	.236	66	2.598	65.3	2.571	28	1.102	0.7	.028	DIN 6537 K
4.90	.193	25.2	.992	5	6	460.1-0490-025A0-XM	☆	☆	☆	☆	☆	☆	6.0	.236	82	3.228	81.3	3.201	44	1.732	0.7	.028	DIN 6537 L
5.00	.197	15.7	.618	3	6	460.1-0500-015A0-XM	☆	☆	☆	☆	☆	☆	6.0	.236	66	2.598	65.3	2.571	28	1.102	0.7	.028	DIN 6537 K
5.00	.197	25.7	1.012	5	6	460.1-0500-025A0-XM	☆	☆	☆	☆	☆	☆	6.0	.236	82	3.228	81.3	3.201	44	1.732	0.7	.028	DIN 6537 L
5.10	.201	16.0	.630	3	6	460.1-0510-015A0-XM	☆	☆	☆	☆	☆	☆	6.0	.236	66	2.598	65.3	2.571	28	1.102	0.7	.028	DIN 6537 K
5.10	.201	26.2	1.032	5	6	460.1-0510-026A0-XM	☆	☆	☆	☆	☆	☆	6.0	.236	82	3.228	81.3	3.201	44	1.732	0.7	.028	DIN 6537 L

Datos de corte: www.sandvik.coromant.com

E9 E14

Broca de metal duro enteriza CoroDrill® 460

Para múltiples materiales

Suministro de refrigerante exterior

TCHA H9
SIG 140°

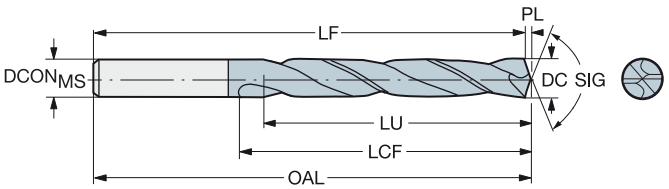

							P	M	K	N	S	H	Dimensiones, mm, pulg.									
DC	DC"	LU	LU"	ULDR	CZC_{MS}	Código de pedido	GC34	GC34	GC34	GC34	GC34	GC34	$DCON_{MS}$	$DCON_{MS}$"	OAL	OAL"	LF	LF"	LCF	LCF"	PL	PL"	BSG
5.16	.203	16.2	.638	3	6	460.1-0516-016A0-XM	☆	☆	☆	☆	☆	☆	6.0	.236	66	2.598	65.2	2.567	28	1.102	0.8	.031	DIN 6537 K
5.16	.203	26.5	1.043	5	6	460.1-0516-026A0-XM	☆	☆	☆	☆	☆	☆	6.0	.236	82	3.228	81.2	3.197	44	1.732	0.8	.031	DIN 6537 L
5.20	.205	16.4	.646	3	6	460.1-0520-016A0-XM	☆	☆	☆	☆	☆	☆	6.0	.236	66	2.598	65.2	2.567	28	1.102	0.8	.031	DIN 6537 K
5.20	.205	26.8	1.055	5	6	460.1-0520-026A0-XM	☆	☆	☆	☆	☆	☆	6.0	.236	82	3.228	81.2	3.197	44	1.732	0.8	.031	DIN 6537 L
5.50	.217	17.3	.681	3	6	460.1-0550-017A0-XM	☆	☆	☆	☆	☆	☆	6.0	.236	66	2.598	65.2	2.567	28	1.102	0.8	.031	DIN 6537 K
5.50	.217	28.3	1.114	5	6	460.1-0550-028A0-XM	☆	☆	☆	☆	☆	☆	6.0	.236	82	3.228	81.2	3.197	44	1.732	0.8	.031	DIN 6537 L
5.56	.219	17.5	.689	3	6	460.1-0556-017A0-XM	☆	☆	☆	☆	☆	☆	6.0	.236	66	2.598	65.2	2.567	28	1.102	0.8	.031	DIN 6537 K
5.56	.219	28.6	1.126	5	6	460.1-0556-028A0-XM	☆	☆	☆	☆	☆	☆	6.0	.236	82	3.228	81.2	3.197	44	1.732	0.8	.031	DIN 6537 L
5.60	.220	17.6	.693	3	6	460.1-0560-017A0-XM	☆	☆	☆	☆	☆	☆	6.0	.236	66	2.598	65.2	2.567	28	1.102	0.8	.031	DIN 6537 K
5.60	.220	28.8	1.134	5	6	460.1-0560-028A0-XM	☆	☆	☆	☆	☆	☆	6.0	.236	82	3.228	81.2	3.197	44	1.732	0.8	.031	DIN 6537 L
5.80	.228	17.6	.693	3	6	460.1-0580-017A0-XM	☆	☆	☆	☆	☆	☆	6.0	.236	66	2.598	65.1	2.563	28	1.102	0.9	.035	DIN 6537 K
5.80	.228	29.9	1.177	5	6	460.1-0580-029A0-XM	☆	☆	☆	☆	☆	☆	6.0	.236	82	3.228	81.1	3.193	44	1.732	0.9	.035	DIN 6537 L
5.95	.234	17.3	.681	2	6	460.1-0595-018A0-XM	☆	☆	☆	☆	☆	☆	6.0	.236	66	2.598	65.1	2.563	28	1.102	0.9	.035	DIN 6537 K
5.95	.234	30.6	1.205	5	6	460.1-0595-030A0-XM	☆	☆	☆	☆	☆	☆	6.0	.236	82	3.228	81.1	3.193	44	1.732	0.9	.035	DIN 6537 L
6.00	.236	18.9	.744	3	6	460.1-0600-018A0-XM	☆	☆	☆	☆	☆	☆	6.0	.236	66	2.598	65.1	2.563	28	1.102	0.9	.035	DIN 6537 K
6.00	.236	30.9	1.217	5	6	460.1-0600-030A0-XM	☆	☆	☆	☆	☆	☆	6.0	.236	82	3.228	81.1	3.193	44	1.732	0.9	.035	DIN 6537 L
6.10	.240	19.2	.756	3	8	460.1-0610-018A0-XM	☆	☆	☆	☆	☆	☆	8.0	.315	79	3.110	78.1	3.075	34	1.339	0.9	.035	DIN 6537 K
6.10	.240	31.4	1.236	5	8	460.1-0610-031A0-XM	☆	☆	☆	☆	☆	☆	8.0	.315	91	3.583	90.1	3.547	53	2.087	0.9	.035	DIN 6537 L
6.20	.244	19.5	.768	3	8	460.1-0620-019A0-XM	☆	☆	☆	☆	☆	☆	8.0	.315	79	3.110	78.1	3.075	34	1.339	0.9	.035	DIN 6537 K
6.20	.244	31.9	1.256	5	8	460.1-0620-031A0-XM	☆	☆	☆	☆	☆	☆	8.0	.315	91	3.583	90.1	3.547	53	2.087	0.9	.035	DIN 6537 L
6.30	.248	19.8	.780	3	8	460.1-0630-019A0-XM	☆	☆	☆	☆	☆	☆	8.0	.315	79	3.110	78.1	3.075	34	1.339	0.9	.035	DIN 6537 K
6.35	.250	20.0	.787	3	8	460.1-0635-019A0-XM	☆	☆	☆	☆	☆	☆	8.0	.315	79	3.110	78.1	3.075	34	1.339	0.9	.035	DIN 6537 K
6.35	.250	32.7	1.287	5	8	460.1-0635-032A0-XM	☆	☆	☆	☆	☆	☆	8.0	.315	91	3.583	90.1	3.547	53	2.087	0.9	.035	DIN 6537 L
6.40	.252	20.1	.791	3	8	460.1-0640-019A0-XM	☆	☆	☆	☆	☆	☆	8.0	.315	79	3.110	78.1	3.075	34	1.339	0.9	.035	DIN 6537 K
6.50	.256	20.5	.807	3	8	460.1-0650-020A0-XM	☆	☆	☆	☆	☆	☆	8.0	.315	79	3.110	78.0	3.071	34	1.339	1.0	.039	DIN 6537 K
6.50	.256	33.5	1.319	5	8	460.1-0650-033A0-XM	☆	☆	☆	☆	☆	☆	8.0	.315	91	3.583	90.0	3.543	53	2.087	1.0	.039	DIN 6537 L
6.60	.260	20.8	.819	3	8	460.1-0660-020A0-XM	☆	☆	☆	☆	☆	☆	8.0	.315	79	3.110	78.0	3.071	34	1.339	1.0	.039	DIN 6537 K
6.60	.260	34.0	1.339	5	8	460.1-0660-033A0-XM	☆	☆	☆	☆	☆	☆	8.0	.315	91	3.583	90.0	3.543	53	2.087	1.0	.039	DIN 6537 L
6.70	.264	21.1	.831	3	8	460.1-0670-020A0-XM	☆	☆	☆	☆	☆	☆	8.0	.315	79	3.110	78.0	3.071	34	1.339	1.0	.039	DIN 6537 K
6.70	.264	34.5	1.358	5	8	460.1-0670-034A0-XM	☆	☆	☆	☆	☆	☆	8.0	.315	91	3.583	90.0	3.543	53	2.087	1.0	.039	DIN 6537 L
6.75	.266	21.2	.835	3	8	460.1-0675-020A0-XM	☆	☆	☆	☆	☆	☆	8.0	.315	79	3.110	78.0	3.071	34	1.339	1.0	.039	DIN 6537 K
6.75	.266	34.7	1.366	5	8	460.1-0675-034A0-XM	☆	☆	☆	☆	☆	☆	8.0	.315	91	3.583	90.0	3.543	53	2.087	1.0	.039	DIN 6537 L
6.80	.268	21.4	.843	3	8	460.1-0680-020A0-XM	☆	☆	☆	☆	☆	☆	8.0	.315	79	3.110	78.0	3.071	34	1.339	1.0	.039	DIN 6537 K
6.80	.268	35.0	1.378	5	8	460.1-0680-034A0-XM	☆	☆	☆	☆	☆	☆	8.0	.315	91	3.583	90.0	3.543	53	2.087	1.0	.039	DIN 6537 L
6.90	.272	21.7	.854	3	8	460.1-0690-021A0-XM	☆	☆	☆	☆	☆	☆	8.0	.315	79	3.110	78.0	3.071	34	1.339	1.0	.039	DIN 6537 K
6.90	.272	35.5	1.398	5	8	460.1-0690-035A0-XM	☆	☆	☆	☆	☆	☆	8.0	.315	91	3.583	90.0	3.543	53	2.087	1.0	.039	DIN 6537 L
7.00	.276	22.0	.866	3	8	460.1-0700-021A0-XM	☆	☆	☆	☆	☆	☆	8.0	.315	79	3.110	78.0	3.071	34	1.339	1.0	.039	DIN 6537 K
7.00	.276	36.0	1.417	5	8	460.1-0700-035A0-XM	☆	☆	☆	☆	☆	☆	8.0	.315	91	3.583	90.0	3.543	53	2.087	1.0	.039	DIN 6537 L
7.10	.280	22.3	.878	3	8	460.1-0710-021A0-XM	☆	☆	☆	☆	☆	☆	8.0	.315	79	3.110	78.0	3.071	41	1.614	1.0	.039	DIN 6537 K
7.14	.281	22.5	.886	3	8	460.1-0714-021A0-XM	☆	☆	☆	☆	☆	☆	8.0	.315	79	3.110	77.9	3.067	41	1.614	1.1	.043	DIN 6537 K
7.14	.281	36.8	1.449	5	8	460.1-0714-036A0-XM	☆	☆	☆	☆	☆	☆	8.0	.315	91	3.583	89.9	3.539	53	2.087	1.1	.043	DIN 6537 L
7.30	.287	23.0	.906	3	8	460.1-0730-022A0-XM	☆	☆	☆	☆	☆	☆	8.0	.315	79	3.110	77.9	3.067	41	1.614	1.1	.043	DIN 6537 K
7.30	.287	37.6	1.480	5	8	460.1-0730-037A0-XM	☆	☆	☆	☆	☆	☆	8.0	.315	91	3.583	89.9	3.539	53	2.087	1.1	.043	DIN 6537 L
7.40	.291	23.3	.917	3	8	460.1-0740-022A0-XM	☆	☆	☆	☆	☆	☆	8.0	.315	79	3.110	77.9	3.067	41	1.614	1.1	.043	DIN 6537 K
7.40	.291	38.1	1.500	5	8	460.1-0740-037A0-XM	☆	☆	☆	☆	☆	☆	8.0	.315	91	3.583	89.9	3.539	53	2.087	1.1	.043	DIN 6537 L
7.50	.295	23.6	.929	3	8	460.1-0750-023A0-XM	☆	☆	☆	☆	☆	☆	8.0	.315	79	3.110	77.9	3.067	41	1.614	1.1	.043	DIN 6537 K
7.50	.295	38.6	1.520	5	8	460.1-0750-038A0-XM	☆	☆	☆	☆	☆	☆	8.0	.315	91	3.583	89.9	3.539	53	2.087	1.1	.043	DIN 6537 L
7.54	.297	23.7	.933	3	8	460.1-0754-023A0-XM	☆	☆	☆	☆	☆	☆	8.0	.315	79	3.110	77.9	3.067	41	1.614	1.1	.043	DIN 6537 K
7.54	.297	38.8	1.528	5	8	460.1-0754-038A0-XM	☆	☆	☆	☆	☆	☆	8.0	.315	91	3.583	89.9	3.539	53	2.087	1.1	.043	DIN 6537 L
7.70	.303	24.2	.953	3	8	460.1-0770-023A0-XM	☆	☆	☆	☆	☆	☆	8.0	.315	79	3.110	77.9	3.067	41	1.614	1.1	.043	DIN 6537 K
7.80	.307	24.6	.969	3	8	460.1-0780-023A0-XM	☆	☆	☆	☆	☆	☆	8.0	.315	79	3.110	77.8	3.063	41	1.614	1.2	.047	DIN 6537 K
7.80	.307	40.2	1.583	5	8	460.1-0780-039A0-XM	☆	☆	☆	☆	☆	☆	8.0	.315	91	3.583	89.8	3.535	53	2.087	1.2	.047	DIN 6537 L

Datos de corte: www.sandvik.coromant.com

E9 E14

SPA

Broca de metal duro enteriza CoroDrill® 460

Para múltiples materiales

Suministro de refrigerante exterior

TCHA H9
SIG 140°

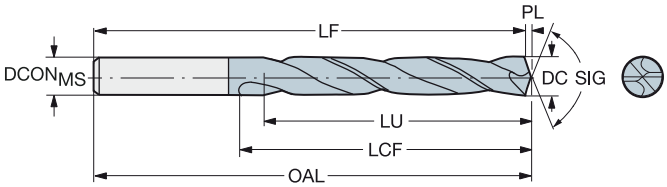

							P	M	K	N	S	H	Dimensiones, mm, pulg.									
DC	DC"	LU	LU"	ULDR	CZC$_{MS}$	Código de pedido	GC34	GC34	GC34	GC34	GC34	GC34	DCON$_{MS}$	DCON$_{MS}$"	OAL	OAL"	LF	LF"	LCF	LCF"	PL	PL"	BSG
7.90	.311	24.9	.980	3	8	460.1-0790-024A0-XM	☆	☆	☆	☆	☆	☆	8.0	.315	79	3.110	77.8	3.063	41	1.614	1.2	.047	DIN 6537 K
7.90	.311	40.7	1.602	5	8	460.1-0790-040A0-XM	☆	☆	☆	☆	☆	☆	8.0	.315	91	3.583	89.8	3.535	53	2.087	1.2	.047	DIN 6537 L
7.94	.313	25.0	.984	3	8	460.1-0794-024A0-XM	☆	☆	☆	☆	☆	☆	8.0	.315	79	3.110	77.8	3.063	41	1.614	1.2	.047	DIN 6537 K
7.94	.313	40.9	1.610	5	8	460.1-0794-040A0-XM	☆	☆	☆	☆	☆	☆	8.0	.315	91	3.583	89.8	3.535	53	2.087	1.2	.047	DIN 6537 L
8.00	.315	25.2	.992	3	8	460.1-0800-024A0-XM	☆	☆	☆	☆	☆	☆	8.0	.315	79	3.110	77.8	3.063	41	1.614	1.2	.047	DIN 6537 K
8.00	.315	41.2	1.622	5	8	460.1-0800-040A0-XM	☆	☆	☆	☆	☆	☆	8.0	.315	91	3.583	89.8	3.535	53	2.087	1.2	.047	DIN 6537 L
8.10	.319	25.5	1.004	3	10	460.1-0810-024A0-XM	☆	☆	☆	☆	☆	☆	10.0	.394	89	3.504	87.8	3.457	47	1.850	1.2	.047	DIN 6537 K
8.10	.319	41.7	1.642	5	10	460.1-0810-041A0-XM	☆	☆	☆	☆	☆	☆	10.0	.394	103	4.055	101.8	4.008	61	2.402	1.2	.047	DIN 6537 L
8.20	.323	25.8	1.016	3	10	460.1-0820-025A0-XM	☆	☆	☆	☆	☆	☆	10.0	.394	89	3.504	87.8	3.457	47	1.850	1.2	.047	DIN 6537 K
8.20	.323	42.2	1.661	5	10	460.1-0820-041A0-XM	☆	☆	☆	☆	☆	☆	10.0	.394	103	4.055	101.8	4.008	61	2.402	1.2	.047	DIN 6537 L
8.33	.328	26.2	1.032	3	10	460.1-0833-025A0-XM	☆	☆	☆	☆	☆	☆	10.0	.394	89	3.504	87.8	3.457	47	1.850	1.2	.047	DIN 6537 K
8.40	.331	26.4	1.039	3	10	460.1-0840-025A0-XM	☆	☆	☆	☆	☆	☆	10.0	.394	89	3.504	87.8	3.457	47	1.850	1.2	.047	DIN 6537 K
8.40	.331	43.2	1.701	5	10	460.1-0840-042A0-XM	☆	☆	☆	☆	☆	☆	10.0	.394	103	4.055	101.8	4.008	61	2.402	1.2	.047	DIN 6537 L
8.50	.335	26.8	1.055	3	10	460.1-0850-026A0-XM	☆	☆	☆	☆	☆	☆	10.0	.394	89	3.504	87.7	3.453	47	1.850	1.3	.051	DIN 6537 K
8.50	.335	43.8	1.724	5	10	460.1-0850-043A0-XM	☆	☆	☆	☆	☆	☆	10.0	.394	103	4.055	101.7	4.004	61	2.402	1.3	.051	DIN 6537 L
8.60	.339	27.1	1.067	3	10	460.1-0860-026A0-XM	☆	☆	☆	☆	☆	☆	10.0	.394	89	3.504	87.7	3.453	47	1.850	1.3	.051	DIN 6537 K
8.60	.339	44.3	1.744	5	10	460.1-0860-043A0-XM	☆	☆	☆	☆	☆	☆	10.0	.394	103	4.055	101.7	4.004	61	2.402	1.3	.051	DIN 6537 L
8.70	.343	27.4	1.079	3	10	460.1-0870-026A0-XM	☆	☆	☆	☆	☆	☆	10.0	.394	89	3.504	87.7	3.453	47	1.850	1.3	.051	DIN 6537 K
8.70	.343	44.8	1.764	5	10	460.1-0870-044A0-XM	☆	☆	☆	☆	☆	☆	10.0	.394	103	4.055	101.7	4.004	61	2.402	1.3	.051	DIN 6537 L
8.73	.344	27.5	1.083	3	10	460.1-0873-026A0-XM	☆	☆	☆	☆	☆	☆	10.0	.394	89	3.504	87.7	3.453	47	1.850	1.3	.051	DIN 6537 K
8.73	.344	44.9	1.768	5	10	460.1-0873-044A0-XM	☆	☆	☆	☆	☆	☆	10.0	.394	103	4.055	101.7	4.004	61	2.402	1.3	.051	DIN 6537 L
8.80	.346	27.7	1.091	3	10	460.1-0880-026A0-XM	☆	☆	☆	☆	☆	☆	10.0	.394	89	3.504	87.7	3.453	47	1.850	1.3	.051	DIN 6537 K
8.80	.346	45.3	1.783	5	10	460.1-0880-044A0-XM	☆	☆	☆	☆	☆	☆	10.0	.394	103	4.055	101.7	4.004	61	2.402	1.3	.051	DIN 6537 L
8.90	.350	45.8	1.803	5	10	460.1-0890-045A0-XM	☆	☆	☆	☆	☆	☆	10.0	.394	103	4.055	101.7	4.004	61	2.402	1.3	.051	DIN 6537 L
9.00	.354	28.3	1.114	3	10	460.1-0900-027A0-XM	☆	☆	☆	☆	☆	☆	10.0	.394	89	3.504	87.7	3.453	47	1.850	1.3	.051	DIN 6537 K
9.00	.354	46.3	1.823	5	10	460.1-0900-045A0-XM	☆	☆	☆	☆	☆	☆	10.0	.394	103	4.055	101.7	4.004	61	2.402	1.3	.051	DIN 6537 L
9.10	.358	46.8	1.843	5	10	460.1-0910-046A0-XM	☆	☆	☆	☆	☆	☆	10.0	.394	103	4.055	101.7	4.004	61	2.402	1.3	.051	DIN 6537 L
9.30	.366	29.3	1.154	3	10	460.1-0930-028A0-XM	☆	☆	☆	☆	☆	☆	10.0	.394	89	3.504	87.6	3.449	47	1.850	1.4	.055	DIN 6537 K
9.30	.366	47.9	1.886	5	10	460.1-0930-047A0-XM	☆	☆	☆	☆	☆	☆	10.0	.394	103	4.055	101.6	4.000	61	2.402	1.4	.055	DIN 6537 L
9.40	.370	29.6	1.165	3	10	460.1-0940-028A0-XM	☆	☆	☆	☆	☆	☆	10.0	.394	89	3.504	87.6	3.449	47	1.850	1.4	.055	DIN 6537 K
9.40	.370	48.4	1.906	5	10	460.1-0940-047A0-XM	☆	☆	☆	☆	☆	☆	10.0	.394	103	4.055	101.6	4.000	61	2.402	1.4	.055	DIN 6537 L
9.50	.374	29.9	1.177	3	10	460.1-0950-029A0-XM	☆	☆	☆	☆	☆	☆	10.0	.394	89	3.504	87.6	3.449	47	1.850	1.4	.055	DIN 6537 K
9.50	.374	48.7	1.917	5	10	460.1-0950-048A0-XM	☆	☆	☆	☆	☆	☆	10.0	.394	103	4.055	101.6	4.000	61	2.402	1.4	.055	DIN 6537 L
9.53	.375	30.0	1.181	3	10	460.1-0953-029A0-XM	☆	☆	☆	☆	☆	☆	10.0	.394	89	3.504	87.6	3.449	47	1.850	1.4	.055	DIN 6537 K
9.53	.375	48.6	1.913	5	10	460.1-0953-048A0-XM	☆	☆	☆	☆	☆	☆	10.0	.394	103	4.055	101.6	4.000	61	2.402	1.4	.055	DIN 6537 L
9.60	.378	30.2	1.189	3	10	460.1-0960-029A0-XM	☆	☆	☆	☆	☆	☆	10.0	.394	89	3.504	87.6	3.449	47	1.850	1.4	.055	DIN 6537 K
9.60	.378	48.5	1.909	5	10	460.1-0960-048A0-XM	☆	☆	☆	☆	☆	☆	10.0	.394	103	4.055	101.6	4.000	61	2.402	1.4	.055	DIN 6537 L
9.70	.382	30.5	1.201	3	10	460.1-0970-029A0-XM	☆	☆	☆	☆	☆	☆	10.0	.394	89	3.504	87.6	3.449	47	1.850	1.4	.055	DIN 6537 K
9.70	.382	48.4	1.906	4	10	460.1-0970-049A0-XM	☆	☆	☆	☆	☆	☆	10.0	.394	103	4.055	101.6	4.000	61	2.402	1.4	.055	DIN 6537 L
9.80	.386	30.9	1.217	3	10	460.1-0980-029A0-XM	☆	☆	☆	☆	☆	☆	10.0	.394	89	3.504	87.5	3.445	47	1.850	1.5	.059	DIN 6537 K
9.80	.386	48.3	1.902	4	10	460.1-0980-049A0-XM	☆	☆	☆	☆	☆	☆	10.0	.394	103	4.055	101.5	3.996	61	2.402	1.5	.059	DIN 6537 L
9.92	.391	48.1	1.894	4	10	460.1-0992-050A0-XM	☆	☆	☆	☆	☆	☆	10.0	.394	103	4.055	101.5	3.996	61	2.402	1.5	.059	DIN 6537 L
10.00	.394	31.5	1.240	3	10	460.1-1000-030A0-XM	☆	☆	☆	☆	☆	☆	10.0	.394	89	3.504	87.5	3.445	47	1.850	1.5	.059	DIN 6537 K
10.00	.394	48.0	1.890	4	10	460.1-1000-050A0-XM	☆	☆	☆	☆	☆	☆	10.0	.394	103	4.055	101.5	3.996	61	2.402	1.5	.059	DIN 6537 L
10.10	.398	31.8	1.252	3	12	460.1-1010-030A0-XM	☆	☆	☆	☆	☆	☆	12.0	.472	102	4.016	100.5	3.957	55	2.165	1.5	.059	DIN 6537 K
10.10	.398	52.0	2.047	5	12	460.1-1010-051A0-XM	☆	☆	☆	☆	☆	☆	12.0	.472	118	4.646	116.5	4.587	71	2.795	1.5	.059	DIN 6537 L
10.20	.402	32.1	1.264	3	12	460.1-1020-031A0-XM	☆	☆	☆	☆	☆	☆	12.0	.472	102	4.016	100.5	3.957	55	2.165	1.5	.059	DIN 6537 K
10.20	.402	52.5	2.067	5	12	460.1-1020-051A0-XM	☆	☆	☆	☆	☆	☆	12.0	.472	118	4.646	116.5	4.587	71	2.795	1.5	.059	DIN 6537 L
10.30	.406	32.4	1.276	3	12	460.1-1030-031A0-XM	☆	☆	☆	☆	☆	☆	12.0	.472	102	4.016	100.5	3.957	55	2.165	1.5	.059	DIN 6537 K
10.30	.406	53.0	2.087	5	12	460.1-1030-052A0-XM	☆	☆	☆	☆	☆	☆	12.0	.472	118	4.646	116.5	4.587	71	2.795	1.5	.059	DIN 6537 L
10.32	.406	53.1	2.091	5	12	460.1-1032-052A0-XM	☆	☆	☆	☆	☆	☆	12.0	.472	118	4.646	116.5	4.587	71	2.795	1.5	.059	DIN 6537 L

Datos de corte: www.sandvik.coromant.com

E9 E14

Broca de metal duro enteriza CoroDrill® 460

Para múltiples materiales

Suministro de refrigerante exterior

TCHA H9
SIG 140°

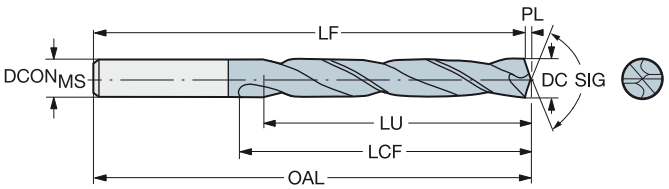

							P	M	K	N	S	H	Dimensiones, mm, pulg.									
DC	DC"	LU	LU"	ULDR	CZC_{MS}	Código de pedido	GC34	GC34	GC34	GC34	GC34	GC34	$DCON_{MS}$	$DCON_{MS}$"	OAL	OAL"	LF	LF"	LCF	LCF"	PL	PL"	BSG
10.40	.409	32.7	1.287	3	12	460.1-1040-031A0-XM	☆	☆	☆	☆	☆	☆	12.0	.472	102	4.016	100.5	3.957	55	2.165	1.5	.059	DIN 6537 K
10.40	.409	53.5	2.106	5	12	460.1-1040-052A0-XM	☆	☆	☆	☆	☆	☆	12.0	.472	118	4.646	116.5	4.587	71	2.795	1.5	.059	DIN 6537 L
10.50	.413	33.1	1.303	3	12	460.1-1050-032A0-XM	☆	☆	☆	☆	☆	☆	12.0	.472	102	4.016	100.4	3.953	55	2.165	1.6	.063	DIN 6537 K
10.50	.413	54.1	2.130	5	12	460.1-1050-053A0-XM	☆	☆	☆	☆	☆	☆	12.0	.472	118	4.646	116.4	4.583	71	2.795	1.6	.063	DIN 6537 L
10.60	.417	33.4	1.315	3	12	460.1-1060-032A0-XM	☆	☆	☆	☆	☆	☆	12.0	.472	102	4.016	100.4	3.953	55	2.165	1.6	.063	DIN 6537 K
10.72	.422	33.7	1.327	3	12	460.1-1072-032A0-XM	☆	☆	☆	☆	☆	☆	12.0	.472	102	4.016	100.4	3.953	55	2.165	1.6	.063	DIN 6537 K
10.72	.422	55.2	2.173	5	12	460.1-1072-054A0-XM	☆	☆	☆	☆	☆	☆	12.0	.472	118	4.646	116.4	4.583	71	2.795	1.6	.063	DIN 6537 L
10.80	.425	34.0	1.339	3	12	460.1-1080-032A0-XM	☆	☆	☆	☆	☆	☆	12.0	.472	102	4.016	100.4	3.953	55	2.165	1.6	.063	DIN 6537 K
11.00	.433	34.6	1.362	3	12	460.1-1100-033A0-XM	☆	☆	☆	☆	☆	☆	12.0	.472	102	4.016	100.4	3.953	55	2.165	1.6	.063	DIN 6537 K
11.00	.433	56.6	2.228	5	12	460.1-1100-055A0-XM	☆	☆	☆	☆	☆	☆	12.0	.472	118	4.646	116.4	4.583	71	2.795	1.6	.063	DIN 6537 L
11.11	.437	35.0	1.378	3	12	460.1-1111-033A0-XM	☆	☆	☆	☆	☆	☆	12.0	.472	102	4.016	100.3	3.949	55	2.165	1.7	.067	DIN 6537 K
11.11	.437	57.2	2.252	5	12	460.1-1111-056A0-XM	☆	☆	☆	☆	☆	☆	12.0	.472	118	4.646	116.3	4.579	71	2.795	1.7	.067	DIN 6537 L
11.20	.441	35.3	1.390	3	12	460.1-1120-034A0-XM	☆	☆	☆	☆	☆	☆	12.0	.472	102	4.016	100.3	3.949	55	2.165	1.7	.067	DIN 6537 K
11.20	.441	57.6	2.268	5	12	460.1-1120-056A0-XM	☆	☆	☆	☆	☆	☆	12.0	.472	118	4.646	116.3	4.579	71	2.795	1.7	.067	DIN 6537 L
11.40	.449	35.9	1.413	3	12	460.1-1140-034A0-XM	☆	☆	☆	☆	☆	☆	12.0	.472	102	4.016	100.3	3.949	55	2.165	1.7	.067	DIN 6537 K
11.40	.449	57.3	2.256	5	12	460.1-1140-057A0-XM	☆	☆	☆	☆	☆	☆	12.0	.472	118	4.646	116.3	4.579	71	2.795	1.7	.067	DIN 6537 L
11.50	.453	36.2	1.425	3	12	460.1-1150-035A0-XM	☆	☆	☆	☆	☆	☆	12.0	.472	102	4.016	100.3	3.949	55	2.165	1.7	.067	DIN 6537 K
11.50	.453	57.2	2.252	4	12	460.1-1150-058A0-XM	☆	☆	☆	☆	☆	☆	12.0	.472	118	4.646	116.3	4.579	71	2.795	1.7	.067	DIN 6537 L
11.60	.457	36.5	1.437	3	12	460.1-1160-035A0-XM	☆	☆	☆	☆	☆	☆	12.0	.472	102	4.016	100.3	3.949	55	2.165	1.7	.067	DIN 6537 K
11.60	.457	57.1	2.248	4	12	460.1-1160-058A0-XM	☆	☆	☆	☆	☆	☆	12.0	.472	118	4.646	116.3	4.579	71	2.795	1.7	.067	DIN 6537 L
11.80	.465	37.2	1.465	3	12	460.1-1180-035A0-XM	☆	☆	☆	☆	☆	☆	12.0	.472	102	4.016	100.2	3.945	55	2.165	1.8	.071	DIN 6537 K
11.80	.465	56.8	2.236	4	12	460.1-1180-059A0-XM	☆	☆	☆	☆	☆	☆	12.0	.472	118	4.646	116.2	4.575	71	2.795	1.8	.071	DIN 6537 L
11.91	.469	56.7	2.232	4	12	460.1-1191-060A0-XM	☆	☆	☆	☆	☆	☆	12.0	.472	118	4.646	116.2	4.575	71	2.795	1.8	.071	DIN 6537 L
12.00	.472	37.8	1.488	3	12	460.1-1200-036A0-XM	☆	☆	☆	☆	☆	☆	12.0	.472	102	4.016	100.2	3.945	55	2.165	1.8	.071	DIN 6537 K
12.00	.472	56.6	2.228	4	12	460.1-1200-060A0-XM	☆	☆	☆	☆	☆	☆	12.0	.472	118	4.646	116.2	4.575	71	2.795	1.8	.071	DIN 6537 L
12.10	.476	38.1	1.500	3	14	460.1-1210-036A0-XM	☆	☆	☆	☆	☆	☆	14.0	.551	107	4.213	105.2	4.142	60	2.362	1.8	.071	DIN 6537 K
12.10	.476	62.3	2.453	5	14	460.1-1210-061A0-XM	☆	☆	☆	☆	☆	☆	14.0	.551	124	4.882	122.2	4.811	77	3.032	1.8	.071	DIN 6537 L
12.20	.480	38.4	1.512	3	14	460.1-1220-037A0-XM	☆	☆	☆	☆	☆	☆	14.0	.551	107	4.213	105.2	4.142	60	2.362	1.8	.071	DIN 6537 K
12.20	.480	62.4	2.457	5	14	460.1-1220-061A0-XM	☆	☆	☆	☆	☆	☆	14.0	.551	124	4.882	122.2	4.811	77	3.032	1.8	.071	DIN 6537 L
12.30	.484	38.7	1.524	3	14	460.1-1230-037A0-XM	☆	☆	☆	☆	☆	☆	14.0	.551	107	4.213	105.2	4.142	60	2.362	1.8	.071	DIN 6537 K
12.50	.492	39.4	1.551	3	14	460.1-1250-038A0-XM	☆	☆	☆	☆	☆	☆	14.0	.551	107	4.213	105.1	4.138	60	2.362	1.9	.075	DIN 6537 K
12.50	.492	62.0	2.441	4	14	460.1-1250-063A0-XM	☆	☆	☆	☆	☆	☆	14.0	.551	124	4.882	122.1	4.807	77	3.032	1.9	.075	DIN 6537 L
12.70	.500	40.0	1.575	3	14	460.1-1270-038A0-XM	☆	☆	☆	☆	☆	☆	14.0	.551	107	4.213	105.1	4.138	60	2.362	1.9	.075	DIN 6537 K
12.70	.500	61.8	2.433	4	14	460.1-1270-064A0-XM	☆	☆	☆	☆	☆	☆	14.0	.551	124	4.882	122.1	4.807	77	3.032	1.9	.075	DIN 6537 L
12.80	.504	40.3	1.587	3	14	460.1-1280-038A0-XM	☆	☆	☆	☆	☆	☆	14.0	.551	107	4.213	105.1	4.138	60	2.362	1.9	.075	DIN 6537 K
12.80	.504	61.6	2.425	4	14	460.1-1280-064A0-XM	☆	☆	☆	☆	☆	☆	14.0	.551	124	4.882	122.1	4.807	77	3.032	1.9	.075	DIN 6537 L
13.00	.512	40.9	1.610	3	14	460.1-1300-039A0-XM	☆	☆	☆	☆	☆	☆	14.0	.551	107	4.213	105.1	4.138	60	2.362	1.9	.075	DIN 6537 K
13.00	.512	61.4	2.417	4	14	460.1-1300-065A0-XM	☆	☆	☆	☆	☆	☆	14.0	.551	124	4.882	122.1	4.807	77	3.032	1.9	.075	DIN 6537 L
13.10	.516	41.2	1.622	3	14	460.1-1310-039A0-XM	☆	☆	☆	☆	☆	☆	14.0	.551	107	4.213	105.0	4.134	60	2.362	2.0	.079	DIN 6537 K
13.10	.516	61.3	2.413	4	14	460.1-1310-066A0-XM	☆	☆	☆	☆	☆	☆	14.0	.551	124	4.882	122.0	4.803	77	3.032	2.0	.079	DIN 6537 L
13.49	.531	42.5	1.673	3	14	460.1-1349-041A0-XM	☆	☆	☆	☆	☆	☆	14.0	.551	107	4.213	105.0	4.134	60	2.362	2.0	.079	DIN 6537 K
13.49	.531	60.8	2.394	4	14	460.1-1349-061A0-XM	☆	☆	☆	☆	☆	☆	14.0	.551	124	4.882	122.0	4.803	77	3.032	2.0	.079	DIN 6537 L
13.50	.531	42.5	1.673	3	14	460.1-1350-041A0-XM	☆	☆	☆	☆	☆	☆	14.0	.551	107	4.213	105.0	4.134	60	2.362	2.0	.079	DIN 6537 K
13.50	.531	60.8	2.394	4	14	460.1-1350-061A0-XM	☆	☆	☆	☆	☆	☆	14.0	.551	124	4.882	122.0	4.803	77	3.032	2.0	.079	DIN 6537 L
13.80	.543	43.4	1.709	3	14	460.1-1380-041A0-XM	☆	☆	☆	☆	☆	☆	14.0	.551	107	4.213	104.9	4.130	60	2.362	2.1	.083	DIN 6537 K
14.00	.551	44.1	1.736	3	14	460.1-1400-042A0-XM	☆	☆	☆	☆	☆	☆	14.0	.551	107	4.213	104.9	4.130	60	2.362	2.1	.083	DIN 6537 K
14.00	.551	63.0	2.480	4	14	460.1-1400-063A0-XM	☆	☆	☆	☆	☆	☆	14.0	.551	124	4.882	121.9	4.799	77	3.032	2.1	.083	DIN 6537 L
14.25	.561	44.9	1.768	3	16	460.1-1425-043A0-XM	☆	☆	☆	☆	☆	☆	16.0	.630	115	4.528	112.9	4.445	65	2.559	2.1	.083	DIN 6537 K
14.25	.561	68.8	2.709	4	16	460.1-1425-071A0-XM	☆	☆	☆	☆	☆	☆	16.0	.630	133	5.236	130.9	5.154	83	3.268	2.1	.083	DIN 6537 L
14.29	.563	45.0	1.772	3	16	460.1-1429-043A0-XM	☆	☆	☆	☆	☆	☆	16.0	.630	115	4.528	112.9	4.445	65	2.559	2.1	.083	DIN 6537 K
14.29	.563	68.7	2.705	4	16	460.1-1429-072A0-XM	☆	☆	☆	☆	☆	☆	16.0	.630	133	5.236	130.9	5.154	83	3.268	2.1	.083	DIN 6537 L

Datos de corte: www.sandvik.coromant.com

E9 E14

SPA

Broca de metal duro enteriza CoroDrill® 460

Para múltiples materiales

Suministro de refrigerante exterior

TCHA H9
SIG 140°

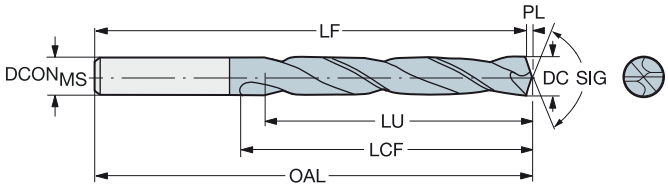

DC	DC"	LU	LU"	ULDR	CZC$_{MS}$	Código de pedido	P GC34	M GC34	K GC34	N GC34	S GC34	H GC34	Dimensiones, mm, pulg. DCON$_{MS}$	DCON$_{MS}$"	OAL	OAL"	LF	LF"	LCF	LCF"	PL	PL"	BSG
14.50	.571	45.7	1.799	3	16	460.1-1450-044A0-XM	☆	☆	☆	☆	☆	☆	16.0	.630	115	4.528	112.8	4.441	65	2.559	2.2	.087	DIN 6537 K
14.50	.571	68.5	2.697	4	16	460.1-1450-073A0-XM	☆	☆	☆	☆	☆	☆	16.0	.630	133	5.236	130.8	5.150	83	3.268	2.2	.087	DIN 6537 L
14.68	.578	46.2	1.819	3	16	460.1-1468-044A0-XM	☆	☆	☆	☆	☆	☆	16.0	.630	115	4.528	112.8	4.441	65	2.559	2.2	.087	DIN 6537 K
14.80	.583	46.6	1.835	3	16	460.1-1480-044A0-XM	☆	☆	☆	☆	☆	☆	16.0	.630	115	4.528	112.8	4.441	65	2.559	2.2	.087	DIN 6537 K
15.00	.591	47.2	1.858	3	16	460.1-1500-045A0-XM	☆	☆	☆	☆	☆	☆	16.0	.630	115	4.528	112.8	4.441	65	2.559	2.2	.087	DIN 6537 K
15.00	.591	68.0	2.677	4	16	460.1-1500-068A0-XM	☆	☆	☆	☆	☆	☆	16.0	.630	133	5.236	130.8	5.150	83	3.268	2.2	.087	DIN 6537 L
15.10	.594	47.6	1.874	3	16	460.1-1510-045A0-XM	☆	☆	☆	☆	☆	☆	16.0	.630	115	4.528	112.7	4.437	65	2.559	2.3	.091	DIN 6537 K
15.50	.610	48.8	1.921	3	16	460.1-1550-047A0-XM	☆	☆	☆	☆	☆	☆	16.0	.630	115	4.528	112.7	4.437	65	2.559	2.3	.091	DIN 6537 K
15.50	.610	67.5	2.657	4	16	460.1-1550-070A0-XM	☆	☆	☆	☆	☆	☆	16.0	.630	133	5.236	130.7	5.146	83	3.268	2.3	.091	DIN 6537 L
15.80	.622	49.2	1.937	3	16	460.1-1580-047A0-XM	☆	☆	☆	☆	☆	☆	16.0	.630	115	4.528	112.6	4.433	65	2.559	2.4	.094	DIN 6537 K
15.80	.622	67.2	2.646	4	16	460.1-1580-071A0-XM	☆	☆	☆	☆	☆	☆	16.0	.630	133	5.236	130.6	5.142	83	3.268	2.4	.094	DIN 6537 L
15.88	.625	49.1	1.933	3	16	460.1-1588-047A0-XM	☆	☆	☆	☆	☆	☆	16.0	.630	115	4.528	112.6	4.433	65	2.559	2.4	.094	DIN 6537 K
16.00	.630	49.0	1.929	3	16	460.1-1600-048A0-XM	☆	☆	☆	☆	☆	☆	16.0	.630	115	4.528	112.6	4.433	65	2.559	2.4	.094	DIN 6537 K
16.00	.630	67.0	2.638	4	16	460.1-1600-072A0-XM	☆	☆	☆	☆	☆	☆	16.0	.630	133	5.236	130.6	5.142	83	3.268	2.4	.094	DIN 6537 L
16.27	.641	51.2	2.016	3	18	460.1-1627-049A0-XM	☆	☆	☆	☆	☆	☆	18.0	.709	123	4.843	120.6	4.748	73	2.874	2.4	.094	DIN 6537 K
16.50	.650	52.0	2.047	3	18	460.1-1650-050A0-XM	☆	☆	☆	☆	☆	☆	18.0	.709	123	4.843	120.5	4.744	73	2.874	2.5	.098	DIN 6537 K
16.50	.650	76.5	3.012	4	18	460.1-1650-074A0-XM	☆	☆	☆	☆	☆	☆	18.0	.709	143	5.630	140.5	5.532	93	3.661	2.5	.098	DIN 6537 L
16.67	.656	52.5	2.067	3	18	460.1-1667-050A0-XM	☆	☆	☆	☆	☆	☆	18.0	.709	123	4.843	120.5	4.744	73	2.874	2.5	.098	DIN 6537 K
16.67	.656	76.3	3.004	4	18	460.1-1667-075A0-XM	☆	☆	☆	☆	☆	☆	18.0	.709	143	5.630	140.5	5.532	93	3.661	2.5	.098	DIN 6537 L
17.00	.669	53.5	2.106	3	18	460.1-1700-051A0-XM	☆	☆	☆	☆	☆	☆	18.0	.709	123	4.843	120.5	4.744	73	2.874	2.5	.098	DIN 6537 K
17.00	.669	76.0	2.992	4	18	460.1-1700-077A0-XM	☆	☆	☆	☆	☆	☆	18.0	.709	143	5.630	140.5	5.532	93	3.661	2.5	.098	DIN 6537 L
17.07	.672	53.7	2.114	3	18	460.1-1707-051A0-XM	☆	☆	☆	☆	☆	☆	18.0	.709	123	4.843	120.5	4.744	73	2.874	2.5	.098	DIN 6537 K
17.46	.687	75.5	2.972	4	18	460.1-1746-079A0-XM	☆	☆	☆	☆	☆	☆	18.0	.709	143	5.630	140.4	5.528	93	3.661	2.6	.102	DIN 6537 L
17.50	.689	55.1	2.169	3	18	460.1-1750-053A0-XM	☆	☆	☆	☆	☆	☆	18.0	.709	123	4.843	120.4	4.740	73	2.874	2.6	.102	DIN 6537 K
17.50	.689	75.5	2.972	4	18	460.1-1750-079A0-XM	☆	☆	☆	☆	☆	☆	18.0	.709	143	5.630	140.4	5.528	93	3.661	2.6	.102	DIN 6537 L
17.80	.701	55.2	2.173	3	18	460.1-1780-053A0-XM	☆	☆	☆	☆	☆	☆	18.0	.709	123	4.843	120.3	4.736	73	2.874	2.7	.106	DIN 6537 K
18.00	.709	56.7	2.232	3	18	460.1-1800-054A0-XM	☆	☆	☆	☆	☆	☆	18.0	.709	123	4.843	120.3	4.736	73	2.874	2.7	.106	DIN 6537 K
18.00	.709	78.6	3.094	4	18	460.1-1800-081A0-XM	☆	☆	☆	☆	☆	☆	18.0	.709	143	5.630	140.3	5.524	93	3.661	2.7	.106	DIN 6537 L
18.50	.728	58.3	2.295	3	20	460.1-1850-056A0-XM	☆	☆	☆	☆	☆	☆	20.0	.787	131	5.157	128.2	5.047	79	3.110	2.8	.110	DIN 6537 K
19.00	.748	59.8	2.354	3	20	460.1-1900-057A0-XM	☆	☆	☆	☆	☆	☆	20.0	.787	131	5.157	128.2	5.047	79	3.110	2.8	.110	DIN 6537 K
19.00	.748	85.8	3.378	4	20	460.1-1900-086A0-XM	☆	☆	☆	☆	☆	☆	20.0	.787	153	6.024	150.2	5.913	101	3.976	2.8	.110	DIN 6537 L
19.50	.768	61.4	2.417	3	20	460.1-1950-059A0-XM	☆	☆	☆	☆	☆	☆	20.0	.787	131	5.157	128.1	5.043	79	3.110	2.9	.114	DIN 6537 K
19.50	.768	85.4	3.362	4	20	460.1-1950-088A0-XM	☆	☆	☆	☆	☆	☆	20.0	.787	153	6.024	150.1	5.909	101	3.976	2.9	.114	DIN 6537 L
19.80	.780	85.2	3.354	4	20	460.1-1980-089A0-XM	☆	☆	☆	☆	☆	☆	20.0	.787	153	6.024	150.0	5.906	101	3.976	3.0	.118	DIN 6537 L
20.00	.787	63.0	2.480	3	20	460.1-2000-060A0-XM	☆	☆	☆	☆	☆	☆	20.0	.787	131	5.157	128.0	5.039	79	3.110	3.0	.118	DIN 6537 K
20.00	.787	85.0	3.346	4	20	460.1-2000-090A0-XM	☆	☆	☆	☆	☆	☆	20.0	.787	153	6.024	150.0	5.906	101	3.976	3.0	.118	DIN 6537 L

Datos de corte: www.sandvik.coromant.com

E9 E14

CoroDrill® 860-GM

Brocas de alto rendimiento optimizadas para distintos materiales

Aplicación

- Para una amplia gama de materiales en todo tipo de segmento industrial como, por ejemplo, mecanizado general, moldes y matrices, automoción y generación de energía.
- Refrigerante interior y exterior.

O C

Área de aplicación ISO:

P M K N S H



Características y ventajas

- Ranuras pulidas para una evacuación de la viruta eficiente
- Alta Productividad y vida útil de la herramienta consistente
- Valor excepcional sin comprometer la calidad
- Excelente calidad del agujero
- Gran velocidad de penetración
- Fuerzas de corte bajas

www.sandvik.coromant.com/corodrill860

Recomendaciones

Se recomienda utilizar portapinzas hidráulicos de precisión.
Se recomienda utilizar refrigerante interior; la presión mínima recomendada es de 20 bar.

Para ver adaptadores portapinzas, consulte nuestro catálogo de herramientas rotativas.

E14

SPA

Broca de metal duro integral CoroDrill® 860

Para múltiples materiales

Suministro de refrigerante interior

TCHA H9
SIG 140°

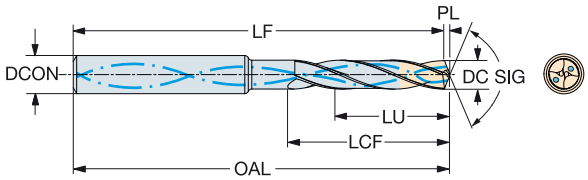

							P	M	K	N	S	H	Dimensiones, mm, pulg.									
DC	DC"	LU	LU"	ULDR	CZC_{MS}	Código de pedido	X1BM	X1BM	X1BM	X1BM	X1BM	X1BM	$DCON_{MS}$	$DCON_{MS}$"	OAL	OAL"	LF	LF"	LCF	LCF"	PL	PL"
3.00	.118	9.5	.374	3	6	860.1-0300-009A1-GM	★	★	★	☆	☆	★	6.0	.236	62	2.441	61.5	2.421	20	.787	0.5	.020
3.00	.118	15.5	.610	5	6	860.1-0300-015A1-GM	★	★	★	☆	☆	★	6.0	.236	66	2.598	65.5	2.579	28	1.102	0.5	.020
3.00	.118	24.5	.965	8	6	860.1-0300-024A1-GM	★	★	★	☆	☆	★	6.0	.236	79	3.110	78.6	3.094	37	1.457	0.4	.016
3.10	.122	9.9	.390	3	6	860.1-0310-009A1-GM	★	★	★	☆	☆	★	6.0	.236	62	2.441	61.5	2.421	20	.787	0.5	.020
3.10	.122	16.1	.634	5	6	860.1-0310-016A1-GM	★	★	★	☆	☆	★	6.0	.236	66	2.598	65.5	2.579	28	1.102	0.5	.020
3.10	.122	25.4	1.000	8	6	860.1-0310-025A1-GM	★	★	★	☆	☆	★	6.0	.236	79	3.110	78.6	3.094	37	1.457	0.4	.016
3.17	.125	10.1	.398	3	6	860.1-0317-010A1-GM	★	★	★	☆	☆	★	6.0	.236	62	2.441	61.5	2.421	20	.787	0.5	.020
3.17	.125	16.4	.646	5	6	860.1-0317-016A1-GM	★	★	★	☆	☆	★	6.0	.236	66	2.598	65.5	2.579	28	1.102	0.5	.020
3.18	.125	26.0	1.024	8	6	860.1-0318-026A1-GM	★	★	★	☆	☆	★	6.0	.236	79	3.110	78.5	3.091	37	1.457	0.5	.020
3.20	.126	10.2	.402	3	6	860.1-0320-010A1-GM	★	★	★	☆	☆	★	6.0	.236	62	2.441	61.5	2.421	20	.787	0.5	.020
3.20	.126	16.6	.654	5	6	860.1-0320-016A1-GM	★	★	★	☆	☆	★	6.0	.236	66	2.598	65.5	2.579	28	1.102	0.5	.020
3.20	.126	26.2	1.032	8	6	860.1-0320-026A1-GM	★	★	★	☆	☆	★	6.0	.236	79	3.110	78.5	3.091	37	1.457	0.5	.020
3.30	.130	10.5	.413	3	6	860.1-0330-010A1-GM	★	★	★	☆	☆	★	6.0	.236	62	2.441	61.4	2.417	20	.787	0.6	.024
3.30	.130	17.1	.673	5	6	860.1-0330-017A1-GM	★	★	★	☆	☆	★	6.0	.236	66	2.598	65.4	2.575	28	1.102	0.6	.024
3.30	.130	27.0	1.063	8	6	860.1-0330-027A1-GM	★	★	★	☆	☆	★	6.0	.236	79	3.110	78.5	3.091	37	1.457	0.5	.020
3.40	.134	10.8	.425	3	6	860.1-0340-010A1-GM	★	★	★	☆	☆	★	6.0	.236	62	2.441	61.4	2.417	20	.787	0.6	.024
3.40	.134	17.6	.693	5	6	860.1-0340-017A1-GM	★	★	★	☆	☆	★	6.0	.236	66	2.598	65.4	2.575	28	1.102	0.6	.024
3.40	.134	27.8	1.094	8	6	860.1-0340-027A1-GM	★	★	★	☆	☆	★	6.0	.236	79	3.110	78.5	3.091	37	1.457	0.5	.020
3.45	.136	11.0	.433	3	6	860.1-0345-010A1-GM	★	★	★	☆	☆	★	6.0	.236	62	2.441	61.4	2.417	20	.787	0.6	.024
3.45	.136	17.9	.705	5	6	860.1-0345-017A1-GM	★	★	★	☆	☆	★	6.0	.236	66	2.598	65.4	2.575	28	1.102	0.6	.024
3.50	.138	11.1	.437	3	6	860.1-0350-011A1-GM	★	★	★	☆	☆	★	6.0	.236	62	2.441	61.4	2.417	20	.787	0.6	.024
3.50	.138	18.1	.713	5	6	860.1-0350-018A1-GM	★	★	★	☆	☆	★	6.0	.236	66	2.598	65.4	2.575	28	1.102	0.6	.024
3.50	.138	28.6	1.126	8	6	860.1-0350-028A1-GM	★	★	★	☆	☆	★	6.0	.236	79	3.110	78.5	3.091	37	1.457	0.5	.020
3.57	.141	11.4	.449	3	6	860.1-0357-011A1-GM	★	★	★	☆	☆	★	6.0	.236	62	2.441	61.4	2.417	20	.787	0.6	.024
3.57	.141	18.5	.728	5	6	860.1-0357-018A1-GM	★	★	★	☆	☆	★	6.0	.236	66	2.598	65.4	2.575	28	1.102	0.6	.024
3.57	.141	28.9	1.138	8	6	860.1-0357-028A1-GM	★	★	★	☆	☆	★	6.0	.236	79	3.110	78.5	3.091	37	1.457	0.5	.020
3.60	.142	11.5	.453	3	6	860.1-0360-011A1-GM	★	★	★	☆	☆	★	6.0	.236	62	2.441	61.4	2.417	20	.787	0.6	.024
3.60	.142	18.7	.736	5	6	860.1-0360-018A1-GM	★	★	★	☆	☆	★	6.0	.236	66	2.598	65.4	2.575	28	1.102	0.6	.024
3.70	.146	11.8	.465	3	6	860.1-0370-011A1-GM	★	★	★	☆	☆	★	6.0	.236	62	2.441	61.4	2.417	20	.787	0.6	.024
3.70	.146	19.2	.756	5	6	860.1-0370-019A1-GM	★	★	★	☆	☆	★	6.0	.236	66	2.598	65.4	2.575	28	1.102	0.6	.024
3.70	.146	28.8	1.134	7	6	860.1-0370-028A1-GM	★	★	★	☆	☆	★	6.0	.236	79	3.110	78.5	3.091	37	1.457	0.5	.020
3.80	.150	12.1	.476	3	6	860.1-0380-012A1-GM	★	★	★	☆	☆	★	6.0	.236	66	2.598	65.4	2.575	24	.945	0.6	.024
3.80	.150	19.7	.776	5	6	860.1-0380-019A1-GM	★	★	★	☆	☆	★	6.0	.236	74	2.913	73.4	2.890	36	1.417	0.6	.024
3.80	.150	31.1	1.224	8	6	860.1-0380-031A1-GM	★	★	★	☆	☆	★	6.0	.236	90	3.543	89.5	3.524	48	1.890	0.5	.020
3.90	.154	12.4	.488	3	6	860.1-0390-012A1-GM	★	★	★	☆	☆	★	6.0	.236	66	2.598	65.3	2.571	24	.945	0.7	.028
3.90	.154	20.2	.795	5	6	860.1-0390-020A1-GM	★	★	★	☆	☆	★	6.0	.236	74	2.913	73.3	2.886	36	1.417	0.7	.028
3.97	.156	20.6	.811	5	6	860.1-0397-020A1-GM	★	★	★	☆	☆	★	6.0	.236	74	2.913	73.3	2.886	36	1.417	0.7	.028
3.97	.156	32.5	1.280	8	6	860.1-0397-032A1-GM	★	★	★	☆	☆	★	6.0	.236	90	3.543	89.4	3.520	48	1.890	0.6	.024
4.00	.157	12.7	.500	3	6	860.1-0400-012A1-GM	★	★	★	☆	☆	★	6.0	.236	66	2.598	65.3	2.571	24	.945	0.7	.028
4.00	.157	20.7	.815	5	6	860.1-0400-020A1-GM	★	★	★	☆	☆	★	6.0	.236	74	2.913	73.3	2.886	36	1.417	0.7	.028
4.00	.157	32.7	1.287	8	6	860.1-0400-032A1-GM	★	★	★	☆	☆	★	6.0	.236	90	3.543	89.4	3.520	48	1.890	0.6	.024
4.10	.161	13.0	.512	3	6	860.1-0410-013A1-GM	★	★	★	☆	☆	★	6.0	.236	66	2.598	65.3	2.571	24	.945	0.7	.028
4.10	.161	21.2	.835	5	6	860.1-0410-021A1-GM	★	★	★	☆	☆	★	6.0	.236	74	2.913	73.3	2.886	36	1.417	0.7	.028
4.10	.161	33.5	1.319	8	6	860.1-0410-033A1-GM	★	★	★	☆	☆	★	6.0	.236	90	3.543	89.4	3.520	48	1.890	0.6	.024
4.20	.165	13.4	.528	3	6	860.1-0420-013A1-GM	★	★	★	☆	☆	★	6.0	.236	66	2.598	65.3	2.571	24	.945	0.7	.028
4.20	.165	21.8	.858	5	6	860.1-0420-021A1-GM	★	★	★	☆	☆	★	6.0	.236	74	2.913	73.3	2.886	36	1.417	0.7	.028
4.20	.165	34.4	1.354	8	6	860.1-0420-034A1-GM	★	★	★	☆	☆	★	6.0	.236	90	3.543	89.4	3.520	48	1.890	0.6	.024
4.30	.169	13.7	.539	3	6	860.1-0430-013A1-GM	★	★	★	☆	☆	★	6.0	.236	66	2.598	65.3	2.571	24	.945	0.7	.028
4.30	.169	22.3	.878	5	6	860.1-0430-022A1-GM	★	★	★	☆	☆	★	6.0	.236	74	2.913	73.3	2.886	36	1.417	0.7	.028
4.30	.169	35.2	1.386	8	6	860.1-0430-035A1-GM	★	★	★	☆	☆	★	6.0	.236	90	3.543	89.4	3.520	48	1.890	0.6	.024
4.36	.172	13.9	.547	3	6	860.1-0436-013A1-GM	★	★	★	☆	☆	★	6.0	.236	66	2.598	65.3	2.571	24	.945	0.7	.028
4.36	.172	22.6	.890	5	6	860.1-0436-022A1-GM	★	★	★	☆	☆	★	6.0	.236	74	2.913	73.3	2.886	36	1.417	0.7	.028
4.37	.172	35.8	1.409	8	6	860.1-0437-035A1-GM	★	★	★	☆	☆	★	6.0	.236	90	3.543	89.4	3.520	48	1.890	0.6	.024
4.40	.173	14.0	.551	3	6	860.1-0440-014A1-GM	★	★	★	☆	☆	★	6.0	.236	66	2.598	65.3	2.571	24	.945	0.7	.028
4.40	.173	22.8	.898	5	6	860.1-0440-022A1-GM	★	★	★	☆	☆	★	6.0	.236	74	2.913	73.3	2.886	36	1.417	0.7	.028

B76 E9 E28 E14

Broca de metal duro integral CoroDrill® 860

Para múltiples materiales

Suministro de refrigerante interior

TCHA H9
SIG 140°

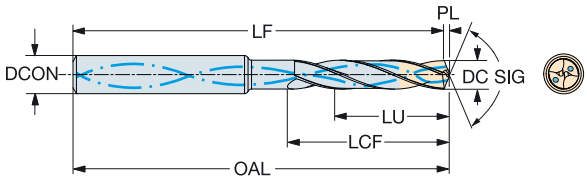

												Dimensiones, mm, pulg.									
DC	DC"	LU	LU"	ULDR	CZC_{MS}	Código de pedido	X1BM	X1BM	X1BM	X1BM	X1BM	X1BM	$DCON_{MS}$	$DCON_{MS}$"	OAL	OAL"	LF	LF"	LCF	LCF"	PL	PL"
4.50	.177	14.3	.563	3	6	860.1-0450-014A1-GM	★	★	★	☆	☆	★	6.0	.236	66	2.598	65.2	2.567	24	.945	0.8	.031
4.50	.177	23.3	.917	5	6	860.1-0450-023A1-GM	★	★	★	☆	☆	★	6.0	.236	74	2.913	73.2	2.882	36	1.417	0.8	.031
4.50	.177	36.8	1.449	8	6	860.1-0450-036A1-GM	★	★	★	☆	☆	★	6.0	.236	90	3.543	89.3	3.516	48	1.890	0.7	.028
4.55	.179	14.5	.571	3	6	860.1-0455-014A1-GM	★	★	★	☆	☆	★	6.0	.236	66	2.598	65.2	2.567	24	.945	0.8	.031
4.60	.181	14.6	.575	3	6	860.1-0460-014A1-GM	★	★	★	☆	☆	★	6.0	.236	66	2.598	65.2	2.567	24	.945	0.8	.031
4.60	.181	23.8	.937	5	6	860.1-0460-023A1-GM	★	★	★	☆	☆	★	6.0	.236	74	2.913	73.2	2.882	36	1.417	0.8	.031
4.60	.181	37.6	1.480	8	6	860.1-0460-037A1-GM	★	★	★	☆	☆	★	6.0	.236	90	3.543	89.3	3.516	48	1.890	0.7	.028
4.70	.185	14.6	.575	3	6	860.1-0470-014A1-GM	★	★	★	☆	☆	★	6.0	.236	66	2.598	65.2	2.567	24	.945	0.8	.031
4.70	.185	24.4	.961	5	6	860.1-0470-024A1-GM	★	★	★	☆	☆	★	6.0	.236	74	2.913	73.2	2.882	36	1.417	0.8	.031
4.70	.185	38.5	1.516	8	6	860.1-0470-038A1-GM	★	★	★	☆	☆	★	6.0	.236	90	3.543	89.3	3.516	48	1.890	0.7	.028
4.76	.187	15.1	.594	3	6	860.1-0476-015A1-GM	★	★	★	☆	☆	★	6.0	.236	66	2.598	65.2	2.567	28	1.102	0.8	.031
4.76	.187	24.7	.972	5	6	860.1-0476-024A1-GM	★	★	★	☆	☆	★	6.0	.236	74	2.913	73.2	2.882	44	1.732	0.8	.031
4.76	.187	38.9	1.532	8	6	860.1-0476-038A1-GM	★	★	★	☆	☆	★	6.0	.236	90	3.543	89.3	3.516	62	2.441	0.7	.028
4.80	.189	15.3	.602	3	6	860.1-0480-015A1-GM	★	★	★	☆	☆	★	6.0	.236	66	2.598	65.2	2.567	28	1.102	0.8	.031
4.80	.189	24.9	.980	5	6	860.1-0480-024A1-GM	★	★	★	☆	☆	★	6.0	.236	82	3.228	81.2	3.197	44	1.732	0.8	.031
4.80	.189	39.3	1.547	8	6	860.1-0480-039A1-GM	★	★	★	☆	☆	★	6.0	.236	104	4.094	103.3	4.067	62	2.441	0.7	.028
4.90	.193	15.6	.614	3	6	860.1-0490-015A1-GM	★	★	★	☆	☆	★	6.0	.236	66	2.598	65.2	2.567	28	1.102	0.8	.031
4.90	.193	25.4	1.000	5	6	860.1-0490-025A1-GM	★	★	★	☆	☆	★	6.0	.236	82	3.228	81.2	3.197	44	1.732	0.8	.031
5.00	.197	15.9	.626	3	6	860.1-0500-015A1-GM	★	★	★	☆	☆	★	6.0	.236	66	2.598	65.2	2.567	28	1.102	0.8	.031
5.00	.197	25.9	1.020	5	6	860.1-0500-025A1-GM	★	★	★	☆	☆	★	6.0	.236	82	3.228	81.2	3.197	44	1.732	0.8	.031
5.00	.197	40.9	1.610	8	6	860.1-0500-040A1-GM	★	★	★	☆	☆	★	6.0	.236	104	4.094	103.2	4.063	62	2.441	0.8	.031
5.10	.201	16.2	.638	3	6	860.1-0510-016A1-GM	★	★	★	☆	☆	★	6.0	.236	66	2.598	65.1	2.563	28	1.102	0.9	.035
5.10	.201	26.4	1.039	5	6	860.1-0510-026A1-GM	★	★	★	☆	☆	★	6.0	.236	82	3.228	81.1	3.193	44	1.732	0.9	.035
5.10	.201	41.7	1.642	8	6	860.1-0510-041A1-GM	★	★	★	☆	☆	★	6.0	.236	104	4.094	103.1	4.059	62	2.441	0.9	.035
5.16	.203	16.4	.646	3	6	860.1-0516-016A1-GM	★	★	★	☆	☆	★	6.0	.236	66	2.598	65.1	2.563	28	1.102	0.9	.035
5.16	.203	26.7	1.051	5	6	860.1-0516-026A1-GM	★	★	★	☆	☆	★	6.0	.236	82	3.228	81.1	3.193	44	1.732	0.9	.035
5.20	.205	16.5	.650	3	6	860.1-0520-016A1-GM	★	★	★	☆	☆	★	6.0	.236	66	2.598	65.1	2.563	28	1.102	0.9	.035
5.20	.205	26.9	1.059	5	6	860.1-0520-026A1-GM	★	★	★	☆	☆	★	6.0	.236	82	3.228	81.1	3.193	44	1.732	0.9	.035
5.20	.205	42.5	1.673	8	6	860.1-0520-042A1-GM	★	★	★	☆	☆	★	6.0	.236	104	4.094	103.1	4.059	62	2.441	0.9	.035
5.30	.209	27.2	1.071	5	6	860.1-0525-027A1-GM	★	★	★	☆	☆	★	6.0	.236	82	3.228	81.1	3.193	44	1.732	0.9	.035
5.30	.209	16.6	.654	3	6	860.1-0530-016A1-GM	★	★	★	☆	☆	★	6.0	.236	66	2.598	65.1	2.563	28	1.102	0.9	.035
5.30	.209	27.5	1.083	5	6	860.1-0530-027A1-GM	★	★	★	☆	☆	★	6.0	.236	82	3.228	81.1	3.193	44	1.732	0.9	.035
5.30	.209	43.4	1.709	8	6	860.1-0530-043A1-GM	★	★	★	☆	☆	★	6.0	.236	104	4.094	103.1	4.059	62	2.441	0.9	.035
5.40	.213	16.5	.650	3	6	860.1-0540-016A1-GM	★	★	★	☆	☆	★	6.0	.236	66	2.598	65.1	2.563	28	1.102	0.9	.035
5.40	.213	28.0	1.102	5	6	860.1-0540-027A1-GM	★	★	★	☆	☆	★	6.0	.236	82	3.228	81.1	3.193	44	1.732	0.9	.035
5.40	.213	44.2	1.740	8	6	860.1-0540-044A1-GM	★	★	★	☆	☆	★	6.0	.236	104	4.094	103.1	4.059	62	2.441	0.9	.035
5.50	.217	16.4	.646	2	6	860.1-0550-016A1-GM	★	★	★	☆	☆	★	6.0	.236	66	2.598	65.1	2.563	28	1.102	0.9	.035
5.50	.217	28.5	1.122	5	6	860.1-0550-028A1-GM	★	★	★	☆	☆	★	6.0	.236	82	3.228	81.1	3.193	44	1.732	0.9	.035
5.55	.219	45.0	1.772	8	6	860.1-0550-045A1-GM	★	★	★	☆	☆	★	6.0	.236	104	4.094	103.1	4.059	62	2.441	0.9	.035
5.56	.219	28.8	1.134	5	6	860.1-0555-028A1-GM	★	★	★	☆	☆	★	6.0	.236	82	3.228	81.1	3.193	44	1.732	0.9	.035
5.56	.219	16.4	.646	2	6	860.1-0556-016A1-GM	★	★	★	☆	☆	★	6.0	.236	66	2.598	65.1	2.563	28	1.102	0.9	.035
5.56	.219	28.8	1.134	5	6	860.1-0556-028A1-GM	★	★	★	☆	☆	★	6.0	.236	82	3.228	81.1	3.193	44	1.732	0.9	.035
5.56	.219	45.5	1.791	8	6	860.1-0556-045A1-GM	★	★	★	☆	☆	★	6.0	.236	104	4.094	103.1	4.059	62	2.441	0.9	.035
5.60	.220	16.3	.642	2	6	860.1-0560-016A1-GM	★	★	★	☆	☆	★	6.0	.236	66	2.598	65.0	2.559	28	1.102	1.0	.039
5.60	.220	29.0	1.142	5	6	860.1-0560-029A1-GM	★	★	★	☆	☆	★	6.0	.236	82	3.228	81.0	3.189	44	1.732	1.0	.039
5.60	.220	45.8	1.803	8	6	860.1-0560-045A1-GM	★	★	★	☆	☆	★	6.0	.236	104	4.094	103.0	4.055	62	2.441	1.0	.039
5.70	.224	16.2	.638	2	6	860.1-0570-016A1-GM	★	★	★	☆	☆	★	6.0	.236	66	2.598	65.0	2.559	28	1.102	1.0	.039
5.70	.224	29.5	1.161	5	6	860.1-0570-029A1-GM	★	★	★	☆	☆	★	6.0	.236	82	3.228	81.0	3.189	44	1.732	1.0	.039
5.70	.224	46.6	1.835	8	6	860.1-0570-046A1-GM	★	★	★	☆	☆	★	6.0	.236	104	4.094	103.0	4.055	62	2.441	1.0	.039
5.80	.228	16.2	.638	2	6	860.1-0580-016A1-GM	★	★	★	☆	☆	★	6.0	.236	66	2.598	65.0	2.559	28	1.102	1.0	.039
5.80	.228	30.1	1.185	5	6	860.1-0580-030A1-GM	★	★	★	☆	☆	★	6.0	.236	82	3.228	80.9	3.187	44	1.732	1.1	.042
5.80	.228	47.5	1.870	8	6	860.1-0580-047A1-GM	★	★	★	☆	☆	★	6.0	.236	104	4.094	103.0	4.055	62	2.441	1.0	.039
5.90	.232	16.1	.634	2	6	860.1-0590-016A1-GM	★	★	★	☆	☆	★	6.0	.236	66	2.598	65.0	2.559	28	1.102	1.0	.039
5.90	.232	48.3	1.902	8	6	860.1-0590-048A1-GM	★	★	★	☆	☆	★	6.0	.236	104	4.094	103.0	4.055	62	2.441	1.0	.039
5.95	.234	16.0	.630	2	6	860.1-0595-016A1-GM	★	★	★	☆	☆	★	6.0	.236	66	2.598	64.9	2.556	28	1.102	1.1	.043

B76 E9 E28 E14

SANDVIK Coromant

SPA

Broca de metal duro integral CoroDrill® 860

Para múltiples materiales

Suministro de refrigerante interior

TCHA H9
SIG 140°

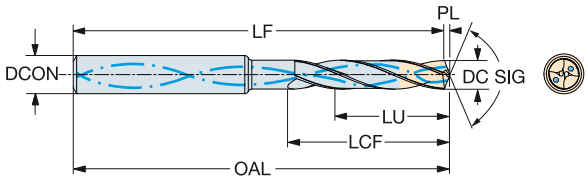

DC	DC"	LU	LU"	ULDR	CZC_{MS}	Código de pedido	P X1BM	M X1BM	K X1BM	N X1BM	S X1BM	H X1BM	Dimensiones, mm, pulg. $DCON_{MS}$	$DCON_{MS}$"	OAL	OAL"	LF	LF"	LCF	LCF"	PL	PL"
6.00	.236	16.0	.630	2	6	860.1-0600-016A1-GM	★	★	★	☆	☆	★	6.0	.236	66	2.598	64.9	2.555	28	1.102	1.1	.043
6.00	.236	31.1	1.224	5	6	860.1-0600-031A1-GM	★	★	★	☆	☆	★	6.0	.236	82	3.228	80.9	3.185	44	1.732	1.1	.043
6.00	.236	49.1	1.933	8	6	860.1-0600-049A1-GM	★	★	★	☆	☆	★	6.0	.236	104	4.094	103.0	4.055	62	2.441	1.0	.039
6.10	.240	19.4	.764	3	8	860.1-0610-019A1-GM	★	★	★	☆	☆	★	8.0	.315	79	3.110	77.9	3.067	34	1.339	1.1	.044
6.10	.240	31.6	1.244	5	8	860.1-0610-031A1-GM	★	★	★	☆	☆	★	8.0	.315	91	3.583	89.9	3.539	53	2.087	1.1	.044
6.10	.240	49.9	1.965	8	8	860.1-0610-049A1-GM	★	★	★	☆	☆	★	8.0	.315	126	4.961	125.0	4.921	84	3.307	1.0	.039
6.20	.244	19.7	.776	3	8	860.1-0620-019A1-GM	★	★	★	☆	☆	★	8.0	.315	79	3.110	77.9	3.066	34	1.339	1.1	.044
6.20	.244	32.1	1.264	5	8	860.1-0620-032A1-GM	★	★	★	☆	☆	★	8.0	.315	91	3.583	89.9	3.538	53	2.087	1.1	.044
6.20	.244	50.7	1.996	8	8	860.1-0620-050A1-GM	★	★	★	☆	☆	★	8.0	.315	126	4.961	124.9	4.917	84	3.307	1.1	.043
6.30	.248	20.0	.787	3	8	860.1-0630-020A1-GM	★	★	★	☆	☆	★	8.0	.315	79	3.110	77.9	3.065	34	1.339	1.1	.045
6.30	.248	32.6	1.283	5	8	860.1-0630-032A1-GM	★	★	★	☆	☆	★	8.0	.315	91	3.583	89.9	3.538	53	2.087	1.1	.045
6.30	.248	51.5	2.028	8	8	860.1-0630-051A1-GM	★	★	★	☆	☆	★	8.0	.315	126	4.961	124.9	4.917	84	3.307	1.1	.043
6.35	.250	20.2	.795	3	8	860.1-0635-020A1-GM	★	★	★	☆	☆	★	8.0	.315	79	3.110	77.8	3.065	34	1.339	1.2	.045
6.35	.250	32.9	1.295	5	8	860.1-0635-032A1-GM	★	★	★	☆	☆	★	8.0	.315	91	3.583	89.8	3.537	53	2.087	1.2	.045
6.35	.250	52.0	2.047	8	8	860.1-0635-051A1-GM	★	★	★	☆	☆	★	8.0	.315	126	4.961	124.9	4.917	84	3.307	1.1	.043
6.40	.252	20.4	.803	3	8	860.1-0640-020A1-GM	★	★	★	☆	☆	★	8.0	.315	79	3.110	77.8	3.064	34	1.339	1.2	.046
6.40	.252	33.2	1.307	5	8	860.1-0640-033A1-GM	★	★	★	☆	☆	★	8.0	.315	91	3.583	89.8	3.537	53	2.087	1.2	.046
6.40	.252	52.4	2.063	8	8	860.1-0640-052A1-GM	★	★	★	☆	☆	★	8.0	.315	126	4.961	124.9	4.917	84	3.307	1.1	.043
6.50	.256	20.7	.815	3	8	860.1-0650-020A1-GM	★	★	★	☆	☆	★	8.0	.315	79	3.110	77.8	3.064	34	1.339	1.2	.047
6.50	.256	33.7	1.327	5	8	860.1-0650-033A1-GM	★	★	★	☆	☆	★	8.0	.315	91	3.583	89.8	3.536	53	2.087	1.2	.047
6.50	.256	53.2	2.094	8	8	860.1-0650-053A1-GM	★	★	★	☆	☆	★	8.0	.315	126	4.961	124.9	4.917	84	3.307	1.1	.043
6.60	.260	20.6	.811	3	8	860.1-0660-020A1-GM	★	★	★	☆	☆	★	8.0	.315	79	3.110	77.8	3.063	34	1.339	1.2	.047
6.60	.260	34.2	1.346	5	8	860.1-0660-034A1-GM	★	★	★	☆	☆	★	8.0	.315	91	3.583	89.8	3.535	53	2.087	1.2	.047
6.60	.260	54.0	2.126	8	8	860.1-0660-054A1-GM	★	★	★	☆	☆	★	8.0	.315	126	4.961	124.9	4.917	84	3.307	1.1	.043
6.70	.264	20.5	.807	3	8	860.1-0670-020A1-GM	★	★	★	☆	☆	★	8.0	.315	79	3.110	77.8	3.062	34	1.339	1.2	.048
6.70	.264	34.7	1.366	5	8	860.1-0670-034A1-GM	★	★	★	☆	☆	★	8.0	.315	91	3.583	89.8	3.535	53	2.087	1.2	.048
6.70	.264	54.8	2.157	8	8	860.1-0670-054A1-GM	★	★	★	☆	☆	★	8.0	.315	126	4.961	124.9	4.917	84	3.307	1.1	.043
6.75	.266	20.5	.807	3	8	860.1-0675-020A1-GM	★	★	★	☆	☆	★	8.0	.315	79	3.110	77.8	3.062	34	1.339	1.2	.048
6.75	.266	35.0	1.378	5	8	860.1-0675-034A1-GM	★	★	★	☆	☆	★	8.0	.315	91	3.583	89.8	3.534	53	2.087	1.2	.048
6.80	.268	20.4	.803	3	8	860.1-0680-020A1-GM	★	★	★	☆	☆	★	8.0	.315	79	3.110	77.8	3.062	34	1.339	1.2	.049
6.80	.268	35.2	1.386	5	8	860.1-0680-035A1-GM	★	★	★	☆	☆	★	8.0	.315	91	3.583	89.8	3.534	53	2.087	1.2	.049
6.80	.268	55.6	2.189	8	8	860.1-0680-055A1-GM	★	★	★	☆	☆	★	8.0	.315	126	4.961	124.8	4.913	84	3.307	1.2	.047
6.90	.272	20.3	.799	2	8	860.1-0690-020A1-GM	★	★	★	☆	☆	★	8.0	.315	79	3.110	77.7	3.061	34	1.339	1.3	.049
6.90	.272	35.8	1.409	5	8	860.1-0690-035A1-GM	★	★	★	☆	☆	★	8.0	.315	91	3.583	89.7	3.533	53	2.087	1.3	.049
6.90	.272	56.5	2.224	8	8	860.1-0690-056A1-GM	★	★	★	☆	☆	★	8.0	.315	126	4.961	124.8	4.913	84	3.307	1.2	.047
7.00	.276	22.3	.878	3	8	860.1-0700-022A1-GM	★	★	★	☆	☆	★	8.0	.315	79	3.110	77.7	3.060	41	1.614	1.3	.050
7.00	.276	36.3	1.429	5	8	860.1-0700-036A1-GM	★	★	★	☆	☆	★	8.0	.315	91	3.583	89.7	3.533	53	2.087	1.3	.050
7.00	.276	57.3	2.256	8	8	860.1-0700-057A1-GM	★	★	★	☆	☆	★	8.0	.315	126	4.961	124.8	4.913	84	3.307	1.2	.047
7.10	.280	22.6	.890	3	8	860.1-0710-022A1-GM	★	★	★	☆	☆	★	8.0	.315	79	3.110	77.7	3.059	41	1.614	1.3	.051
7.10	.280	36.8	1.449	5	8	860.1-0710-036A1-GM	★	★	★	☆	☆	★	8.0	.315	91	3.583	89.7	3.532	53	2.087	1.3	.051
7.10	.280	58.1	2.287	8	8	860.1-0710-058A1-GM	★	★	★	☆	☆	★	8.0	.315	126	4.961	124.8	4.913	84	3.307	1.2	.047
7.14	.281	22.7	.894	3	8	860.1-0714-022A1-GM	★	★	★	☆	☆	★	8.0	.315	79	3.110	77.7	3.059	41	1.614	1.3	.051
7.14	.281	58.4	2.299	8	8	860.1-0714-058A1-GM	★	★	★	☆	☆	★	8.0	.315	126	4.961	124.8	4.913	84	3.307	1.2	.047
7.20	.283	22.9	.902	3	8	860.1-0720-022A1-GM	★	★	★	☆	☆	★	8.0	.315	79	3.110	77.7	3.059	41	1.614	1.3	.052
7.20	.283	37.3	1.469	5	8	860.1-0720-037A1-GM	★	★	★	☆	☆	★	8.0	.315	91	3.583	89.7	3.531	53	2.087	1.3	.052
7.30	.287	23.2	.913	3	8	860.1-0730-023A1-GM	★	★	★	☆	☆	★	8.0	.315	79	3.110	77.7	3.058	41	1.614	1.3	.052
7.30	.287	37.8	1.488	5	8	860.1-0730-037A1-GM	★	★	★	☆	☆	★	8.0	.315	91	3.583	89.7	3.530	53	2.087	1.3	.052
7.40	.291	23.5	.925	3	8	860.1-0740-023A1-GM	★	★	★	☆	☆	★	8.0	.315	79	3.110	77.7	3.057	41	1.614	1.3	.053
7.40	.291	38.3	1.508	5	8	860.1-0740-038A1-GM	★	★	★	☆	☆	★	8.0	.315	91	3.583	89.7	3.530	53	2.087	1.3	.053
7.40	.291	60.5	2.382	8	8	860.1-0740-060A1-GM	★	★	★	☆	☆	★	8.0	.315	126	4.961	124.7	4.909	84	3.307	1.3	.051
7.50	.295	23.9	.941	3	8	860.1-0750-023A1-GM	★	★	★	☆	☆	★	8.0	.315	79	3.110	77.6	3.057	41	1.614	1.4	.054
7.50	.295	38.8	1.528	5	8	860.1-0750-038A1-GM	★	★	★	☆	☆	★	8.0	.315	91	3.583	89.6	3.529	53	2.087	1.4	.054
7.50	.295	61.4	2.417	8	8	860.1-0750-061A1-GM	★	★	★	☆	☆	★	8.0	.315	126	4.961	124.7	4.909	84	3.307	1.3	.051
7.54	.297	24.0	.945	3	8	860.1-0754-023A1-GM	★	★	★	☆	☆	★	8.0	.315	79	3.110	77.6	3.056	41	1.614	1.4	.054
7.60	.299	24.2	.953	3	8	860.1-0760-024A1-GM	★	★	★	☆	☆	★	8.0	.315	79	3.110	77.6	3.056	41	1.614	1.4	.054
7.60	.299	38.7	1.524	5	10	860.1-0760-038A1-GM	★	★	★	☆	☆	★	10.0	.394	91	3.583	89.6	3.528	53	2.087	1.4	.054

B76 E9 E28 E14

Broca de metal duro integral CoroDrill® 860

Para múltiples materiales

Suministro de refrigerante interior

TCHA H9
SIG 140°

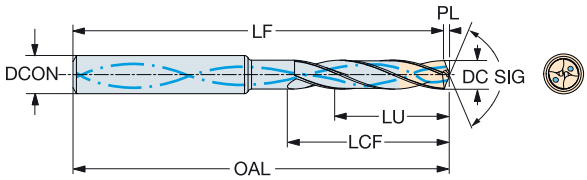

							P	M	K	N	S	H	Dimensiones, mm, pulg.								
DC	DC"	LU	LU"	ULDR	CZC_{MS}	Código de pedido	X1BM	X1BM	X1BM	X1BM	X1BM	X1BM	$DCON_{MS}$	$DCON_{MS}$"	OAL	OAL"	LF	LF"	LCF	LCF"	PL	PL"
7.70	.303	24.5	.965	3	8	860.1-0770-024A1-GM	★	★	★	☆	☆	★	8.0	.315	79	3.110	77.6	3.055	41	1.614	1.4	.055
7.70	.303	63.0	2.480	8	8	860.1-0770-063A1-GM	★	★	★	☆	☆	★	8.0	.315	126	4.961	124.7	4.909	84	3.307	1.3	.051
7.80	.307	24.8	.976	3	8	860.1-0780-024A1-GM	★	★	★	☆	☆	★	8.0	.315	79	3.110	77.6	3.054	41	1.614	1.4	.056
7.80	.307	38.6	1.520	4	8	860.1-0780-038A1-GM	★	★	★	☆	☆	★	8.0	.315	91	3.583	89.6	3.527	53	2.087	1.4	.056
7.80	.307	63.8	2.512	8	8	860.1-0780-063A1-GM	★	★	★	☆	☆	★	8.0	.315	126	4.961	124.7	4.909	84	3.307	1.3	.051
7.90	.311	25.1	.988	3	8	860.1-0790-025A1-GM	★	★	★	☆	☆	★	8.0	.315	79	3.110	77.6	3.054	41	1.614	1.4	.057
7.90	.311	64.6	2.543	8	8	860.1-0790-064A1-GM	★	★	★	☆	☆	★	8.0	.315	126	4.961	124.6	4.906	84	3.307	1.4	.055
7.94	.313	25.3	.996	3	8	860.1-0794-025A1-GM	★	★	★	☆	☆	★	8.0	.315	79	3.110	77.6	3.053	41	1.614	1.4	.057
7.94	.313	38.4	1.512	4	8	860.1-0794-038A1-GM	★	★	★	☆	☆	★	8.0	.315	91	3.583	89.6	3.526	53	2.087	1.4	.057
7.94	.313	65.0	2.559	8	8	860.1-0794-064A1-GM	★	★	★	☆	☆	★	8.0	.315	126	4.961	124.6	4.906	84	3.307	1.4	.055
8.00	.315	25.5	1.004	3	8	860.1-0800-025A1-GM	★	★	★	☆	☆	★	8.0	.315	79	3.110	77.5	3.053	41	1.614	1.5	.057
8.00	.315	38.4	1.512	4	8	860.1-0800-038A1-GM	★	★	★	☆	☆	★	8.0	.315	91	3.583	89.5	3.525	53	2.087	1.5	.057
8.00	.315	65.5	2.579	8	8	860.1-0800-065A1-GM	★	★	★	☆	☆	★	8.0	.315	126	4.961	124.6	4.906	84	3.307	1.4	.055
8.10	.319	25.8	1.016	3	10	860.1-0810-025A1-GM	★		★	☆	☆	★	10.0	.394	89	3.504	87.5	3.446	47	1.850	1.5	.058
8.10	.319	42.0	1.654	5	10	860.1-0810-041A1-GM	★		★	☆	☆	★	10.0	.394	103	4.055	101.5	3.997	61	2.402	1.5	.058
8.10	.319	66.3	2.610	8	10	860.1-0810-066A1-GM	★		★	☆	☆	★	10.0	.394	152	5.984	150.6	5.929	106	4.173	1.4	.055
8.20	.323	26.1	1.028	3	10	860.1-0820-026A1-GM	★		★	☆	☆	★	10.0	.394	89	3.504	87.5	3.445	47	1.850	1.5	.059
8.20	.323	42.5	1.673	5	10	860.1-0820-042A1-GM	★		★	☆	☆	★	10.0	.394	103	4.055	101.5	3.996	61	2.402	1.5	.059
8.20	.323	67.1	2.642	8	10	860.1-0820-067A1-GM	★		★	☆	☆	★	10.0	.394	152	5.984	150.6	5.929	106	4.173	1.4	.055
8.30	.327	26.4	1.039	3	10	860.1-0830-026A1-GM	★		★	☆	☆	★	10.0	.394	89	3.504	87.5	3.444	47	1.850	1.5	.059
8.30	.327	43.0	1.693	5	10	860.1-0830-043A1-GM	★		★	☆	☆	★	10.0	.394	103	4.055	101.5	3.996	61	2.402	1.5	.059
8.30	.327	67.9	2.673	8	10	860.1-0830-067A1-GM	★		★	☆	☆	★	10.0	.394	152	5.984	150.6	5.929	106	4.173	1.4	.055
8.40	.331	26.7	1.051	3	10	860.1-0840-026A1-GM	★		★	☆	☆	★	10.0	.394	89	3.504	87.5	3.444	47	1.850	1.5	.060
8.40	.331	43.5	1.713	5	10	860.1-0840-043A1-GM	★		★	☆	☆	★	10.0	.394	103	4.055	101.5	3.995	61	2.402	1.5	.060
8.50	.335	27.0	1.063	3	10	860.1-0850-027A1-GM	★		★	☆	☆	★	10.0	.394	89	3.504	87.5	3.443	47	1.850	1.5	.061
8.50	.335	44.0	1.732	5	10	860.1-0850-044A1-GM	★		★	☆	☆	★	10.0	.394	103	4.055	101.5	3.994	61	2.402	1.5	.061
8.50	.335	69.5	2.736	8	10	860.1-0850-069A1-GM	★		★	☆	☆	★	10.0	.394	152	5.984	150.5	5.925	106	4.173	1.5	.059
8.60	.339	27.4	1.079	3	10	860.1-0860-027A1-GM	★		★	☆	☆	★	10.0	.394	89	3.504	87.4	3.442	47	1.850	1.6	.062
8.60	.339	44.6	1.756	5	10	860.1-0860-044A1-GM	★		★	☆	☆	★	10.0	.394	103	4.055	101.4	3.994	61	2.402	1.6	.062
8.60	.339	70.4	2.772	8	10	860.1-0860-070A1-GM	★		★	☆	☆	★	10.0	.394	152	5.984	150.5	5.925	106	4.173	1.5	.059
8.70	.343	27.7	1.091	3	10	860.1-0870-027A1-GM	★		★	☆	☆	★	10.0	.394	89	3.504	87.4	3.442	47	1.850	1.6	.062
8.70	.343	45.0	1.772	5	10	860.1-0870-044A1-GM	★		★	☆	☆	★	10.0	.394	103	4.055	101.4	3.993	61	2.402	1.6	.062
8.70	.343	71.2	2.803	8	10	860.1-0870-071A1-GM	★		★	☆	☆	★	10.0	.394	152	5.984	150.5	5.925	106	4.173	1.5	.059
8.73	.344	27.8	1.094	3	10	860.1-0873-027A1-GM	★		★	☆	☆	★	10.0	.394	89	3.504	87.4	3.441	47	1.850	1.6	.063
8.73	.344	71.4	2.811	8	10	860.1-0873-071A1-GM	★		★	☆	☆	★	10.0	.394	152	5.984	150.4	5.922	106	4.173	1.6	.063
8.80	.346	28.0	1.102	3	10	860.1-0880-028A1-GM	★		★	☆	☆	★	10.0	.394	89	3.504	87.4	3.441	47	1.850	1.6	.063
8.80	.346	44.9	1.768	5	10	860.1-0880-044A1-GM	★		★	☆	☆	★	10.0	.394	103	4.055	101.4	3.992	61	2.402	1.6	.063
8.90	.350	28.3	1.114	3	10	860.1-0890-028A1-GM	★		★	☆	☆	★	10.0	.394	89	3.504	87.4	3.440	47	1.850	1.6	.064
9.00	.354	28.6	1.126	3	10	860.1-0900-028A1-GM	★		★	☆	☆	★	10.0	.394	89	3.504	87.4	3.439	47	1.850	1.6	.064
9.00	.354	44.7	1.760	4	10	860.1-0900-044A1-GM	★		★	☆	☆	★	10.0	.394	103	4.055	101.4	3.991	61	2.402	1.6	.064
9.00	.354	73.6	2.898	8	10	860.1-0900-073A1-GM	★		★	☆	☆	★	10.0	.394	152	5.984	150.4	5.920	106	4.173	1.6	.064
9.13	.359	29.1	1.146	3	10	860.1-0913-029A1-GM	★		★	☆	☆	★	10.0	.394	89	3.504	87.3	3.439	47	1.850	1.7	.065
9.20	.362	29.3	1.154	3	10	860.1-0920-029A1-GM	★		★	☆	☆	★	10.0	.394	89	3.504	87.3	3.438	47	1.850	1.7	.066
9.30	.366	29.6	1.165	3	10	860.1-0930-029A1-GM	★		★	☆	☆	★	10.0	.394	89	3.504	87.3	3.437	47	1.850	1.7	.067
9.30	.366	44.4	1.748	4	10	860.1-0930-044A1-GM	★		★	☆	☆	★	10.0	.394	103	4.055	101.3	3.989	61	2.402	1.7	.067
9.40	.370	44.4	1.748	4	10	860.1-0940-044A1-GM	★		★	☆	☆	★	10.0	.394	103	4.055	101.3	3.988	61	2.402	1.7	.067
9.40	.370	76.9	3.028	8	10	860.1-0940-076A1-GM	★		★	☆	☆	★	10.0	.394	152	5.984	150.3	5.917	106	4.173	1.7	.067
9.50	.374	30.2	1.189	3	10	860.1-0950-030A1-GM	★		★	☆	☆	★	10.0	.394	89	3.504	87.3	3.436	47	1.850	1.7	.068
9.50	.374	44.3	1.744	4	10	860.1-0950-044A1-GM	★		★	☆	☆	★	10.0	.394	103	4.055	101.3	3.987	61	2.402	1.7	.068
9.50	.374	77.7	3.059	8	10	860.1-0950-077A1-GM	★		★	☆	☆	★	10.0	.394	152	5.984	150.3	5.916	106	4.173	1.7	.068
9.52	.375	30.3	1.193	3	10	860.1-0952-030A1-GM	★		★	☆	☆	★	10.0	.394	89	3.504	87.3	3.436	47	1.850	1.7	.068
9.52	.375	44.3	1.744	4	10	860.1-0952-044A1-GM	★		★	☆	☆	★	10.0	.394	103	4.055	101.3	3.987	61	2.402	1.7	.068
9.52	.375	77.9	3.067	8	10	860.1-0952-077A1-GM	★		★	☆	☆	★	10.0	.394	152	5.984	150.3	5.916	106	4.173	1.7	.068
9.60	.378	30.2	1.189	3	10	860.1-0960-030A1-GM	★		★	☆	☆	★	10.0	.394	89	3.504	87.3	3.435	47	1.850	1.7	.069
9.60	.378	44.2	1.740	4	10	860.1-0960-044A1-GM	★		★	☆	☆	★	10.0	.394	103	4.055	101.3	3.986	61	2.402	1.7	.069

B76 E9 E28 E14

SPA

Broca de metal duro integral CoroDrill® 860

Para múltiples materiales

Suministro de refrigerante interior

TCHA H9
SIG 140°

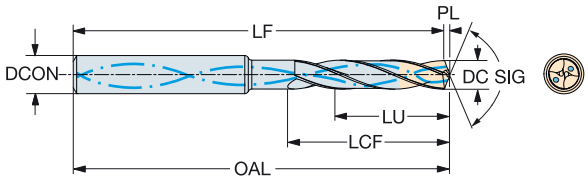

							P	M	K	N	S	H	Dimensiones, mm, pulg.								
DC	DC"	LU	LU"	ULDR	CZC_{MS}	Código de pedido	X1BM	X1BM	X1BM	X1BM	X1BM	X1BM	$DCON_{MS}$	$DCON_{MS}$"	OAL	OAL"	LF	LF"	LCF	LCF"	PL	PL"
9.70	.382	30.1	1.185	3	10	860.1-0970-030A1-GM	★		★	☆	☆	★	10.0	.394	89	3.504	87.2	3.434	47	1.850	1.8	.069
9.70	.382	44.1	1.736	4	10	860.1-0970-044A1-GM	★		★	☆	☆	★	10.0	.394	103	4.055	101.2	3.986	61	2.402	1.8	.069
9.70	.382	79.4	3.126	8	10	860.1-0970-079A1-GM	★		★	☆	☆	★	10.0	.394	152	5.984	150.2	5.915	106	4.173	1.8	.069
9.80	.386	30.0	1.181	3	10	860.1-0980-030A1-GM	★		★	☆	☆	★	10.0	.394	89	3.504	87.2	3.434	47	1.850	1.8	.070
9.80	.386	44.0	1.732	4	10	860.1-0980-044A1-GM	★		★	☆	☆	★	10.0	.394	103	4.055	101.2	3.985	61	2.402	1.8	.070
9.80	.386	80.2	3.157	8	10	860.1-0980-080A1-GM	★		★	☆	☆	★	10.0	.394	152	5.984	150.2	5.914	106	4.173	1.8	.070
9.90	.390	30.0	1.181	3	10	860.1-0990-029A1-GM	★		★	☆	☆	★	10.0	.394	89	3.504	87.2	3.433	47	1.850	1.8	.071
9.90	.390	44.0	1.732	4	10	860.1-0990-043A1-GM	★		★	☆	☆	★	10.0	.394	103	4.055	101.2	3.984	61	2.402	1.8	.071
9.92	.391	30.0	1.181	3	10	860.1-0992-029A1-GM	★		★	☆	☆	★	10.0	.394	89	3.504	87.2	3.433	47	1.850	1.8	.071
9.92	.391	81.2	3.197	8	10	860.1-0992-081A1-GM	★		★	☆	☆	★	10.0	.394	152	5.984	150.2	5.913	106	4.173	1.8	.071
10.00	.394	29.9	1.177	2	10	860.1-1000-029A1-GM	★		★	☆	☆	★	10.0	.394	89	3.504	87.2	3.432	47	1.850	1.8	.072
10.00	.394	43.9	1.728	4	10	860.1-1000-043A1-GM	★		★	☆	☆	★	10.0	.394	103	4.055	101.2	3.983	61	2.402	1.8	.072
10.00	.394	81.8	3.220	8	10	860.1-1000-081A1-GM	★		★	☆	☆	★	10.0	.394	152	5.984	150.2	5.913	106	4.173	1.8	.072
10.10	.398	32.1	1.264	3	12	860.1-1010-032A1-GM	★		★	☆	☆	★	12.0	.472	89	3.504	87.2	3.432	55	2.165	1.8	.072
10.10	.398	52.3	2.059	5	12	860.1-1010-052A1-GM	★		★	☆	☆	★	12.0	.472	103	4.055	101.2	3.983	71	2.795	1.8	.072
10.10	.398	82.6	3.252	8	12	860.1-1010-082A1-GM	★		★	☆	☆	★	12.0	.472	152	5.984	150.2	5.912	128	5.039	1.8	.072
10.20	.402	32.5	1.280	3	12	860.1-1020-032A1-GM	★		★	☆	☆	★	12.0	.472	102	4.016	100.1	3.943	55	2.165	1.9	.073
10.20	.402	52.9	2.083	5	12	860.1-1020-052A1-GM	★		★	☆	☆	★	12.0	.472	118	4.646	116.1	4.573	71	2.795	1.9	.073
10.20	.402	83.5	3.287	8	12	860.1-1020-083A1-GM	★		★	☆	☆	★	12.0	.472	180	7.087	178.1	7.014	128	5.039	1.9	.073
10.30	.406	32.8	1.291	3	12	860.1-1030-032A1-GM	★		★	☆	☆	★	12.0	.472	102	4.016	100.1	3.942	55	2.165	1.9	.074
10.30	.406	52.9	2.083	5	12	860.1-1030-052A1-GM	★		★	☆	☆	★	12.0	.472	118	4.646	116.1	4.572	71	2.795	1.9	.074
10.30	.406	84.3	3.319	8	12	860.1-1030-084A1-GM	★		★	☆	☆	★	12.0	.472	180	7.087	178.1	7.013	128	5.039	1.9	.074
10.32	.406	32.8	1.291	3	12	860.1-1032-032A1-GM	★		★	☆	☆	★	12.0	.472	102	4.016	100.1	3.942	55	2.165	1.9	.074
10.32	.406	52.9	2.083	5	12	860.1-1032-052A1-GM	★		★	☆	☆	★	12.0	.472	118	4.646	116.1	4.572	71	2.795	1.9	.074
10.40	.409	33.1	1.303	3	12	860.1-1040-033A1-GM	★		★	☆	☆	★	12.0	.472	102	4.016	100.1	3.941	55	2.165	1.9	.075
10.40	.409	52.8	2.079	5	12	860.1-1040-052A1-GM	★		★	☆	☆	★	12.0	.472	118	4.646	116.1	4.571	71	2.795	1.9	.075
10.50	.413	33.4	1.315	3	12	860.1-1050-033A1-GM	★		★	☆	☆	★	12.0	.472	102	4.016	100.1	3.941	55	2.165	1.9	.075
10.50	.413	52.7	2.075	5	12	860.1-1050-052A1-GM	★		★	☆	☆	★	12.0	.472	118	4.646	116.1	4.570	71	2.795	1.9	.075
10.50	.413	85.9	3.382	8	12	860.1-1050-085A1-GM	★		★	☆	☆	★	12.0	.472	180	7.087	178.1	7.011	128	5.039	1.9	.075
10.60	.417	33.7	1.327	3	12	860.1-1060-033A1-GM	★		★	☆	☆	★	12.0	.472	102	4.016	100.1	3.940	55	2.165	1.9	.076
10.70	.421	34.0	1.339	3	12	860.1-1070-034A1-GM	★		★	☆	☆	★	12.0	.472	102	4.016	100.1	3.939	55	2.165	1.9	.077
10.70	.421	52.5	2.067	4	12	860.1-1070-052A1-GM	★		★	☆	☆	★	12.0	.472	118	4.646	116.1	4.569	71	2.795	1.9	.077
10.71	.422	34.1	1.343	3	12	860.1-1071-034A1-GM	★		★	☆	☆	★	12.0	.472	102	4.016	100.1	3.939	55	2.165	1.9	.077
10.71	.422	52.5	2.067	4	12	860.1-1071-052A1-GM	★		★	☆	☆	★	12.0	.472	118	4.646	116.1	4.569	71	2.795	1.9	.077
10.80	.425	34.4	1.354	3	12	860.1-1080-034A1-GM	★		★	☆	☆	★	12.0	.472	102	4.016	100.0	3.938	55	2.165	2.0	.077
10.80	.425	52.5	2.067	4	12	860.1-1080-052A1-GM	★		★	☆	☆	★	12.0	.472	118	4.646	116.0	4.568	71	2.795	2.0	.077
10.80	.425	88.4	3.480	8	12	860.1-1080-088A1-GM	★		★	☆	☆	★	12.0	.472	180	7.087	178.0	7.009	128	5.039	2.0	.077
11.00	.433	35.0	1.378	3	12	860.1-1100-035A1-GM	★		★	☆	☆	★	12.0	.472	102	4.016	100.0	3.937	55	2.165	2.0	.079
11.00	.433	52.3	2.059	4	12	860.1-1100-052A1-GM	★		★	☆	☆	★	12.0	.472	118	4.646	116.0	4.567	71	2.795	2.0	.079
11.00	.433	90.0	3.543	8	12	860.1-1100-090A1-GM	★		★	☆	☆	★	12.0	.472	180	7.087	178.0	7.008	128	5.039	2.0	.079
11.10	.437	35.3	1.390	3	12	860.1-1110-035A1-GM	★		★	☆	☆	★	12.0	.472	102	4.016	100.0	3.936	55	2.165	2.0	.080
11.10	.437	52.2	2.055	4	12	860.1-1110-052A1-GM	★		★	☆	☆	★	12.0	.472	118	4.646	116.0	4.566	71	2.795	2.0	.080
11.10	.437	90.8	3.575	8	12	860.1-1110-090A1-GM	★		★	☆	☆	★	12.0	.472	180	7.087	178.0	7.007	128	5.039	2.0	.080
11.11	.437	35.4	1.394	3	12	860.1-1111-035A1-GM	★		★	☆	☆	★	12.0	.472	102	4.016	100.0	3.936	55	2.165	2.0	.080
11.11	.437	52.2	2.055	4	12	860.1-1111-052A1-GM	★		★	☆	☆	★	12.0	.472	118	4.646	116.0	4.566	71	2.795	2.0	.080
11.20	.441	35.6	1.402	3	12	860.1-1120-035A1-GM	★		★	☆	☆	★	12.0	.472	102	4.016	100.0	3.936	55	2.165	2.0	.080
11.20	.441	52.1	2.051	4	12	860.1-1120-052A1-GM	★		★	☆	☆	★	12.0	.472	118	4.646	116.0	4.565	71	2.795	2.0	.080
11.30	.445	52.1	2.051	4	12	860.1-1130-052A1-GM	★		★	☆	☆	★	12.0	.472	118	4.646	115.9	4.565	71	2.795	2.1	.081
11.50	.453	35.9	1.413	3	12	860.1-1150-035A1-GM	★		★	☆	☆	★	12.0	.472	102	4.016	99.9	3.933	55	2.165	2.1	.082
11.50	.453	51.9	2.043	4	12	860.1-1150-051A1-GM	★		★	☆	☆	★	12.0	.472	118	4.646	115.9	4.563	71	2.795	2.1	.082
11.50	.453	94.1	3.705	8	12	860.1-1150-094A1-GM	★		★	☆	☆	★	12.0	.472	180	7.087	177.9	7.004	128	5.039	2.1	.082
11.60	.457	35.8	1.409	3	12	860.1-1160-035A1-GM	★		★	☆	☆	★	12.0	.472	102	4.016	99.9	3.933	55	2.165	2.1	.083
11.70	.461	35.8	1.409	3	12	860.1-1170-035A1-GM	★		★	☆	☆	★	12.0	.472	102	4.016	99.9	3.932	55	2.165	2.1	.084
11.80	.465	35.7	1.406	3	12	860.1-1180-035A1-GM	★		★	☆	☆	★	12.0	.472	102	4.016	99.9	3.931	55	2.165	2.1	.085
11.80	.465	51.7	2.035	4	12	860.1-1180-051A1-GM	★		★	☆	☆	★	12.0	.472	118	4.646	115.9	4.561	71	2.795	2.1	.085
11.80	.465	96.5	3.799	8	12	860.1-1180-096A1-GM	★		★	☆	☆	★	12.0	.472	180	7.087	177.9	7.002	128	5.039	2.1	.085

B76 E9 E28 E14

Broca de metal duro integral CoroDrill® 860

Para múltiples materiales

Suministro de refrigerante interior

TCHA H9
SIG 140°

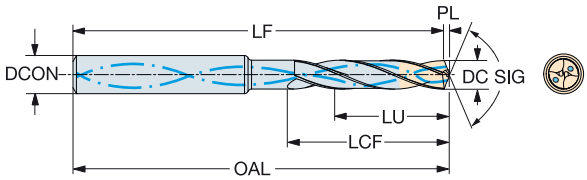

							P	M	K	N	S	H	Dimensiones, mm, pulg.									
DC	DC"	LU	LU"	ULDR	CZC_{MS}	Código de pedido	X1BM	X1BM	X1BM	X1BM	X1BM	X1BM	$DCON_{MS}$	$DCON_{MS}$"	OAL	OAL"	LF	LF"	LCF	LCF"	PL	PL"
11.90	.469	51.6	2.032	4	12	860.1-1190-051A1-GM	★		★	☆	☆	★	12.0	.472	118	4.646	115.8	4.560	71	2.795	2.2	.085
11.90	.469	97.4	3.835	8	12	860.1-1190-097A1-GM	★		★	☆	☆	★	12.0	.472	180	7.087	177.8	7.001	128	5.039	2.2	.085
12.00	.472	35.6	1.402	2	12	860.1-1200-035A1-GM	★		★	☆	☆	★	12.0	.472	102	4.016	99.8	3.930	55	2.165	2.2	.086
12.00	.472	51.6	2.032	4	14	860.1-1200-051A1-GM	★		★	☆	☆	★	14.0	.551	118	4.646	115.8	4.560	71	2.795	2.2	.086
12.00	.472	98.2	3.866	8	12	860.1-1200-098A1-GM	★		★	☆	☆	★	12.0	.472	180	7.087	177.8	7.001	128	5.039	2.2	.086
12.10	.476	56.7	2.232	4	14	860.1-1210-056A1-GM	★		★	☆	☆	★	14.0	.551	118	4.646	115.8	4.559	77	3.032	2.2	.087
12.20	.480	38.8	1.528	3	14	860.1-1220-038A1-GM	★		★	☆	☆	★	14.0	.551	107	4.213	104.8	4.125	60	2.362	2.2	.087
12.20	.480	56.6	2.228	4	14	860.1-1220-056A1-GM	★		★	☆	☆	★	14.0	.551	124	4.882	121.8	4.794	77	3.032	2.2	.087
12.30	.484	39.1	1.539	3	14	860.1-1230-039A1-GM	★		★	☆	☆	★	14.0	.551	107	4.213	104.8	4.124	60	2.362	2.2	.088
12.30	.484	100.6	3.961	8	14	860.1-1230-100A1-GM	★		★	☆	☆	★	14.0	.551	202	7.953	199.8	7.865	151	5.945	2.2	.088
12.40	.488	39.4	1.551	3	14	860.1-1240-039A1-GM	★		★	☆	☆	★	14.0	.551	107	4.213	104.7	4.124	60	2.362	2.3	.089
12.50	.492	39.4	1.551	3	14	860.1-1250-039A1-GM	★		★	☆	☆	★	14.0	.551	107	4.213	104.7	4.123	60	2.362	2.3	.090
12.50	.492	56.4	2.220	4	14	860.1-1250-056A1-GM	★		★	☆	☆	★	14.0	.551	124	4.882	121.7	4.792	77	3.032	2.3	.090
12.50	.492	102.3	4.028	8	14	860.1-1250-102A1-GM	★		★	☆	☆	★	14.0	.551	202	7.953	199.7	7.863	151	5.945	2.3	.090
12.70	.500	39.2	1.543	3	14	860.1-1270-039A1-GM	★		★	☆	☆	★	14.0	.551	107	4.213	104.7	4.122	60	2.362	2.3	.091
12.70	.500	56.2	2.213	4	14	860.1-1270-056A1-GM	★		★	☆	☆	★	14.0	.551	124	4.882	121.7	4.791	77	3.032	2.3	.091
12.70	.500	103.9	4.091	8	14	860.1-1270-103A1-GM	★		★	☆	☆	★	14.0	.551	202	7.953	199.7	7.862	151	5.945	2.3	.091
12.80	.504	104.7	4.122	8	14	860.1-1280-104A1-GM	★		★	☆	☆	★	14.0	.551	202	7.953	199.7	7.861	151	5.945	2.3	.092
13.00	.512	39.0	1.535	3	14	860.1-1300-038A1-GM	★		★	☆	☆	★	14.0	.551	107	4.213	104.6	4.119	60	2.362	2.4	.093
13.00	.512	56.0	2.205	4	14	860.1-1300-055A1-GM	★		★	☆	☆	★	14.0	.551	124	4.882	121.6	4.789	77	3.032	2.4	.093
13.00	.512	106.4	4.189	8	14	860.1-1300-106A1-GM	★		★	☆	☆	★	14.0	.551	202	7.953	199.6	7.860	151	5.945	2.4	.093
13.10	.516	55.9	2.201	4	14	860.1-1310-055A1-GM	★		★	☆	☆	★	14.0	.551	124	4.882	121.6	4.788	77	3.032	2.4	.094
13.25	.522	38.8	1.528	2	14	860.1-1325-038A1-GM	★		★	☆	☆	★	14.0	.551	107	4.213	104.6	4.118	60	2.362	2.4	.095
13.30	.524	38.8	1.528	2	14	860.1-1330-036A1-GM	★		★	☆	☆	★	14.0	.551	107	4.213	104.6	4.117	60	2.362	2.4	.095
13.50	.531	38.6	1.520	2	14	860.1-1350-038A1-GM	★		★	☆	☆	★	14.0	.551	107	4.213	104.5	4.116	60	2.362	2.5	.097
13.50	.531	55.6	2.189	4	14	860.1-1350-055A1-GM	★		★	☆	☆	★	14.0	.551	124	4.882	121.5	4.785	77	3.032	2.5	.097
13.50	.531	110.5	4.350	8	14	860.1-1350-110A1-GM	★		★	☆	☆	★	14.0	.551	202	7.953	199.5	7.856	151	5.945	2.5	.097
13.75	.541	38.4	1.512	2	14	860.1-1375-038A1-GM	★		★	☆	☆	★	14.0	.551	107	4.213	104.5	4.114	60	2.362	2.5	.099
13.80	.543	112.9	4.445	8	14	860.1-1380-112A1-GM	★		★	☆	☆	★	14.0	.551	202	7.953	199.5	7.854	151	5.945	2.5	.099
14.00	.551	38.2	1.504	2	14	860.1-1400-038A1-GM	★		★	☆	☆	★	14.0	.551	107	4.213	104.5	4.112	60	2.362	2.5	.100
14.00	.551	55.2	2.173	3	16	860.1-1400-055A1-GM	★		★	☆	☆	★	16.0	.630	124	4.882	121.5	4.782	77	3.032	2.5	.100
14.00	.551	114.5	4.508	8	14	860.1-1400-114A1-GM	★		★	☆	☆	★	14.0	.551	202	7.953	199.5	7.852	151	5.945	2.5	.100
14.25	.561	42.4	1.669	2	16	860.1-1425-042A1-GM	★		★	☆	☆	★	16.0	.630	115	4.528	112.4	4.425	65	2.559	2.6	.102
14.25	.561	60.4	2.378	4	16	860.1-1425-060A1-GM	★		★	☆	☆	★	16.0	.630	133	5.236	130.4	5.134	83	3.268	2.6	.102
14.29	.563	42.4	1.669	2	16	860.1-1429-042A1-GM	★		★	☆	☆	★	16.0	.630	115	4.528	112.4	4.425	65	2.559	2.6	.102
14.50	.571	42.2	1.661	2	16	860.1-1450-042A1-GM	★		★	☆	☆	★	16.0	.630	115	4.528	112.4	4.424	65	2.559	2.6	.104
14.50	.571	60.2	2.370	4	16	860.1-1450-060A1-GM	★		★	☆	☆	★	16.0	.630	133	5.236	130.4	5.132	83	3.268	2.6	.104
15.00	.591	41.8	1.646	2	16	860.1-1500-041A1-GM	★		★	☆	☆	★	16.0	.630	115	4.528	112.3	4.420	65	2.559	2.7	.107
15.00	.591	59.8	2.354	3	16	860.1-1500-059A1-GM	★		★	☆	☆	★	16.0	.630	133	5.236	130.3	5.129	83	3.268	2.7	.107
15.50	.610	41.4	1.630	2	16	860.1-1550-041A1-GM	★		★	☆	☆	★	16.0	.630	115	4.528	112.2	4.417	65	2.559	2.8	.111
15.87	.625	41.1	1.618	2	16	860.1-1587-041A1-GM	★		★	☆	☆	★	16.0	.630	115	4.528	112.1	4.414	65	2.559	2.9	.114
15.87	.625	59.1	2.327	3	16	860.1-1587-059A1-GM	★		★	☆	☆	★	16.0	.630	133	5.236	130.1	5.123	83	3.268	2.9	.114
16.00	.630	41.0	1.614	2	16	860.1-1600-041A1-GM	★		★	☆	☆	★	16.0	.630	115	4.528	112.1	4.413	65	2.559	2.9	.115
16.00	.630	59.0	2.323	3	6	860.1-1600-059A1-GM	★		★	☆	☆	★	6.0	.236	133	5.236	130.1	5.122	83	3.268	2.9	.115
16.00	.630	130.9	5.154	8	16	860.1-1600-130A1-GM	★		★	☆	☆	★	16.0	.630	227	8.937	224.1	8.822	172	6.772	2.9	.115

B76 E9 E28 E14

SANDVIK Coromant

SPA

Broca de metal duro integral CoroDrill® 860

Para múltiples materiales

Suministro de refrigerante exterior

TCHA H9
SIG 140°

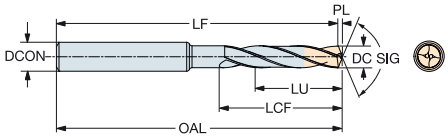

							P	M	K	N	H	Dimensiones, mm, pulg.									
DC	DC"	LU	LU"	ULDR	CZC_{MS}	Código de pedido	X1BM	X1BM	X1BM	X1BM	X1BM	$DCON_{MS}$	$DCON_{MS}$"	OAL	OAL"	LF	LF"	LCF	LCF"	PL	PL"
3.00	.118	9.5	.374	3	6	860.1-0300-009A0-GM	★	☆	★	☆	★	6.0	.236	62	2.441	61.5	2.421	20	.787	0.5	.020
3.00	.118	15.5	.610	5	6	860.1-0300-015A0-GM	★		★	☆	☆	6.0	.236	66	2.598	65.5	2.579	28	1.102	0.5	.020
3.10	.122	9.9	.390	3	6	860.1-0310-009A0-GM	★	☆	★	☆	★	6.0	.236	62	2.441	61.5	2.421	20	.787	0.5	.020
3.10	.122	16.1	.634	5	6	860.1-0310-016A0-GM	★		★	☆	☆	6.0	.236	66	2.598	65.5	2.579	28	1.102	0.5	.020
3.20	.126	10.2	.402	3	6	860.1-0320-010A0-GM	★	☆	★	☆	★	6.0	.236	62	2.441	61.5	2.421	20	.787	0.5	.020
3.20	.126	16.6	.654	5	6	860.1-0320-016A0-GM	★		★	☆	☆	6.0	.236	66	2.598	65.5	2.579	28	1.102	0.5	.020
3.30	.130	10.5	.413	3	6	860.1-0330-010A0-GM	★	☆	★	☆	★	6.0	.236	62	2.441	61.4	2.417	20	.787	0.6	.024
3.30	.130	17.1	.673	5	6	860.1-0330-017A0-GM	★		★	☆	☆	6.0	.236	66	2.598	65.4	2.575	28	1.102	0.6	.024
3.38	.133	17.5	.689	5	6	860.1-0338-017A0-GM	★		★	☆	☆	6.0	.236	66	2.598	65.4	2.575	28	1.102	0.6	.024
3.40	.134	10.8	.425	3	6	860.1-0340-010A0-GM	★	☆	★	☆	★	6.0	.236	62	2.441	61.4	2.417	20	.787	0.6	.024
3.40	.134	17.6	.693	5	6	860.1-0340-017A0-GM	★		★	☆	☆	6.0	.236	66	2.598	65.4	2.575	28	1.102	0.6	.024
3.50	.138	11.1	.437	3	6	860.1-0350-011A0-GM	★	☆	★	☆	★	6.0	.236	62	2.441	61.4	2.417	20	.787	0.6	.024
3.50	.138	18.1	.713	5	6	860.1-0350-018A0-GM	★		★	☆	☆	6.0	.236	66	2.598	65.4	2.575	28	1.102	0.6	.024
3.60	.142	11.5	.453	3	6	860.1-0360-011A0-GM	★	☆	★	☆	★	6.0	.236	62	2.441	61.4	2.417	20	.787	0.6	.024
3.60	.142	18.7	.736	5	6	860.1-0360-018A0-GM	★		★	☆	☆	6.0	.236	66	2.598	65.4	2.575	28	1.102	0.6	.024
3.70	.146	11.8	.465	3	6	860.1-0370-011A0-GM	★	☆	★	☆	★	6.0	.236	62	2.441	61.4	2.417	20	.787	0.6	.024
3.70	.146	19.2	.756	5	6	860.1-0370-019A0-GM	★		★	☆	☆	6.0	.236	66	2.598	65.4	2.575	28	1.102	0.6	.024
3.80	.150	12.1	.476	3	6	860.1-0380-012A0-GM	★	☆	★	☆	★	6.0	.236	66	2.598	65.4	2.575	24	.945	0.6	.024
3.80	.150	19.7	.776	5	6	860.1-0380-019A0-GM	★		★	☆	☆	6.0	.236	74	2.913	73.4	2.890	36	1.417	0.6	.024
3.90	.154	12.4	.488	3	6	860.1-0390-012A0-GM	★	☆	★	☆	★	6.0	.236	66	2.598	65.3	2.571	24	.945	0.7	.028
3.90	.154	20.2	.795	5	6	860.1-0390-020A0-GM	★		★	☆	☆	6.0	.236	74	2.913	73.3	2.886	36	1.417	0.7	.028
4.00	.157	12.7	.500	3	6	860.1-0400-012A0-GM	★	☆	★	☆	★	6.0	.236	66	2.598	65.3	2.571	24	.945	0.7	.028
4.00	.157	20.7	.815	5	6	860.1-0400-020A0-GM	★		★	☆	☆	6.0	.236	74	2.913	73.3	2.886	36	1.417	0.7	.028
4.10	.161	13.0	.512	3	6	860.1-0410-013A0-GM	★	☆	★	☆	★	6.0	.236	66	2.598	65.3	2.571	24	.945	0.7	.028
4.10	.161	21.2	.835	5	6	860.1-0410-021A0-GM	★		★	☆	☆	6.0	.236	74	2.913	73.3	2.886	36	1.417	0.7	.028
4.20	.165	13.4	.528	3	6	860.1-0420-013A0-GM	★	☆	★	☆	★	6.0	.236	66	2.598	65.3	2.571	24	.945	0.7	.028
4.20	.165	21.8	.858	5	6	860.1-0420-021A0-GM	★		★	☆	☆	6.0	.236	74	2.913	73.3	2.886	36	1.417	0.7	.028
4.30	.169	13.7	.539	3	6	860.1-0430-013A0-GM	★	☆	★	☆	★	6.0	.236	66	2.598	65.3	2.571	24	.945	0.7	.028
4.30	.169	22.3	.878	5	6	860.1-0430-022A0-GM	★		★	☆	☆	6.0	.236	74	2.913	73.3	2.886	36	1.417	0.7	.028
4.40	.173	14.0	.551	3	6	860.1-0440-014A0-GM	★	☆	★	☆	★	6.0	.236	66	2.598	65.3	2.571	24	.945	0.7	.028
4.50	.177	14.3	.563	3	6	860.1-0450-014A0-GM	★	☆	★	☆	★	6.0	.236	66	2.598	65.2	2.567	24	.945	0.8	.031
4.50	.177	23.3	.917	5	6	860.1-0450-023A0-GM	★		★	☆	☆	6.0	.236	74	2.913	73.2	2.882	36	1.417	0.8	.031
4.60	.181	14.6	.575	3	6	860.1-0460-014A0-GM	★	☆	★	☆	★	6.0	.236	66	2.598	65.2	2.567	24	.945	0.8	.031
4.60	.181	23.8	.937	5	6	860.1-0460-023A0-GM	★		★	☆	☆	6.0	.236	74	2.913	73.2	2.882	36	1.417	0.8	.031
4.70	.185	14.6	.575	3	6	860.1-0470-014A0-GM	★	☆	★	☆	★	6.0	.236	66	2.598	65.2	2.567	24	.945	0.8	.031
4.80	.189	15.3	.602	3	6	860.1-0480-015A0-GM	★	☆	★	☆	★	6.0	.236	66	2.598	65.2	2.567	28	1.102	0.8	.031
4.80	.189	24.9	.980	5	6	860.1-0480-024A0-GM	★		★	☆	☆	6.0	.236	82	3.228	81.2	3.197	44	1.732	0.8	.031
4.90	.193	15.6	.614	3	6	860.1-0490-015A0-GM	★	☆	★	☆	★	6.0	.236	66	2.598	65.2	2.567	28	1.102	0.8	.031
5.00	.197	15.9	.626	3	6	860.1-0500-015A0-GM	★	☆	★	☆	★	6.0	.236	66	2.598	65.2	2.567	28	1.102	0.8	.031
5.00	.197	25.9	1.020	5	6	860.1-0500-025A0-GM	★		★	☆	☆	6.0	.236	82	3.228	81.2	3.197	44	1.732	0.8	.031
5.10	.201	16.2	.638	3	6	860.1-0510-016A0-GM	★	☆	★	☆	★	6.0	.236	66	2.598	65.1	2.563	28	1.102	0.9	.035
5.10	.201	26.4	1.039	5	6	860.1-0510-026A0-GM	★		★	☆	☆	6.0	.236	82	3.228	81.1	3.193	44	1.732	0.9	.035
5.20	.205	16.5	.650	3	6	860.1-0520-016A0-GM	★	☆	★	☆	★	6.0	.236	66	2.598	65.1	2.563	28	1.102	0.9	.035
5.20	.205	26.9	1.059	5	6	860.1-0520-026A0-GM	★		★	☆	☆	6.0	.236	82	3.228	81.1	3.193	44	1.732	0.9	.035
5.30	.209	16.6	.654	3	6	860.1-0530-016A0-GM	★	☆	★	☆	★	6.0	.236	66	2.598	65.1	2.563	28	1.102	0.9	.035
5.30	.209	27.5	1.083	5	6	860.1-0530-027A0-GM	★		★	☆	☆	6.0	.236	82	3.228	81.1	3.193	44	1.732	0.9	.035
5.40	.213	16.5	.650	3	6	860.1-0540-016A0-GM	★	☆	★	☆	★	6.0	.236	66	2.598	65.1	2.563	28	1.102	0.9	.035
5.50	.217	16.4	.646	2	6	860.1-0550-016A0-GM	★	☆	★	☆	★	6.0	.236	66	2.598	65.1	2.563	28	1.102	0.9	.035
5.50	.217	28.5	1.122	5	6	860.1-0550-028A0-GM	★		★	☆	☆	6.0	.236	82	3.228	81.1	3.193	44	1.732	0.9	.035
5.60	.220	16.3	.642	2	6	860.1-0560-016A0-GM	★	☆	★	☆	★	6.0	.236	66	2.598	65.0	2.559	28	1.102	1.0	.039
5.60	.220	29.0	1.142	5	6	860.1-0560-029A0-GM	★		★	☆	☆	6.0	.236	82	3.228	81.0	3.189	44	1.732	1.0	.039
5.80	.228	16.2	.638	2	6	860.1-0580-016A0-GM	★	☆	★	☆	★	6.0	.236	66	2.598	65.0	2.559	28	1.102	1.0	.039
5.90	.232	30.6	1.205	5	6	860.1-0590-030A0-GM	★		★	☆	☆	6.0	.236	82	3.228	81.0	3.189	44	1.732	1.0	.039
6.00	.236	16.0	.630	2	6	860.1-0600-016A0-GM	★	☆	★	☆	★	6.0	.236	66	2.598	65.0	2.559	28	1.102	1.0	.039
6.00	.236	31.1	1.224	5	6	860.1-0600-031A0-GM	★		★	☆	☆	6.0	.236	82	3.228	81.0	3.189	44	1.732	1.0	.039
6.10	.240	19.4	.764	3	8	860.1-0610-019A0-GM	★	☆	★	☆	★	8.0	.315	79	3.110	78.0	3.071	34	1.339	1.0	.039
6.10	.240	31.6	1.244	5	8	860.1-0610-031A0-GM	★		★	☆	☆	8.0	.315	91	3.583	90.0	3.543	53	2.087	1.0	.039
6.20	.244	19.7	.776	3	8	860.1-0620-019A0-GM	★	☆	★	☆	★	8.0	.315	79	3.110	77.9	3.067	34	1.339	1.1	.043
6.20	.244	32.1	1.264	5	8	860.1-0620-032A0-GM	★		★	☆	☆	8.0	.315	91	3.583	89.9	3.539	53	2.087	1.1	.043

B76 E9 E28 E14

Broca de metal duro integral CoroDrill® 860

Para múltiples materiales

Suministro de refrigerante exterior

TCHA H9
SIG 140°

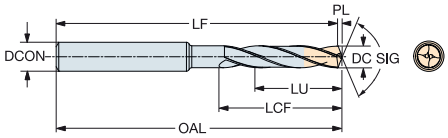

							P	M	K	N	H	Dimensiones, mm, pulg.									
DC	DC"	LU	LU"	ULDR	CZC_{MS}	Código de pedido	X1BM	X1BM	X1BM	X1BM	X1BM	$DCON_{MS}$	$DCON_{MS}$"	OAL	OAL"	LF	LF"	LCF	LCF"	PL	PL"
6.30	.248	20.0	.787	3	8	860.1-0630-020A0-GM	★	☆	★	☆	★	8.0	.315	79	3.110	77.9	3.067	34	1.339	1.1	.043
6.30	.248	32.6	1.283	5	8	860.1-0630-032A0-GM	★		★	☆	☆	8.0	.315	91	3.583	89.9	3.539	53	2.087	1.1	.043
6.40	.252	33.2	1.307	5	8	860.1-0640-033A0-GM	★		★	☆	☆	8.0	.315	91	3.583	89.9	3.539	53	2.087	1.1	.043
6.50	.256	20.7	.815	3	8	860.1-0650-020A0-GM	★	☆	★	☆	★	8.0	.315	79	3.110	77.9	3.067	34	1.339	1.1	.043
6.50	.256	33.7	1.327	5	8	860.1-0650-033A0-GM	★		★	☆	☆	8.0	.315	91	3.583	89.9	3.539	53	2.087	1.1	.043
6.60	.260	20.6	.811	3	8	860.1-0660-020A0-GM	★	☆	★	☆	★	8.0	.315	79	3.110	77.9	3.067	34	1.339	1.1	.043
6.70	.264	20.5	.807	3	8	860.1-0670-020A0-GM	★	☆	★	☆	★	8.0	.315	79	3.110	77.9	3.067	34	1.339	1.1	.043
6.70	.264	34.7	1.366	5	8	860.1-0670-034A0-GM	★		★	☆	☆	8.0	.315	91	3.583	89.9	3.539	53	2.087	1.1	.043
6.80	.268	20.4	.803	3	8	860.1-0680-020A0-GM	★	☆	★	☆	★	8.0	.315	79	3.110	77.8	3.063	34	1.339	1.2	.047
6.80	.268	35.2	1.386	5	8	860.1-0680-035A0-GM	★		★	☆	☆	8.0	.315	91	3.583	89.8	3.535	53	2.087	1.2	.047
6.90	.272	35.8	1.409	5	8	860.1-0690-035A0-GM	★		★	☆	☆	8.0	.315	91	3.583	89.8	3.535	53	2.087	1.2	.047
7.00	.276	22.3	.878	3	8	860.1-0700-022A0-GM	★	☆	★	☆	★	8.0	.315	79	3.110	77.8	3.063	41	1.614	1.2	.047
7.00	.276	36.3	1.429	5	8	860.1-0700-036A0-GM	★		★	☆	☆	8.0	.315	91	3.583	89.8	3.535	53	2.087	1.2	.047
7.10	.280	22.6	.890	3	8	860.1-0710-022A0-GM	★	☆	★	☆	★	8.0	.315	79	3.110	77.8	3.063	41	1.614	1.2	.047
7.20	.283	22.9	.902	3	8	860.1-0720-022A0-GM	★	☆	★	☆	★	8.0	.315	79	3.110	77.7	3.059	41	1.614	1.3	.052
7.50	.295	38.8	1.528	5	8	860.1-0750-038A0-GM	★		★	☆	☆	8.0	.315	91	3.583	89.7	3.532	53	2.087	1.3	.051
7.70	.303	24.5	.965	3	8	860.1-0770-024A0-GM	★	☆	★	☆	★	8.0	.315	79	3.110	77.6	3.055	41	1.614	1.4	.055
7.80	.307	24.8	.976	3	8	860.1-0780-024A0-GM	★	☆	★	☆	★	8.0	.315	79	3.110	77.6	3.054	41	1.614	1.4	.056
8.00	.315	25.5	1.004	3	8	860.1-0800-025A0-GM	★	☆	★	☆	★	8.0	.315	79	3.110	77.5	3.053	41	1.614	1.5	.057
8.00	.315	38.4	1.512	4	8	860.1-0800-038A0-GM	★		★	☆	☆	8.0	.315	91	3.583	89.6	3.528	53	2.087	1.4	.055
8.10	.319	25.8	1.016	3	10	860.1-0810-025A0-GM	★		★	☆	★	10.0	.394	89	3.504	87.5	3.446	47	1.850	1.5	.058
8.20	.323	26.1	1.028	3	10	860.1-0820-026A0-GM	★		★	☆	★	10.0	.394	89	3.504	87.5	3.445	47	1.850	1.5	.059
8.30	.327	26.4	1.039	3	10	860.1-0830-026A0-GM	★		★	☆	★	10.0	.394	89	3.504	87.5	3.444	47	1.850	1.5	.059
8.30	.327	43.0	1.693	5	10	860.1-0830-043A0-GM	★		★	☆	☆	10.0	.394	103	4.055	101.6	4.000	61	2.402	1.4	.055
8.40	.331	26.7	1.051	3	10	860.1-0840-026A0-GM	★		★	☆	★	10.0	.394	89	3.504	87.5	3.444	47	1.850	1.5	.060
8.50	.335	27.0	1.063	3	10	860.1-0850-027A0-GM	★		★	☆	★	10.0	.394	89	3.504	87.5	3.443	47	1.850	1.5	.061
8.50	.335	44.0	1.732	5	10	860.1-0850-044A0-GM	★		★	☆	☆	10.0	.394	103	4.055	101.5	3.994	61	2.402	1.5	.061
8.60	.339	27.4	1.079	3	10	860.1-0860-027A0-GM	★		★	☆	★	10.0	.394	89	3.504	87.4	3.442	47	1.850	1.6	.062
8.60	.339	44.6	1.756	5	10	860.1-0860-044A0-GM	★		★	☆	☆	10.0	.394	103	4.055	101.4	3.994	61	2.402	1.6	.062
8.70	.343	27.7	1.091	3	10	860.1-0870-027A0-GM	★		★	☆	★	10.0	.394	89	3.504	87.4	3.442	47	1.850	1.6	.062
8.70	.343	45.0	1.772	5	10	860.1-0870-044A0-GM	★		★	☆	☆	10.0	.394	103	4.055	101.4	3.993	61	2.402	1.6	.062
8.80	.346	28.0	1.102	3	10	860.1-0880-028A0-GM	★		★	☆	★	10.0	.394	89	3.504	87.4	3.441	47	1.850	1.6	.063
8.80	.346	44.9	1.768	5	10	860.1-0880-044A0-GM	★		★	☆	☆	10.0	.394	103	4.055	101.4	3.992	61	2.402	1.6	.063
9.00	.354	28.6	1.126	3	10	860.1-0900-028A0-GM	★		★	☆	★	10.0	.394	89	3.504	87.4	3.439	47	1.850	1.6	.064
9.00	.354	44.7	1.760	4	10	860.1-0900-044A0-GM	★		★	☆	☆	10.0	.394	103	4.055	101.4	3.991	61	2.402	1.6	.064
9.30	.366	29.6	1.165	3	10	860.1-0930-029A0-GM	★		★	☆	★	10.0	.394	89	3.504	87.3	3.437	47	1.850	1.7	.067
9.50	.374	30.2	1.189	3	10	860.1-0950-030A0-GM	★		★	☆	★	10.0	.394	89	3.504	87.3	3.436	47	1.850	1.7	.068
9.50	.374	44.3	1.744	4	10	860.1-0950-044A0-GM	★		★	☆	☆	10.0	.394	103	4.055	101.3	3.987	61	2.402	1.7	.068
9.80	.386	30.0	1.181	3	10	860.1-0980-030A0-GM	★		★	☆	★	10.0	.394	89	3.504	87.2	3.434	47	1.850	1.8	.070
10.00	.394	29.9	1.177	2	10	860.1-1000-029A0-GM	★		★	☆	★	10.0	.394	89	3.504	87.2	3.432	47	1.850	1.8	.072
10.00	.394	43.9	1.728	4	10	860.1-1000-043A0-GM	★		★	☆	☆	10.0	.394	103	4.055	101.2	3.983	61	2.402	1.8	.072
10.20	.402	32.5	1.280	3	12	860.1-1020-032A0-GM	★		★	☆	★	12.0	.472	102	4.016	100.1	3.943	55	2.165	1.9	.073
10.20	.402	52.9	2.083	5	12	860.1-1020-052A0-GM	★		★	☆	☆	12.0	.472	118	4.646	116.1	4.573	71	2.795	1.9	.073
10.30	.406	52.9	2.083	5	12	860.1-1030-052A0-GM	★		★	☆	☆	12.0	.472	118	4.646	116.1	4.572	71	2.795	1.9	.074
10.40	.409	33.1	1.303	3	12	860.1-1040-033A0-GM	★		★	☆	★	12.0	.472	102	4.016	100.1	3.941	55	2.165	1.9	.075
10.40	.409	52.8	2.079	5	12	860.1-1040-052A0-GM	★		★	☆	☆	12.0	.472	118	4.646	116.1	4.571	71	2.795	1.9	.075
10.50	.413	33.4	1.315	3	12	860.1-1050-033A0-GM	★		★	☆	★	12.0	.472	102	4.016	100.1	3.941	55	2.165	1.9	.075
10.50	.413	52.7	2.075	5	12	860.1-1050-052A0-GM	★		★	☆	☆	12.0	.472	118	4.646	116.1	4.570	71	2.795	1.9	.075
10.80	.425	52.5	2.067	4	12	860.1-1080-052A0-GM	★		★	☆	☆	12.0	.472	118	4.646	116.0	4.568	71	2.795	2.0	.077
11.00	.433	35.0	1.378	3	12	860.1-1100-035A0-GM	★		★	☆	★	12.0	.472	102	4.016	100.0	3.937	55	2.165	2.0	.079
11.00	.433	52.3	2.059	4	12	860.1-1100-052A0-GM	★		★	☆	☆	12.0	.472	118	4.646	116.0	4.567	71	2.795	2.0	.079
12.00	.472	35.6	1.402	2	12	860.1-1200-035A0-GM	★		★	☆	★	12.0	.472	102	4.016	99.8	3.930	55	2.165	2.2	.086
12.00	.472	51.6	2.032	4	12	860.1-1200-051A0-GM	★		★	☆	☆	12.0	.472	118	4.646	115.8	4.560	71	2.795	2.2	.086
12.50	.492	39.4	1.551	3	14	860.1-1250-039A0-GM	★		★	☆	★	14.0	.551	107	4.213	104.7	4.123	60	2.362	2.3	.090
12.60	.496	39.3	1.547	3	14	860.1-1260-039A0-GM	★		★	☆	★	14.0	.551	107	4.213	104.7	4.122	60	2.362	2.3	.090
13.00	.512	39.0	1.535	3	14	860.1-1300-038A0-GM	★		★	☆	★	14.0	.551	107	4.213	104.6	4.119	60	2.362	2.4	.093
14.00	.551	38.2	1.504	2	14	860.1-1400-038A0-GM	★		★	☆	★	14.0	.551	107	4.213	104.5	4.112	60	2.362	2.5	.100
14.00	.551	55.2	2.173	3	14	860.1-1400-055A0-GM	★		★	☆	☆	14.0	.551	124	4.882	121.5	4.782	77	3.032	2.5	.100

B76 E9 E28 E14

SANDVIK Coromant

SPA

Broca de metal duro integral CoroDrill® 860

Para múltiples materiales

Suministro de refrigerante interior

TCHA H9
SIG 140°



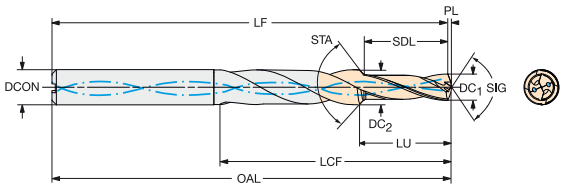

Broca bidiametral y con chaflán

											P	M	K	N	S	H	Dimensiones, mm, pulg.									
DC_1	DC_1"	DC_2	DC_2"	SDL	SDL"	STA	LU	LU"	CZC_{MS}	Código de pedido	X1BM	X1BM	X1BM	X1BM	X1BM	X1BM	$DCON_{MS}$	$DCON_{MS}$"	OAL	OAL"	LF	LF"	LCF	LCF"	PL	PL"
3.35	.132	4.50	.177	10.10	.398	90°	11.3	.445	6	860.2-0335-011A1-GM	★	☆	★	☆	☆	★	6.0	.236	66	2.598	61.4	2.417	19	.748	0.6	.024
3.40	.134	4.60	.181	10.20	.402	90°	11.4	.449	6	860.2-0340-011A1-GM	★	☆	★	☆	☆	★	6.0	.236	66	2.598	65.4	2.575	19	.748	0.6	.024
4.25	.167	5.70	.224	12.80	.504	90°	14.3	.563	6	860.2-0425-014A1-GM	★	☆	★	☆	☆	★	6.0	.236	66	2.598	65.3	2.571	23	.906	0.7	.028
4.30	.169	5.80	.228	13.00	.512	90°	14.5	.571	6	860.2-0430-014A1-GM	★	☆	★	☆	☆	★	6.0	.236	66	2.598	65.3	2.571	23	.906	0.7	.028
4.65	.183	5.90	.232	14.00	.551	90°	15.5	.610	6	860.2-0465-015A1-GM	★	★	★	☆	☆	★	6.0	.236	66	2.598	65.2	2.567	23	.906	0.8	.031
5.00	.197	6.80	.268	15.00	.591	90°	16.8	.661	8	860.2-0500-016A1-GM	★	☆	★	☆	☆	★	8.0	.315	79	3.110	78.2	3.079	28	1.102	0.8	.031
5.10	.201	6.90	.272	15.30	.602	90°	17.1	.673	8	860.2-0510-017A1-GM	★	☆	★	☆	☆	★	8.0	.315	79	3.110	78.1	3.075	28	1.102	0.9	.035
5.50	.217	7.40	.291	16.60	.654	90°	18.6	.732	8	860.2-0550-018A1-GM	★	☆	★	☆	☆	★	8.0	.315	79	3.110	78.1	3.075	28	1.102	0.9	.035
5.55	.219	7.50	.295	16.70	.657	90°	18.7	.736	8	860.2-0555-018A1-GM	★	☆	★	☆	☆	★	8.0	.315	79	3.110	78.1	3.075	28	1.102	0.9	.035
6.60	.260	8.90	.350	19.90	.783	90°	22.3	.878	10	860.2-0660-022A1-GM	★	☆	★	☆	☆	★	10.0	.394	89	3.504	87.9	3.461	37	1.457	1.1	.043
6.75	.266	9.10	.358	20.30	.799	90°	22.7	.894	10	860.2-0675-022A1-GM	★	☆	★	☆	☆	★	10.0	.394	89	3.504	87.8	3.457	37	1.457	1.2	.047
6.85	.270	9.20	.362	20.60	.811	90°	23.0	.906	10	860.2-0685-023A1-GM	★	☆	★	☆	☆	★	10.0	.394	89	3.504	87.8	3.457	37	1.457	1.2	.047
6.90	.272	9.30	.366	20.70	.815	90°	23.2	.913	10	860.2-0690-023A1-GM	★	☆	★	☆	☆	★	10.0	.394	89	3.504	87.8	3.457	37	1.457	1.2	.047
7.00	.276	9.50	.374	21.10	.831	90°	23.6	.929	10	860.2-0700-023A1-GM	★	☆	★	☆	☆	★	10.0	.394	89	3.504	87.8	3.457	37	1.457	1.2	.047
7.40	.291	9.80	.386	22.20	.874	90°	24.7	.972	10	860.2-0740-024A1-GM	★	☆	★	☆	☆	★	10.0	.394	89	3.504	87.7	3.453	37	1.457	1.3	.051
8.00	.315	10.80	.425	24.00	.945	90°	26.9	1.059	12	860.2-0800-026A1-GM	★	☆	★	☆	☆	★	12.0	.472	102	4.016	100.6	3.961	42	1.654	1.4	.055
8.50	.335	11.50	.453	25.50	1.004	90°	28.5	1.122	12	860.2-0850-028A1-GM	★	☆	★	☆	☆	★	12.0	.472	102	4.016	100.5	3.957	42	1.654	1.5	.059
8.60	.339	11.60	.457	25.80	1.016	90°	28.9	1.138	12	860.2-0860-028A1-GM	★	☆	★	☆	☆	★	12.0	.472	102	4.016	100.5	3.957	42	1.654	1.5	.059
8.70	.343	11.70	.461	26.10	1.028	90°	29.2	1.150	12	860.2-0870-029A1-GM	★	☆	★	☆	☆	★	12.0	.472	102	4.016	100.5	3.957	42	1.654	1.5	.059
9.00	.354	11.80	.465	27.00	1.063	90°	30.0	1.181	12	860.2-0900-030A1-GM	★	☆	★	☆	☆	★	12.0	.472	102	4.016	100.5	3.957	42	1.654	1.5	.059
10.25	.404	13.80	.543	30.80	1.213	90°	34.4	1.354	14	860.2-1025-034A1-GM	★	☆	★	☆	☆	★	14.0	.551	107	4.213	105.2	4.142	52	2.047	1.8	.071
10.30	.406	13.80	.543	31.00	1.220	90°	34.6	1.362	14	860.2-1030-034A1-GM	★	☆	★	☆	☆	★	14.0	.551	107	4.213	105.2	4.142	52	2.047	1.8	.071
10.40	.409	13.80	.543	31.20	1.228	90°	34.8	1.370	14	860.2-1040-034A1-GM	★	☆	★	☆	☆	★	14.0	.551	107	4.213	105.2	4.142	52	2.047	1.8	.071
10.50	.413	13.80	.543	31.60	1.244	90°	35.2	1.386	14	860.2-1050-035A1-GM	★	☆	★	☆	☆	★	14.0	.551	107	4.213	105.2	4.142	52	2.047	1.8	.071
12.00	.472	15.80	.622	36.00	1.417	90°	40.1	1.579	16	860.2-1200-040A1-GM	★	☆	★	☆	☆	★	16.0	.630	115	4.528	112.9	4.445	59	2.323	2.1	.083
14.00	.551	18.90	.744	42.10	1.657	90°	47.1	1.854	20	860.2-1400-047A1-GM	★	☆	★	☆	☆	★	20.0	.787	131	5.157	128.6	5.063	78	3.071	2.4	.094

B76 E9 E28 E14

CoroDrill® 860

Brocas de alto rendimiento, optimizadas para acero

O C

Aplicación

860-PM: materiales de acero de viruta corta y larga, como acero no aleado, acero de bajo contenido en carbono, acero de baja aleación, acero de alta aleación, acero fundido.

Área de aplicación ISO:

P

Características y ventajas

- Datos de corte optimizados
- Bajo coste por agujero
- Mayor fiabilidad del rendimiento
- Buena evacuación de la viruta
- Duración prolongada de la herramienta, formación controlada del desgaste
- Tolerancia de agujero consistente
- Puede reacondicionarse hasta 3 veces a su especificación original

www.sandvik.coromant.com/corodrill860

Recomendaciones

Se recomienda utilizar portapinzas hidráulicos de precisión.
Se recomienda utilizar refrigerante interior; la presión mínima recomendada es de 20 bar.

Para ver adaptadores portapinzas, consulte nuestro catálogo de herramientas rotativas.

E14

Broca de metal duro integral CoroDrill® 860

Para acero

Suministro de refrigerante interior

TCHA H8
SIG 147°

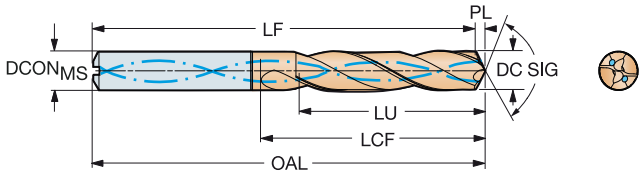

DC	DC"	LU	LU"	ULDR	CZC_{MS}	Código de pedido	4234	$DCON_{MS}$	$DCON_{MS}$"	OAL	OAL"	LF	LF"	LCF	LCF"	PL	PL"	BAR	PSI	BSG
							P	Dimensiones, mm, pulg.												
3.00	.118	9.5	.374	3	6	860.1-0300-016A1-PM	★	6.0	.236	62	2.441	61.5	2.421	20	.787	0.5	.020	20	290	DIN 6537 K
3.00	.118	15.5	.610	5	6	860.1-0300-021A1-PM	★	6.0	.236	66	2.598	65.5	2.579	28	1.102	0.5	.020	20	290	DIN 6537 L
3.00	.118	24.5	.965	8	6	860.1-0300-029A1-PM	★	6.0	.236	74	2.913	73.5	2.894	34	1.339	0.5	.020	20	290	COROMANT
3.10	.122	9.8	.386	3	6	860.1-0310-016A1-PM	★	6.0	.236	62	2.441	61.5	2.421	20	.787	0.5	.020	20	290	DIN 6537 K
3.10	.122	16.0	.630	5	6	860.1-0310-021A1-PM	★	6.0	.236	66	2.598	65.5	2.579	28	1.102	0.5	.020	20	290	DIN 6537 L
3.10	.122	25.3	.996	8	6	860.1-0310-029A1-PM	★	6.0	.236	74	2.913	73.5	2.894	34	1.339	0.5	.020	20	290	COROMANT
3.17	.125	10.0	.394	3	6	860.1-0317-016A1-PM	★	6.0	.236	62	2.441	61.5	2.421	20	.787	0.5	.020	20	290	DIN 6537 K
3.17	.125	16.4	.646	5	6	860.1-0317-021A1-PM	★	6.0	.236	66	2.598	65.5	2.579	28	1.102	0.5	.020	20	290	DIN 6537 L
3.17	.125	25.9	1.020	8	6	860.1-0317-029A1-PM	★	6.0	.236	74	2.913	73.5	2.894	34	1.339	0.5	.020	20	290	COROMANT
3.20	.126	10.1	.398	3	6	860.1-0320-016A1-PM	★	6.0	.236	62	2.441	61.5	2.421	20	.787	0.5	.020	20	290	DIN 6537 K
3.20	.126	16.5	.650	5	6	860.1-0320-021A1-PM	★	6.0	.236	66	2.598	65.5	2.579	28	1.102	0.5	.020	20	290	DIN 6537 L
3.20	.126	26.1	1.028	8	6	860.1-0320-029A1-PM	★	6.0	.236	74	2.913	73.5	2.894	34	1.339	0.5	.020	20	290	COROMANT
3.30	.130	10.5	.413	3	6	860.1-0330-016A1-PM	★	6.0	.236	62	2.441	61.4	2.417	20	.787	0.6	.024	20	290	DIN 6537 K
3.30	.130	17.1	.673	5	6	860.1-0330-021A1-PM	★	6.0	.236	66	2.598	65.4	2.575	28	1.102	0.6	.024	20	290	DIN 6537 L
3.30	.130	27.0	1.063	8	6	860.1-0330-029A1-PM	★	6.0	.236	74	2.913	73.4	2.890	35	1.378	0.6	.024	20	290	COROMANT
3.40	.134	10.8	.425	3	6	860.1-0340-016A1-PM	★	6.0	.236	62	2.441	61.4	2.417	20	.787	0.6	.024	20	290	DIN 6537 K
3.40	.134	17.6	.693	5	6	860.1-0340-021A1-PM	★	6.0	.236	66	2.598	65.4	2.575	28	1.102	0.6	.024	20	290	DIN 6537 L
3.40	.134	27.5	1.083	8	6	860.1-0340-029A1-PM	★	6.0	.236	74	2.913	73.4	2.890	35	1.378	0.6	.024	20	290	COROMANT
3.45	.136	27.4	1.079	7	6	860.1-0345-029A1-PM	★	6.0	.236	74	2.913	73.4	2.890	35	1.378	0.6	.024	20	290	COROMANT
3.50	.138	11.1	.437	3	6	860.1-0350-016A1-PM	★	6.0	.236	62	2.441	61.4	2.417	20	.787	0.6	.024	20	290	DIN 6537 K
3.50	.138	18.1	.713	5	6	860.1-0350-021A1-PM	★	6.0	.236	66	2.598	65.4	2.575	28	1.102	0.6	.024	20	290	DIN 6537 L
3.50	.138	27.3	1.075	7	6	860.1-0350-029A1-PM	★	6.0	.236	74	2.913	73.4	2.890	35	1.378	0.6	.024	20	290	COROMANT
3.55	.140	11.2	.441	3	6	860.1-0355-016A1-PM	★	6.0	.236	62	2.441	61.4	2.417	20	.787	0.6	.024	20	290	DIN 6537 K
3.57	.141	27.1	1.067	7	6	860.1-0357-029A1-PM	★	6.0	.236	74	2.913	73.4	2.890	35	1.378	0.6	.024	20	290	COROMANT
3.60	.142	27.1	1.067	7	6	860.1-0360-029A1-PM	★	6.0	.236	74	2.913	73.4	2.890	35	1.378	0.6	.024	20	290	COROMANT
3.70	.146	11.7	.461	3	6	860.1-0370-016A1-PM	★	6.0	.236	62	2.441	61.4	2.417	20	.787	0.6	.024	20	290	DIN 6537 K
3.70	.146	19.1	.752	5	6	860.1-0370-021A1-PM	★	6.0	.236	66	2.598	65.4	2.575	28	1.102	0.6	.024	20	290	DIN 6537 L
3.70	.146	27.9	1.098	7	6	860.1-0370-029A1-PM	★	6.0	.236	74	2.913	73.4	2.890	36	1.417	0.6	.024	20	290	COROMANT
3.80	.150	12.1	.476	3	6	860.1-0380-018A1-PM	★	6.0	.236	66	2.598	65.3	2.571	24	.945	0.7	.028	20	290	DIN 6537 K
3.80	.150	31.1	1.224	8	6	860.1-0380-037A1-PM	★	6.0	.236	85	3.346	84.3	3.319	44	1.732	0.7	.028	20	290	COROMANT
3.90	.154	20.2	.795	5	6	860.1-0390-027A1-PM	★	6.0	.236	74	2.913	73.3	2.886	36	1.417	0.7	.028	20	290	DIN 6537 L
3.90	.154	31.9	1.256	8	6	860.1-0390-037A1-PM	★	6.0	.236	85	3.346	84.3	3.319	44	1.732	0.7	.028	20	290	COROMANT
3.97	.156	32.4	1.276	8	6	860.1-0397-037A1-PM	★	6.0	.236	85	3.346	84.3	3.319	44	1.732	0.7	.028	20	290	COROMANT
4.00	.157	12.7	.500	3	6	860.1-0400-018A1-PM	★	6.0	.236	66	2.598	65.3	2.571	24	.945	0.7	.028	20	290	DIN 6537 K
4.00	.157	20.7	.815	5	6	860.1-0400-027A1-PM	★	6.0	.236	74	2.913	73.3	2.886	36	1.417	0.7	.028	20	290	DIN 6537 L
4.00	.157	32.7	1.287	8	6	860.1-0400-037A1-PM	★	6.0	.236	85	3.346	84.3	3.319	44	1.732	0.7	.028	20	290	COROMANT
4.10	.161	13.0	.512	3	6	860.1-0410-018A1-PM	★	6.0	.236	66	2.598	65.3	2.571	24	.945	0.7	.028	20	290	DIN 6537 K
4.10	.161	21.2	.835	5	6	860.1-0410-027A1-PM	★	6.0	.236	74	2.913	73.3	2.886	36	1.417	0.7	.028	20	290	DIN 6537 L
4.10	.161	33.5	1.319	8	6	860.1-0410-037A1-PM	★	6.0	.236	85	3.346	84.3	3.319	45	1.772	0.7	.028	20	290	COROMANT
4.20	.165	13.3	.524	3	6	860.1-0420-018A1-PM	★	6.0	.236	66	2.598	65.3	2.571	24	.945	0.7	.028	20	290	DIN 6537 K
4.20	.165	21.7	.854	5	6	860.1-0420-027A1-PM	★	6.0	.236	74	2.913	73.3	2.886	36	1.417	0.7	.028	20	290	DIN 6537 L
4.20	.165	34.3	1.350	8	6	860.1-0420-037A1-PM	★	6.0	.236	85	3.346	84.3	3.319	45	1.772	0.7	.028	20	290	COROMANT
4.30	.169	13.7	.539	3	6	860.1-0430-018A1-PM	★	6.0	.236	66	2.598	65.2	2.567	24	.945	0.8	.031	20	290	DIN 6537 K
4.30	.169	22.3	.878	5	6	860.1-0430-027A1-PM	★	6.0	.236	74	2.913	73.2	2.882	36	1.417	0.8	.031	20	290	DIN 6537 L
4.30	.169	35.2	1.386	8	6	860.1-0430-037A1-PM	★	6.0	.236	85	3.346	84.2	3.315	45	1.772	0.8	.031	20	290	COROMANT
4.40	.173	22.8	.898	5	6	860.1-0440-027A1-PM	★	6.0	.236	74	2.913	73.2	2.882	36	1.417	0.8	.031	20	290	DIN 6537 L
4.40	.173	36.0	1.417	8	6	860.1-0440-037A1-PM	★	6.0	.236	85	3.346	84.2	3.315	45	1.772	0.8	.031	20	290	COROMANT
4.50	.177	14.3	.563	3	6	860.1-0450-018A1-PM	★	6.0	.236	66	2.598	65.2	2.567	24	.945	0.8	.031	20	290	DIN 6537 K
4.50	.177	23.3	.917	5	6	860.1-0450-027A1-PM	★	6.0	.236	74	2.913	73.2	2.882	36	1.417	0.8	.031	20	290	DIN 6537 L
4.50	.177	36.8	1.449	8	6	860.1-0450-037A1-PM	★	6.0	.236	85	3.346	84.2	3.315	46	1.811	0.8	.031	20	290	COROMANT
4.55	.179	23.5	.925	5	6	860.1-0455-027A1-PM	★	6.0	.236	74	2.913	73.2	2.882	36	1.417	0.8	.031	20	290	DIN 6537 L

B76 E9 E28 E14

Broca de metal duro integral CoroDrill® 860

Para acero

Suministro de refrigerante interior

TCHA H8
SIG 147°



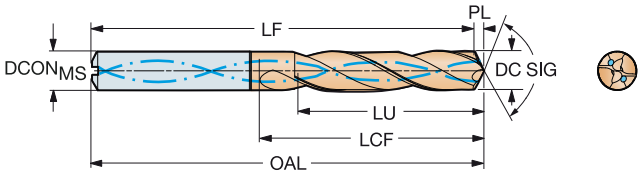

DC	DC"	LU	LU"	ULDR	CZC$_{MS}$	Código de pedido	P 4234	DCON$_{MS}$	DCON$_{MS}$"	OAL	OAL"	LF	LF"	LCF	LCF"	PL	PL"	BAR	PSI	BSG
								Dimensiones, mm, pulg.												
4.60	.181	14.6	.575	3	6	860.1-0460-018A1-PM	★	6.0	.236	66	2.598	65.2	2.567	24	.945	0.8	.031	20	290	DIN 6537 K
4.60	.181	23.8	.937	5	6	860.1-0460-027A1-PM	★	6.0	.236	74	2.913	73.2	2.882	36	1.417	0.8	.031	20	290	DIN 6537 L
4.60	.181	36.8	1.449	8	6	860.1-0460-037A1-PM	★	6.0	.236	85	3.346	84.2	3.315	46	1.811	0.8	.031	20	290	COROMANT
4.70	.185	36.6	1.441	7	6	860.1-0470-037A1-PM	★	6.0	.236	85	3.346	84.2	3.315	46	1.811	0.8	.031	20	290	COROMANT
4.76	.187	15.0	.591	3	6	860.1-0476-019A1-PM	★	6.0	.236	66	2.598	65.2	2.567	28	1.102	0.8	.031	20	290	DIN 6537 K
4.76	.187	36.5	1.437	7	6	860.1-0476-037A1-PM	★	6.0	.236	97	3.819	96.2	3.787	46	1.811	0.8	.031	20	290	COROMANT
4.76	.187	38.8	1.528	8	6	860.1-0476-047A1-PM	★	6.0	.236	97	3.819	96.2	3.787	56	2.205	0.8	.031	20	290	COROMANT
4.80	.189	15.2	.598	3	6	860.1-0480-019A1-PM	★	6.0	.236	72	2.835	65.2	2.567	28	1.102	0.8	.031	20	290	COROMANT
4.80	.189	24.8	.976	5	6	860.1-0480-037A1-PM	★	6.0	.236	87	3.425	81.2	3.197	44	1.732	0.8	.031	20	290	COROMANT
4.80	.189	39.2	1.543	8	6	860.1-0480-047A1-PM	★	6.0	.236	97	3.819	96.2	3.787	56	2.205	0.8	.031	20	290	COROMANT
4.90	.193	15.5	.610	3	6	860.1-0490-019A1-PM	★	6.0	.236	72	2.835	65.2	2.567	28	1.102	0.8	.031	20	290	COROMANT
4.90	.193	25.3	.996	5	6	860.1-0490-037A1-PM	★	6.0	.236	87	3.425	81.2	3.197	44	1.732	0.8	.031	20	290	COROMANT
4.90	.193	40.0	1.575	8	6	860.1-0490-047A1-PM	★	6.0	.236	97	3.819	96.2	3.787	56	2.205	0.8	.031	20	290	COROMANT
5.00	.197	15.8	.622	3	6	860.1-0500-019A1-PM	★	6.0	.236	72	2.835	65.2	2.567	28	1.102	0.8	.031	20	290	COROMANT
5.00	.197	25.8	1.016	5	6	860.1-0500-037A1-PM	★	6.0	.236	87	3.425	81.2	3.197	44	1.732	0.8	.031	20	290	COROMANT
5.00	.197	40.8	1.606	8	6	860.1-0500-047A1-PM	★	6.0	.236	97	3.819	96.2	3.787	57	2.244	0.8	.031	20	290	COROMANT
5.10	.201	16.1	.634	3	6	860.1-0510-019A1-PM	★	6.0	.236	72	2.835	65.2	2.567	28	1.102	0.8	.031	20	290	COROMANT
5.10	.201	26.3	1.035	5	6	860.1-0510-037A1-PM	★	6.0	.236	87	3.425	81.2	3.197	44	1.732	0.8	.031	20	290	COROMANT
5.10	.201	41.6	1.638	8	6	860.1-0510-047A1-PM	★	6.0	.236	97	3.819	96.2	3.787	57	2.244	0.8	.031	20	290	COROMANT
5.16	.203	26.6	1.047	5	6	860.1-0516-037A1-PM	★	6.0	.236	87	3.425	81.2	3.197	44	1.732	0.8	.031	20	290	COROMANT
5.16	.203	42.1	1.657	8	6	860.1-0516-047A1-PM	★	6.0	.236	97	3.819	96.2	3.787	57	2.244	0.8	.031	20	290	COROMANT
5.20	.205	16.4	.646	3	6	860.1-0520-019A1-PM	★	6.0	.236	72	2.835	65.2	2.567	28	1.102	0.8	.031	20	290	COROMANT
5.20	.205	26.8	1.055	5	6	860.1-0520-037A1-PM	★	6.0	.236	87	3.425	81.2	3.197	44	1.732	0.8	.031	20	290	COROMANT
5.20	.205	42.4	1.669	8	6	860.1-0520-047A1-PM	★	6.0	.236	97	3.819	96.2	3.787	57	2.244	0.8	.031	20	290	COROMANT
5.30	.209	16.7	.657	3	6	860.1-0530-019A1-PM	★	6.0	.236	72	2.835	65.2	2.567	28	1.102	0.8	.031	20	290	COROMANT
5.30	.209	27.3	1.075	5	6	860.1-0530-037A1-PM	★	6.0	.236	87	3.425	81.2	3.197	44	1.732	0.8	.031	20	290	COROMANT
5.40	.213	17.0	.669	3	6	860.1-0540-019A1-PM	★	6.0	.236	72	2.835	65.2	2.567	28	1.102	0.8	.031	20	290	COROMANT
5.40	.213	27.8	1.094	5	6	860.1-0540-037A1-PM	★	6.0	.236	87	3.425	81.2	3.197	44	1.732	0.8	.031	20	290	COROMANT
5.40	.213	44.0	1.732	8	6	860.1-0540-047A1-PM	★	6.0	.236	97	3.819	96.2	3.787	57	2.244	0.8	.031	20	290	COROMANT
5.50	.217	17.4	.685	3	6	860.1-0550-019A1-PM	★	6.0	.236	72	2.835	65.1	2.563	28	1.102	0.9	.035	20	290	COROMANT
5.50	.217	28.4	1.118	5	6	860.1-0550-037A1-PM	★	6.0	.236	87	3.425	81.1	3.193	44	1.732	0.9	.035	20	290	COROMANT
5.50	.217	44.9	1.768	8	6	860.1-0550-047A1-PM	★	6.0	.236	97	3.819	96.1	3.783	57	2.244	0.9	.035	20	290	COROMANT
5.56	.219	28.7	1.130	5	6	860.1-0555-037A1-PM	★	6.0	.236	87	3.425	81.1	3.193	44	1.732	0.9	.035	20	290	COROMANT
5.56	.219	17.5	.689	3	6	860.1-0556-019A1-PM	★	6.0	.236	72	2.835	65.1	2.563	28	1.102	0.9	.035	20	290	COROMANT
5.56	.219	28.7	1.130	5	6	860.1-0556-037A1-PM	★	6.0	.236	87	3.425	81.1	3.193	44	1.732	0.9	.035	20	290	COROMANT
5.56	.219	45.3	1.783	8	6	860.1-0556-047A1-PM	★	6.0	.236	97	3.819	96.1	3.783	58	2.283	0.9	.035	20	290	COROMANT
5.60	.220	17.7	.697	3	6	860.1-0560-019A1-PM	★	6.0	.236	72	2.835	65.1	2.563	28	1.102	0.9	.035	20	290	COROMANT
5.60	.220	28.9	1.138	5	6	860.1-0560-037A1-PM	★	6.0	.236	87	3.425	81.1	3.193	44	1.732	0.9	.035	20	290	COROMANT
5.60	.220	45.7	1.799	8	6	860.1-0560-047A1-PM	★	6.0	.236	97	3.819	96.1	3.783	58	2.283	0.9	.035	20	290	COROMANT
5.70	.224	29.4	1.157	5	6	860.1-0570-037A1-PM	★	6.0	.236	87	3.425	81.1	3.193	44	1.732	0.9	.035	20	290	COROMANT
5.70	.224	46.5	1.831	8	6	860.1-0570-047A1-PM	★	6.0	.236	97	3.819	96.1	3.783	58	2.283	0.9	.035	20	290	COROMANT
5.80	.228	17.6	.693	3	6	860.1-0580-019A1-PM	★	6.0	.236	72	2.835	65.1	2.563	28	1.102	0.9	.035	20	290	COROMANT
5.80	.228	29.9	1.177	5	6	860.1-0580-037A1-PM	★	6.0	.236	87	3.425	81.1	3.193	44	1.732	0.9	.035	20	290	COROMANT
5.80	.228	47.3	1.862	8	6	860.1-0580-047A1-PM	★	6.0	.236	97	3.819	96.1	3.783	58	2.283	0.9	.035	20	290	COROMANT
5.90	.232	17.4	.685	2	6	860.1-0590-019A1-PM	★	6.0	.236	72	2.835	65.1	2.563	28	1.102	0.9	.035	20	290	COROMANT
5.90	.232	30.4	1.197	5	6	860.1-0590-037A1-PM	★	6.0	.236	87	3.425	81.1	3.193	44	1.732	0.9	.035	20	290	COROMANT
5.90	.232	47.4	1.866	8	6	860.1-0590-047A1-PM	★	6.0	.236	97	3.819	96.1	3.783	58	2.283	0.9	.035	20	290	COROMANT
5.95	.234	17.3	.681	2	6	860.1-0595-019A1-PM	★	6.0	.236	72	2.835	65.1	2.563	28	1.102	0.9	.035	20	290	COROMANT
5.95	.234	30.7	1.209	5	6	860.1-0595-037A1-PM	★	6.0	.236	87	3.425	81.1	3.193	44	1.732	0.9	.035	20	290	COROMANT
6.00	.236	18.9	.744	3	6	860.1-0600-019A1-PM	★	6.0	.236	72	2.835	65.1	2.563	28	1.102	0.9	.035	20	290	COROMANT
6.00	.236	30.9	1.217	5	6	860.1-0600-037A1-PM	★	6.0	.236	87	3.425	81.1	3.193	44	1.732	0.9	.035	20	290	COROMANT
6.00	.236	48.9	1.925	8	6	860.1-0600-047A1-PM	★	6.0	.236	97	3.819	96.1	3.783	58	2.283	0.9	.035	20	290	COROMANT

B76 E9 E28 E14

SANDVIK Coromant

SPA

Broca de metal duro integral CoroDrill® 860

Para acero

Suministro de refrigerante interior

TCHA H8
SIG 147°

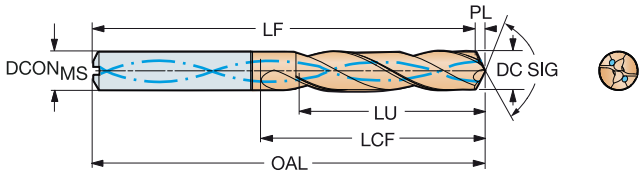

DC	DC"	LU	LU"	ULDR	CZC_{MS}	Código de pedido	P 4234	$DCON_{MS}$	$DCON_{MS}$"	OAL	OAL"	LF	LF"	LCF	LCF"	PL	PL"	BAR	PSI	BSG
								Dimensiones, mm, pulg.												
6.10	.240	19.3	.760	3	8	860.1-0610-024A1-PM	★	8.0	.315	79	3.110	78.0	3.071	34	1.339	1.0	.039	20	290	DIN 6537 K
6.10	.240	31.5	1.240	5	8	860.1-0610-040A1-PM	★	8.0	.315	91	3.583	90.0	3.543	53	2.087	1.0	.039	20	290	DIN 6537 L
6.10	.240	49.8	1.961	8	8	860.1-0610-055A1-PM	★	8.0	.315	106	4.173	105.0	4.134	66	2.598	1.0	.039	20	290	COROMANT
6.20	.244	19.6	.772	3	8	860.1-0620-024A1-PM	★	8.0	.315	79	3.110	78.0	3.071	34	1.339	1.0	.039	20	290	DIN 6537 K
6.20	.244	32.0	1.260	5	8	860.1-0620-040A1-PM	★	8.0	.315	91	3.583	90.0	3.543	53	2.087	1.0	.039	20	290	DIN 6537 L
6.20	.244	50.6	1.992	8	8	860.1-0620-055A1-PM	★	8.0	.315	106	4.173	105.0	4.134	67	2.638	1.0	.039	20	290	COROMANT
6.30	.248	19.9	.783	3	8	860.1-0630-024A1-PM	★	8.0	.315	79	3.110	78.0	3.071	34	1.339	1.0	.039	20	290	DIN 6537 K
6.30	.248	32.5	1.280	5	8	860.1-0630-040A1-PM	★	8.0	.315	91	3.583	90.0	3.543	53	2.087	1.0	.039	20	290	DIN 6537 L
6.30	.248	51.4	2.024	8	8	860.1-0630-055A1-PM	★	8.0	.315	106	4.173	105.0	4.134	67	2.638	1.0	.039	20	290	COROMANT
6.35	.250	20.1	.791	3	8	860.1-0635-024A1-PM	★	8.0	.315	79	3.110	78.0	3.071	34	1.339	1.0	.039	20	290	DIN 6537 K
6.35	.250	32.8	1.291	5	8	860.1-0635-040A1-PM	★	8.0	.315	91	3.583	90.0	3.543	53	2.087	1.0	.039	20	290	DIN 6537 L
6.35	.250	51.8	2.039	8	8	860.1-0635-055A1-PM	★	8.0	.315	106	4.173	105.0	4.134	67	2.638	1.0	.039	20	290	COROMANT
6.40	.252	20.2	.795	3	8	860.1-0640-024A1-PM	★	8.0	.315	79	3.110	78.0	3.071	34	1.339	1.0	.039	20	290	DIN 6537 K
6.40	.252	33.0	1.299	5	8	860.1-0640-040A1-PM	★	8.0	.315	91	3.583	90.0	3.543	53	2.087	1.0	.039	20	290	DIN 6537 L
6.40	.252	52.2	2.055	8	8	860.1-0640-055A1-PM	★	8.0	.315	106	4.173	105.0	4.134	67	2.638	1.0	.039	20	290	COROMANT
6.50	.256	20.6	.811	3	8	860.1-0650-024A1-PM	★	8.0	.315	79	3.110	77.9	3.067	34	1.339	1.1	.043	20	290	DIN 6537 K
6.50	.256	33.6	1.323	5	8	860.1-0650-040A1-PM	★	8.0	.315	91	3.583	89.9	3.539	53	2.087	1.1	.043	20	290	DIN 6537 L
6.50	.256	53.1	2.091	8	8	860.1-0650-055A1-PM	★	8.0	.315	106	4.173	104.9	4.130	67	2.638	1.1	.043	20	290	COROMANT
6.60	.260	20.9	.823	3	8	860.1-0660-024A1-PM	★	8.0	.315	79	3.110	77.9	3.067	34	1.339	1.1	.043	20	290	DIN 6537 K
6.60	.260	34.1	1.343	5	8	860.1-0660-040A1-PM	★	8.0	.315	91	3.583	89.9	3.539	53	2.087	1.1	.043	20	290	DIN 6537 L
6.60	.260	53.9	2.122	8	8	860.1-0660-055A1-PM	★	8.0	.315	106	4.173	104.9	4.130	67	2.638	1.1	.043	20	290	COROMANT
6.70	.264	21.2	.835	3	8	860.1-0670-024A1-PM	★	8.0	.315	79	3.110	77.9	3.067	34	1.339	1.1	.043	20	290	DIN 6537 K
6.70	.264	34.6	1.362	5	8	860.1-0670-040A1-PM	★	8.0	.315	91	3.583	89.9	3.539	53	2.087	1.1	.043	20	290	DIN 6537 L
6.70	.264	54.7	2.154	8	8	860.1-0670-055A1-PM	★	8.0	.315	106	4.173	104.9	4.130	67	2.638	1.1	.043	20	290	COROMANT
6.75	.266	21.3	.839	3	8	860.1-0675-024A1-PM	★	8.0	.315	79	3.110	77.9	3.067	34	1.339	1.1	.043	20	290	DIN 6537 K
6.75	.266	34.8	1.370	5	8	860.1-0675-040A1-PM	★	8.0	.315	91	3.583	89.9	3.539	53	2.087	1.1	.043	20	290	DIN 6537 L
6.75	.266	55.1	2.169	8	8	860.1-0675-055A1-PM	★	8.0	.315	106	4.173	104.9	4.130	67	2.638	1.1	.043	20	290	COROMANT
6.80	.268	21.5	.846	3	8	860.1-0680-024A1-PM	★	8.0	.315	79	3.110	77.9	3.067	34	1.339	1.1	.043	20	290	DIN 6537 K
6.80	.268	35.1	1.382	5	8	860.1-0680-040A1-PM	★	8.0	.315	91	3.583	89.9	3.539	53	2.087	1.1	.043	20	290	DIN 6537 L
6.80	.268	55.5	2.185	8	8	860.1-0680-055A1-PM	★	8.0	.315	106	4.173	104.9	4.130	67	2.638	1.1	.043	20	290	COROMANT
6.90	.272	21.8	.858	3	8	860.1-0690-024A1-PM	★	8.0	.315	79	3.110	77.9	3.067	34	1.339	1.1	.043	20	290	DIN 6537 K
6.90	.272	35.6	1.402	5	8	860.1-0690-040A1-PM	★	8.0	.315	91	3.583	89.9	3.539	53	2.087	1.1	.043	20	290	DIN 6537 L
6.90	.272	56.3	2.217	8	8	860.1-0690-055A1-PM	★	8.0	.315	106	4.173	104.9	4.130	68	2.677	1.1	.043	20	290	COROMANT
7.00	.276	22.1	.870	3	8	860.1-0700-024A1-PM	★	8.0	.315	79	3.110	77.9	3.067	34	1.339	1.1	.043	20	290	DIN 6537 K
7.00	.276	36.1	1.421	5	8	860.1-0700-040A1-PM	★	8.0	.315	91	3.583	89.9	3.539	53	2.087	1.1	.043	20	290	DIN 6537 L
7.00	.276	57.1	2.248	8	8	860.1-0700-055A1-PM	★	8.0	.315	106	4.173	104.9	4.130	68	2.677	1.1	.043	20	290	COROMANT
7.10	.280	22.4	.882	3	8	860.1-0710-028A1-PM	★	8.0	.315	79	3.110	77.9	3.067	41	1.614	1.1	.043	20	290	DIN 6537 K
7.10	.280	36.6	1.441	5	8	860.1-0710-040A1-PM	★	8.0	.315	91	3.583	89.9	3.539	53	2.087	1.1	.043	20	290	DIN 6537 L
7.14	.281	22.6	.890	3	8	860.1-0714-028A1-PM	★	8.0	.315	79	3.110	77.8	3.063	41	1.614	1.2	.047	20	290	DIN 6537 K
7.14	.281	36.9	1.453	5	8	860.1-0714-040A1-PM	★	8.0	.315	91	3.583	89.8	3.535	53	2.087	1.2	.047	20	290	DIN 6537 L
7.14	.281	58.3	2.295	8	8	860.1-0714-064A1-PM	★	8.0	.315	116	4.567	114.8	4.520	77	3.032	1.2	.047	20	290	COROMANT
7.20	.283	22.8	.898	3	8	860.1-0720-028A1-PM	★	8.0	.315	79	3.110	77.8	3.063	41	1.614	1.2	.047	20	290	DIN 6537 K
7.20	.283	37.2	1.465	5	8	860.1-0720-040A1-PM	★	8.0	.315	91	3.583	89.8	3.535	53	2.087	1.2	.047	20	290	DIN 6537 L
7.30	.287	37.7	1.484	5	8	860.1-0730-040A1-PM	★	8.0	.315	91	3.583	89.8	3.535	53	2.087	1.2	.047	20	290	DIN 6537 L
7.30	.287	59.6	2.346	8	8	860.1-0730-064A1-PM	★	8.0	.315	116	4.567	114.8	4.520	77	3.032	1.2	.047	20	290	COROMANT
7.40	.291	23.4	.921	3	8	860.1-0740-028A1-PM	★	8.0	.315	79	3.110	77.8	3.063	41	1.614	1.2	.047	20	290	DIN 6537 K
7.40	.291	38.2	1.504	5	8	860.1-0740-040A1-PM	★	8.0	.315	91	3.583	89.8	3.535	53	2.087	1.2	.047	20	290	DIN 6537 L
7.40	.291	60.4	2.378	8	8	860.1-0740-064A1-PM	★	8.0	.315	116	4.567	114.8	4.520	77	3.032	1.2	.047	20	290	COROMANT
7.50	.295	23.7	.933	3	8	860.1-0750-028A1-PM	★	8.0	.315	79	3.110	77.8	3.063	41	1.614	1.2	.047	20	290	DIN 6537 K
7.50	.295	38.7	1.524	5	8	860.1-0750-040A1-PM	★	8.0	.315	91	3.583	89.8	3.535	53	2.087	1.2	.047	20	290	DIN 6537 L
7.50	.295	61.2	2.409	8	8	860.1-0750-064A1-PM	★	8.0	.315	116	4.567	114.8	4.520	77	3.032	1.2	.047	20	290	COROMANT
7.54	.297	38.9	1.532	5	8	860.1-0754-040A1-PM	★	8.0	.315	91	3.583	89.8	3.535	53	2.087	1.2	.047	20	290	DIN 6537 L

B76 E9 E28 E14

Broca de metal duro integral CoroDrill® 860

Para acero

Suministro de refrigerante interior

TCHA H8
SIG 147°



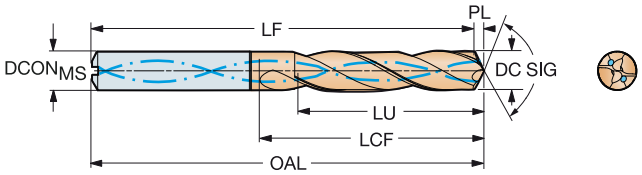

DC	DC"	LU	LU"	ULDR	CZC$_{MS}$	Código de pedido	P 4234	DCON$_{MS}$	DCON$_{MS}$"	OAL	OAL"	LF	LF"	LCF	LCF"	PL	PL"	BAR	PSI	BSG
								Dimensiones, mm, pulg.												
7.60	.299	24.0	.945	3	8	860.1-0760-028A1-PM	★	8.0	.315	79	3.110	77.8	3.063	41	1.614	1.2	.047	20	290	DIN 6537 K
7.60	.299	62.0	2.441	8	8	860.1-0760-064A1-PM	★	8.0	.315	116	4.567	114.8	4.520	77	3.032	1.2	.047	20	290	COROMANT
7.70	.303	24.3	.957	3	8	860.1-0770-028A1-PM	★	8.0	.315	79	3.110	77.8	3.063	41	1.614	1.2	.047	20	290	DIN 6537 K
7.70	.303	39.7	1.563	5	8	860.1-0770-040A1-PM	★	8.0	.315	91	3.583	89.8	3.535	53	2.087	1.2	.047	20	290	DIN 6537 L
7.70	.303	62.8	2.472	8	8	860.1-0770-064A1-PM	★	8.0	.315	116	4.567	114.8	4.520	78	3.071	1.2	.047	20	290	COROMANT
7.80	.307	24.7	.972	3	8	860.1-0780-028A1-PM	★	8.0	.315	79	3.110	77.7	3.059	41	1.614	1.3	.051	20	290	DIN 6537 K
7.80	.307	40.3	1.587	5	8	860.1-0780-040A1-PM	★	8.0	.315	91	3.583	89.7	3.532	53	2.087	1.3	.051	20	290	DIN 6537 L
7.80	.307	63.7	2.508	8	8	860.1-0780-064A1-PM	★	8.0	.315	116	4.567	114.7	4.516	78	3.071	1.3	.051	20	290	COROMANT
7.90	.311	25.0	.984	3	8	860.1-0790-028A1-PM	★	8.0	.315	79	3.110	77.7	3.059	41	1.614	1.3	.051	20	290	DIN 6537 K
7.90	.311	40.8	1.606	5	8	860.1-0790-040A1-PM	★	8.0	.315	91	3.583	89.7	3.532	53	2.087	1.3	.051	20	290	DIN 6537 L
7.94	.313	25.1	.988	3	8	860.1-0794-028A1-PM	★	8.0	.315	79	3.110	77.7	3.059	41	1.614	1.3	.051	20	290	DIN 6537 K
7.94	.313	41.0	1.614	5	8	860.1-0794-040A1-PM	★	8.0	.315	91	3.583	89.7	3.532	53	2.087	1.3	.051	20	290	DIN 6537 L
7.94	.313	64.8	2.551	8	8	860.1-0794-064A1-PM	★	8.0	.315	116	4.567	114.7	4.516	78	3.071	1.3	.051	20	290	COROMANT
8.00	.315	25.3	.996	3	8	860.1-0800-028A1-PM	★	8.0	.315	79	3.110	77.7	3.059	41	1.614	1.3	.051	20	290	DIN 6537 K
8.00	.315	41.3	1.626	5	8	860.1-0800-040A1-PM	★	8.0	.315	91	3.583	89.7	3.532	53	2.087	1.3	.051	20	290	DIN 6537 L
8.00	.315	65.3	2.571	8	8	860.1-0800-064A1-PM	★	8.0	.315	116	4.567	114.7	4.516	78	3.071	1.3	.051	20	290	COROMANT
8.10	.319	25.6	1.008	3	10	860.1-0810-031A1-PM	★	10.0	.394	89	3.504	87.7	3.453	47	1.850	1.3	.051	20	290	DIN 6537 K
8.10	.319	41.8	1.646	5	10	860.1-0810-045A1-PM	★	10.0	.394	103	4.055	101.7	4.004	61	2.402	1.3	.051	20	290	DIN 6537 L
8.10	.319	66.1	2.602	8	10	860.1-0810-080A1-PM	★	10.0	.394	139	5.472	137.7	5.421	94	3.701	1.3	.051	20	290	COROMANT
8.15	.321	42.1	1.657	5	10	860.1-0815-045A1-PM	★	10.0	.394	103	4.055	101.7	4.004	61	2.402	1.3	.051	20	290	DIN 6537 L
8.20	.323	25.9	1.020	3	10	860.1-0820-031A1-PM	★	10.0	.394	89	3.504	87.7	3.453	47	1.850	1.3	.051	20	290	DIN 6537 K
8.20	.323	42.3	1.665	5	10	860.1-0820-045A1-PM	★	10.0	.394	103	4.055	101.7	4.004	61	2.402	1.3	.051	20	290	DIN 6537 L
8.20	.323	66.9	2.634	8	10	860.1-0820-080A1-PM	★	10.0	.394	139	5.472	137.7	5.421	94	3.701	1.3	.051	20	290	COROMANT
8.30	.327	26.3	1.035	3	10	860.1-0830-031A1-PM	★	10.0	.394	89	3.504	87.6	3.449	47	1.850	1.4	.055	20	290	DIN 6537 K
8.30	.327	42.9	1.689	5	10	860.1-0830-045A1-PM	★	10.0	.394	103	4.055	101.6	4.000	61	2.402	1.4	.055	20	290	DIN 6537 L
8.30	.327	67.8	2.669	8	10	860.1-0830-080A1-PM	★	10.0	.394	139	5.472	137.6	5.417	94	3.701	1.4	.055	20	290	COROMANT
8.33	.328	43.0	1.693	5	10	860.1-0833-045A1-PM	★	10.0	.394	103	4.055	101.6	4.000	61	2.402	1.4	.055	20	290	DIN 6537 L
8.40	.331	26.6	1.047	3	10	860.1-0840-031A1-PM	★	10.0	.394	89	3.504	87.6	3.449	47	1.850	1.4	.055	20	290	DIN 6537 K
8.40	.331	43.4	1.709	5	10	860.1-0840-045A1-PM	★	10.0	.394	103	4.055	101.6	4.000	61	2.402	1.4	.055	20	290	DIN 6537 L
8.40	.331	68.6	2.701	8	10	860.1-0840-080A1-PM	★	10.0	.394	139	5.472	137.6	5.417	94	3.701	1.4	.055	20	290	COROMANT
8.50	.335	26.9	1.059	3	10	860.1-0850-031A1-PM	★	10.0	.394	89	3.504	87.6	3.449	47	1.850	1.4	.055	20	290	DIN 6537 K
8.50	.335	43.9	1.728	5	10	860.1-0850-045A1-PM	★	10.0	.394	103	4.055	101.6	4.000	61	2.402	1.4	.055	20	290	DIN 6537 L
8.50	.335	69.4	2.732	8	10	860.1-0850-080A1-PM	★	10.0	.394	139	5.472	137.6	5.417	95	3.740	1.4	.055	20	290	COROMANT
8.60	.339	27.2	1.071	3	10	860.1-0860-031A1-PM	★	10.0	.394	89	3.504	87.6	3.449	47	1.850	1.4	.055	20	290	DIN 6537 K
8.60	.339	44.4	1.748	5	10	860.1-0860-045A1-PM	★	10.0	.394	103	4.055	101.6	4.000	61	2.402	1.4	.055	20	290	DIN 6537 L
8.60	.339	70.2	2.764	8	10	860.1-0860-080A1-PM	★	10.0	.394	139	5.472	137.6	5.417	95	3.740	1.4	.055	20	290	COROMANT
8.70	.343	27.5	1.083	3	10	860.1-0870-031A1-PM	★	10.0	.394	89	3.504	87.6	3.449	47	1.850	1.4	.055	20	290	DIN 6537 K
8.70	.343	44.9	1.768	5	10	860.1-0870-045A1-PM	★	10.0	.394	103	4.055	101.6	4.000	61	2.402	1.4	.055	20	290	DIN 6537 L
8.70	.343	71.0	2.795	8	10	860.1-0870-080A1-PM	★	10.0	.394	139	5.472	137.6	5.417	95	3.740	1.4	.055	20	290	COROMANT
8.73	.344	27.6	1.087	3	10	860.1-0873-031A1-PM	★	10.0	.394	89	3.504	87.6	3.449	47	1.850	1.4	.055	20	290	DIN 6537 K
8.73	.344	45.1	1.776	5	10	860.1-0873-045A1-PM	★	10.0	.394	103	4.055	101.6	4.000	61	2.402	1.4	.055	20	290	DIN 6537 L
8.73	.344	71.3	2.807	8	10	860.1-0873-080A1-PM	★	10.0	.394	139	5.472	137.6	5.417	95	3.740	1.4	.055	20	290	COROMANT
8.80	.346	27.8	1.094	3	10	860.1-0880-031A1-PM	★	10.0	.394	89	3.504	87.6	3.449	47	1.850	1.4	.055	20	290	DIN 6537 K
8.80	.346	45.4	1.787	5	10	860.1-0880-045A1-PM	★	10.0	.394	103	4.055	101.6	4.000	61	2.402	1.4	.055	20	290	DIN 6537 L
8.80	.346	71.8	2.827	8	10	860.1-0880-080A1-PM	★	10.0	.394	139	5.472	137.6	5.417	95	3.740	1.4	.055	20	290	COROMANT
8.90	.350	45.9	1.807	5	10	860.1-0890-045A1-PM	★	10.0	.394	103	4.055	101.6	4.000	61	2.402	1.4	.055	20	290	DIN 6537 L
9.00	.354	28.5	1.122	3	10	860.1-0900-031A1-PM	★	10.0	.394	89	3.504	87.5	3.445	47	1.850	1.5	.059	20	290	DIN 6537 K
9.00	.354	46.5	1.831	5	10	860.1-0900-045A1-PM	★	10.0	.394	103	4.055	101.5	3.996	61	2.402	1.5	.059	20	290	DIN 6537 L
9.00	.354	73.5	2.894	8	10	860.1-0900-080A1-PM	★	10.0	.394	139	5.472	137.5	5.413	95	3.740	1.5	.059	20	290	COROMANT
9.10	.358	28.8	1.134	3	10	860.1-0910-031A1-PM	★	10.0	.394	89	3.504	87.5	3.445	47	1.850	1.5	.059	20	290	DIN 6537 K
9.10	.358	47.0	1.850	5	10	860.1-0910-045A1-PM	★	10.0	.394	103	4.055	101.5	3.996	61	2.402	1.5	.059	20	290	DIN 6537 L
9.10	.358	74.3	2.925	8	10	860.1-0910-080A1-PM	★	10.0	.394	139	5.472	137.5	5.413	95	3.740	1.5	.059	20	290	COROMANT

B76 E9 E28 E14

Broca de metal duro integral CoroDrill® 860

Para acero

Suministro de refrigerante interior

TCHA H8
SIG 147°

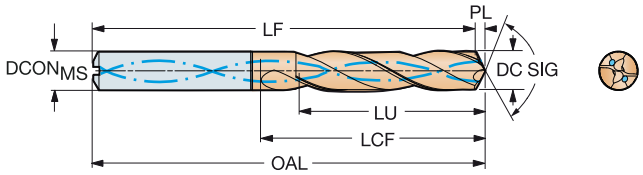

								P	Dimensiones, mm, pulg.														
DC	DC"	LU	LU"	ULDR	CZC_{MS}	Código de pedido		4234	$DCON_{MS}$	$DCON_{MS}$"	OAL	OAL"	LF	LF"	LCF	LCF"	PL	PL"	BAR	PSI	BSG
9.20	.362	29.1	1.146	3	10	860.1-0920-031A1-PM	★		10.0	.394	89	3.504	87.5	3.445	47	1.850	1.5	.059	20	290	DIN 6537 K
9.20	.362	47.5	1.870	5	10	860.1-0920-045A1-PM	★		10.0	.394	103	4.055	101.5	3.996	61	2.402	1.5	.059	20	290	DIN 6537 L
9.20	.362	75.1	2.957	8	10	860.1-0920-080A1-PM	★		10.0	.394	139	5.472	137.5	5.413	95	3.740	1.5	.059	20	290	COROMANT
9.30	.366	29.4	1.157	3	10	860.1-0930-031A1-PM	★		10.0	.394	89	3.504	87.5	3.445	47	1.850	1.5	.059	20	290	DIN 6537 K
9.30	.366	48.0	1.890	5	10	860.1-0930-045A1-PM	★		10.0	.394	103	4.055	101.5	3.996	61	2.402	1.5	.059	20	290	DIN 6537 L
9.30	.366	75.9	2.988	8	10	860.1-0930-080A1-PM	★		10.0	.394	139	5.472	137.5	5.413	95	3.740	1.5	.059	20	290	COROMANT
9.40	.370	29.7	1.169	3	10	860.1-0940-031A1-PM	★		10.0	.394	89	3.504	87.5	3.445	47	1.850	1.5	.059	20	290	DIN 6537 K
9.40	.370	48.5	1.909	5	10	860.1-0940-045A1-PM	★		10.0	.394	103	4.055	101.5	3.996	61	2.402	1.5	.059	20	290	DIN 6537 L
9.40	.370	76.7	3.020	8	10	860.1-0940-080A1-PM	★		10.0	.394	139	5.472	137.5	5.413	96	3.780	1.5	.059	20	290	COROMANT
9.50	.374	30.0	1.181	3	10	860.1-0950-031A1-PM	★		10.0	.394	89	3.504	87.5	3.445	47	1.850	1.5	.059	20	290	DIN 6537 K
9.50	.374	48.7	1.917	5	10	860.1-0950-045A1-PM	★		10.0	.394	103	4.055	101.5	3.996	61	2.402	1.5	.059	20	290	DIN 6537 L
9.50	.374	77.5	3.051	8	10	860.1-0950-080A1-PM	★		10.0	.394	139	5.472	137.5	5.413	96	3.780	1.5	.059	20	290	COROMANT
9.52	.375	30.1	1.185	3	10	860.1-0952-031A1-PM	★		10.0	.394	89	3.504	87.5	3.445	47	1.850	1.5	.059	20	290	DIN 6537 K
9.52	.375	48.6	1.913	5	10	860.1-0952-045A1-PM	★		10.0	.394	103	4.055	101.5	3.996	61	2.402	1.5	.059	20	290	DIN 6537 L
9.52	.375	77.7	3.059	8	10	860.1-0952-080A1-PM	★		10.0	.394	139	5.472	137.5	5.413	96	3.780	1.5	.059	20	290	COROMANT
9.55	.376	48.6	1.913	5	10	860.1-0955-045A1-PM	★		10.0	.394	103	4.055	101.5	3.996	61	2.402	1.5	.059	20	290	DIN 6537 L
9.60	.378	30.3	1.193	3	10	860.1-0960-031A1-PM	★		10.0	.394	89	3.504	87.5	3.445	47	1.850	1.5	.059	20	290	DIN 6537 K
9.60	.378	48.5	1.909	5	10	860.1-0960-045A1-PM	★		10.0	.394	103	4.055	101.5	3.996	61	2.402	1.5	.059	20	290	DIN 6537 L
9.60	.378	78.3	3.083	8	10	860.1-0960-080A1-PM	★		10.0	.394	139	5.472	137.5	5.413	96	3.780	1.5	.059	20	290	COROMANT
9.70	.382	30.7	1.209	3	10	860.1-0970-031A1-PM	★		10.0	.394	89	3.504	87.4	3.441	47	1.850	1.6	.063	20	290	DIN 6537 K
9.70	.382	79.2	3.118	8	10	860.1-0970-080A1-PM	★		10.0	.394	139	5.472	137.4	5.409	96	3.780	1.6	.063	20	290	COROMANT
9.80	.386	31.0	1.220	3	10	860.1-0980-031A1-PM	★		10.0	.394	89	3.504	87.4	3.441	47	1.850	1.6	.063	20	290	DIN 6537 K
9.80	.386	48.3	1.902	4	10	860.1-0980-045A1-PM	★		10.0	.394	103	4.055	101.4	3.992	61	2.402	1.6	.063	20	290	DIN 6537 L
9.80	.386	80.0	3.150	8	10	860.1-0980-080A1-PM	★		10.0	.394	139	5.472	137.4	5.409	96	3.780	1.6	.063	20	290	COROMANT
9.90	.390	31.3	1.232	3	10	860.1-0990-031A1-PM	★		10.0	.394	89	3.504	87.4	3.441	47	1.850	1.6	.063	20	290	DIN 6537 K
9.90	.390	48.1	1.894	4	10	860.1-0990-045A1-PM	★		10.0	.394	103	4.055	101.4	3.992	61	2.402	1.6	.063	20	290	DIN 6537 L
9.90	.390	80.8	3.181	8	10	860.1-0990-080A1-PM	★		10.0	.394	139	5.472	137.4	5.409	96	3.780	1.6	.063	20	290	COROMANT
9.92	.391	81.0	3.189	8	10	860.1-0992-080A1-PM	★		10.0	.394	139	5.472	137.4	5.409	96	3.780	1.6	.063	20	290	COROMANT
10.00	.394	31.6	1.244	3	10	860.1-1000-031A1-PM	★		10.0	.394	89	3.504	87.4	3.441	47	1.850	1.6	.063	20	290	DIN 6537 K
10.00	.394	48.0	1.890	4	10	860.1-1000-045A1-PM	★		10.0	.394	103	4.055	101.4	3.992	61	2.402	1.6	.063	20	290	DIN 6537 L
10.00	.394	81.6	3.213	8	10	860.1-1000-080A1-PM	★		10.0	.394	139	5.472	137.4	5.409	96	3.780	1.6	.063	20	290	COROMANT
10.10	.398	31.9	1.256	3	12	860.1-1010-037A1-PM	★		12.0	.472	102	4.016	100.4	3.953	55	2.165	1.6	.063	20	290	DIN 6537 K
10.10	.398	52.1	2.051	5	12	860.1-1010-053A1-PM	★		12.0	.472	118	4.646	116.4	4.583	71	2.795	1.6	.063	20	290	DIN 6537 L
10.10	.398	82.4	3.244	8	12	860.1-1010-098A1-PM	★		12.0	.472	163	6.417	161.4	6.354	114	4.488	1.6	.063	20	290	COROMANT
10.20	.402	32.3	1.272	3	12	860.1-1020-037A1-PM	★		12.0	.472	102	4.016	100.3	3.949	55	2.165	1.7	.067	20	290	DIN 6537 K
10.20	.402	52.7	2.075	5	12	860.1-1020-053A1-PM	★		12.0	.472	118	4.646	116.3	4.579	71	2.795	1.7	.067	20	290	DIN 6537 L
10.20	.402	83.3	3.280	8	12	860.1-1020-098A1-PM	★		12.0	.472	163	6.417	161.3	6.350	114	4.488	1.7	.067	20	290	COROMANT
10.30	.406	32.6	1.283	3	12	860.1-1030-037A1-PM	★		12.0	.472	102	4.016	100.3	3.949	55	2.165	1.7	.067	20	290	DIN 6537 K
10.30	.406	53.2	2.094	5	12	860.1-1030-053A1-PM	★		12.0	.472	118	4.646	116.3	4.579	71	2.795	1.7	.067	20	290	DIN 6537 L
10.30	.406	84.1	3.311	8	12	860.1-1030-098A1-PM	★		12.0	.472	163	6.417	161.3	6.350	114	4.488	1.7	.067	20	290	COROMANT
10.32	.406	32.6	1.283	3	12	860.1-1032-037A1-PM	★		12.0	.472	102	4.016	100.3	3.949	55	2.165	1.7	.067	20	290	DIN 6537 K
10.32	.406	53.3	2.098	5	12	860.1-1032-053A1-PM	★		12.0	.472	118	4.646	116.3	4.579	71	2.795	1.7	.067	20	290	DIN 6537 L
10.40	.409	32.9	1.295	3	12	860.1-1040-037A1-PM	★		12.0	.472	102	4.016	100.3	3.949	55	2.165	1.7	.067	20	290	DIN 6537 K
10.40	.409	53.7	2.114	5	12	860.1-1040-053A1-PM	★		12.0	.472	118	4.646	116.3	4.579	71	2.795	1.7	.067	20	290	DIN 6537 L
10.40	.409	84.9	3.343	8	12	860.1-1040-098A1-PM	★		12.0	.472	163	6.417	161.3	6.350	115	4.528	1.7	.067	20	290	COROMANT
10.50	.413	33.2	1.307	3	12	860.1-1050-037A1-PM	★		12.0	.472	102	4.016	100.3	3.949	55	2.165	1.7	.067	20	290	DIN 6537 K
10.50	.413	54.2	2.134	5	12	860.1-1050-053A1-PM	★		12.0	.472	118	4.646	116.3	4.579	71	2.795	1.7	.067	20	290	DIN 6537 L
10.50	.413	85.7	3.374	8	12	860.1-1050-098A1-PM	★		12.0	.472	163	6.417	161.3	6.350	115	4.528	1.7	.067	20	290	COROMANT
10.60	.417	54.7	2.154	5	12	860.1-1060-053A1-PM	★		12.0	.472	118	4.646	116.3	4.579	71	2.795	1.7	.067	20	290	DIN 6537 L
10.70	.421	33.8	1.331	3	12	860.1-1070-037A1-PM	★		12.0	.472	102	4.016	100.3	3.949	55	2.165	1.7	.067	20	290	DIN 6537 K
10.70	.421	55.2	2.173	5	12	860.1-1070-053A1-PM	★		12.0	.472	118	4.646	116.3	4.579	71	2.795	1.7	.067	20	290	DIN 6537 L
10.71	.422	55.3	2.177	5	12	860.1-1071-053A1-PM	★		12.0	.472	118	4.646	116.3	4.579	71	2.795	1.7	.067	20	290	DIN 6537 L

B76 E9 E28 E14

Broca de metal duro integral CoroDrill® 860

Para acero

Suministro de refrigerante interior



TCHA H8
SIG 147°

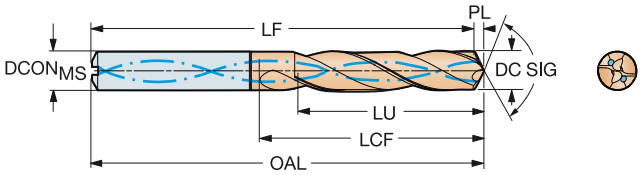

DC	DC"	LU	LU"	ULDR	CZC$_{MS}$	Código de pedido	P 4234	DCON$_{MS}$	DCON$_{MS}$"	OAL	OAL"	LF	LF"	LCF	LCF"	PL	PL"	BAR	PSI	BSG
								Dimensiones, mm, pulg.												
10.80	.425	34.2	1.346	3	12	860.1-1080-037A1-PM	★	12.0	.472	102	4.016	100.2	3.945	55	2.165	1.8	.071	20	290	DIN 6537 K
10.80	.425	55.8	2.197	5	12	860.1-1080-053A1-PM	★	12.0	.472	118	4.646	116.2	4.575	71	2.795	1.8	.071	20	290	DIN 6537 L
10.80	.425	88.2	3.472	8	12	860.1-1080-098A1-PM	★	12.0	.472	163	6.417	161.2	6.346	115	4.528	1.8	.071	20	290	COROMANT
10.90	.429	56.3	2.217	5	12	860.1-1090-053A1-PM	★	12.0	.472	118	4.646	116.2	4.575	71	2.795	1.8	.071	20	290	DIN 6537 L
11.00	.433	34.8	1.370	3	12	860.1-1100-037A1-PM	★	12.0	.472	102	4.016	100.2	3.945	55	2.165	1.8	.071	20	290	DIN 6537 K
11.00	.433	56.8	2.236	5	12	860.1-1100-053A1-PM	★	12.0	.472	118	4.646	116.2	4.575	71	2.795	1.8	.071	20	290	DIN 6537 L
11.00	.433	89.8	3.535	8	12	860.1-1100-098A1-PM	★	12.0	.472	163	6.417	161.2	6.346	115	4.528	1.8	.071	20	290	COROMANT
11.10	.437	35.1	1.382	3	12	860.1-1110-037A1-PM	★	12.0	.472	102	4.016	100.2	3.945	55	2.165	1.8	.071	20	290	DIN 6537 K
11.10	.437	57.3	2.256	5	12	860.1-1110-053A1-PM	★	12.0	.472	118	4.646	116.2	4.575	71	2.795	1.8	.071	20	290	DIN 6537 L
11.10	.437	90.6	3.567	8	12	860.1-1110-098A1-PM	★	12.0	.472	163	6.417	161.2	6.346	115	4.528	1.8	.071	20	290	COROMANT
11.11	.437	35.1	1.382	3	12	860.1-1111-037A1-PM	★	12.0	.472	102	4.016	100.2	3.945	55	2.165	1.8	.071	20	290	DIN 6537 K
11.11	.437	90.7	3.571	8	12	860.1-1111-098A1-PM	★	12.0	.472	163	6.417	161.2	6.346	115	4.528	1.8	.071	20	290	COROMANT
11.20	.441	35.4	1.394	3	12	860.1-1120-037A1-PM	★	12.0	.472	102	4.016	100.2	3.945	55	2.165	1.8	.071	20	290	DIN 6537 K
11.20	.441	57.6	2.268	5	12	860.1-1120-053A1-PM	★	12.0	.472	118	4.646	116.2	4.575	71	2.795	1.8	.071	20	290	DIN 6537 L
11.20	.441	91.4	3.598	8	12	860.1-1120-098A1-PM	★	12.0	.472	163	6.417	161.2	6.346	115	4.528	1.8	.071	20	290	COROMANT
11.30	.445	35.7	1.406	3	12	860.1-1130-037A1-PM	★	12.0	.472	102	4.016	100.2	3.945	55	2.165	1.8	.071	20	290	DIN 6537 K
11.30	.445	57.4	2.260	5	12	860.1-1130-053A1-PM	★	12.0	.472	118	4.646	116.2	4.575	71	2.795	1.8	.071	20	290	DIN 6537 L
11.30	.445	92.2	3.630	8	12	860.1-1130-098A1-PM	★	12.0	.472	163	6.417	161.2	6.346	115	4.528	1.8	.071	20	290	COROMANT
11.40	.449	36.1	1.421	3	12	860.1-1140-037A1-PM	★	12.0	.472	102	4.016	100.1	3.941	55	2.165	1.9	.075	20	290	DIN 6537 K
11.50	.453	36.4	1.433	3	12	860.1-1150-037A1-PM	★	12.0	.472	102	4.016	100.1	3.941	55	2.165	1.9	.075	20	290	DIN 6537 K
11.50	.453	57.2	2.252	4	12	860.1-1150-053A1-PM	★	12.0	.472	118	4.646	116.1	4.571	71	2.795	1.9	.075	20	290	DIN 6537 L
11.50	.453	93.9	3.697	8	12	860.1-1150-098A1-PM	★	12.0	.472	163	6.417	161.1	6.343	116	4.567	1.9	.075	20	290	COROMANT
11.60	.457	36.7	1.445	3	12	860.1-1160-037A1-PM	★	12.0	.472	102	4.016	100.1	3.941	55	2.165	1.9	.075	20	290	DIN 6537 K
11.70	.461	37.0	1.457	3	12	860.1-1170-037A1-PM	★	12.0	.472	102	4.016	100.1	3.941	55	2.165	1.9	.075	20	290	DIN 6537 K
11.70	.461	57.0	2.244	4	12	860.1-1170-053A1-PM	★	12.0	.472	118	4.646	116.1	4.571	71	2.795	1.9	.075	20	290	DIN 6537 L
11.80	.465	37.3	1.469	3	12	860.1-1180-037A1-PM	★	12.0	.472	102	4.016	100.1	3.941	55	2.165	1.9	.075	20	290	DIN 6537 K
11.80	.465	56.8	2.236	4	12	860.1-1180-053A1-PM	★	12.0	.472	118	4.646	116.1	4.571	71	2.795	1.9	.075	20	290	DIN 6537 L
11.80	.465	96.3	3.791	8	12	860.1-1180-098A1-PM	★	12.0	.472	163	6.417	161.1	6.343	116	4.567	1.9	.075	20	290	COROMANT
11.90	.469	37.6	1.480	3	12	860.1-1190-037A1-PM	★	12.0	.472	102	4.016	100.1	3.941	55	2.165	1.9	.075	20	290	DIN 6537 K
11.90	.469	97.1	3.823	8	12	860.1-1190-098A1-PM	★	12.0	.472	163	6.417	161.1	6.343	116	4.567	1.9	.075	20	290	COROMANT
12.00	.472	38.0	1.496	3	12	860.1-1200-037A1-PM	★	12.0	.472	102	4.016	100.0	3.937	55	2.165	2.0	.079	20	290	DIN 6537 K
12.00	.472	56.6	2.228	4	12	860.1-1200-053A1-PM	★	12.0	.472	118	4.646	116.0	4.567	71	2.795	2.0	.079	20	290	DIN 6537 L
12.00	.472	98.0	3.858	8	12	860.1-1200-098A1-PM	★	12.0	.472	163	6.417	161.0	6.339	116	4.567	2.0	.079	20	290	COROMANT
12.10	.476	38.3	1.508	3	14	860.1-1210-040A1-PM	★	14.0	.551	107	4.213	105.0	4.134	60	2.362	2.0	.079	20	290	DIN 6537 K
12.10	.476	62.5	2.461	5	14	860.1-1210-057A1-PM	★	14.0	.551	124	4.882	122.0	4.803	77	3.032	2.0	.079	20	290	DIN 6537 L
12.10	.476	98.8	3.890	8	14	860.1-1210-115A1-PM	★	14.0	.551	182	7.165	180.0	7.087	133	5.236	2.0	.079	20	290	COROMANT
12.20	.480	38.6	1.520	3	14	860.1-1220-040A1-PM	★	14.0	.551	107	4.213	105.0	4.134	60	2.362	2.0	.079	20	290	DIN 6537 K
12.20	.480	62.4	2.457	5	14	860.1-1220-057A1-PM	★	14.0	.551	124	4.882	122.0	4.803	77	3.032	2.0	.079	20	290	DIN 6537 L
12.20	.480	99.6	3.921	8	14	860.1-1220-115A1-PM	★	14.0	.551	182	7.165	180.0	7.087	133	5.236	2.0	.079	20	290	COROMANT
12.30	.484	38.9	1.532	3	14	860.1-1230-040A1-PM	★	14.0	.551	107	4.213	105.0	4.134	60	2.362	2.0	.079	20	290	DIN 6537 K
12.30	.484	62.2	2.449	5	14	860.1-1230-057A1-PM	★	14.0	.551	124	4.882	122.0	4.803	77	3.032	2.0	.079	20	290	DIN 6537 L
12.30	.484	100.4	3.953	8	14	860.1-1230-115A1-PM	★	14.0	.551	182	7.165	180.0	7.087	133	5.236	2.0	.079	20	290	COROMANT
12.50	.492	39.5	1.555	3	14	860.1-1250-040A1-PM	★	14.0	.551	107	4.213	105.0	4.134	60	2.362	2.0	.079	20	290	DIN 6537 K
12.50	.492	62.0	2.441	4	14	860.1-1250-057A1-PM	★	14.0	.551	124	4.882	122.0	4.803	77	3.032	2.0	.079	20	290	DIN 6537 L
12.50	.492	102.0	4.016	8	14	860.1-1250-115A1-PM	★	14.0	.551	182	7.165	180.0	7.087	133	5.236	2.0	.079	20	290	COROMANT
12.60	.496	39.9	1.571	3	14	860.1-1260-040A1-PM	★	14.0	.551	107	4.213	104.9	4.130	60	2.362	2.1	.083	20	290	DIN 6537 K
12.70	.500	40.2	1.583	3	14	860.1-1270-040A1-PM	★	14.0	.551	107	4.213	104.9	4.130	60	2.362	2.1	.083	20	290	DIN 6537 K
12.70	.500	61.8	2.433	4	14	860.1-1270-057A1-PM	★	14.0	.551	124	4.882	121.9	4.799	77	3.032	2.1	.083	20	290	DIN 6537 L
12.70	.500	103.7	4.083	8	14	860.1-1270-115A1-PM	★	14.0	.551	182	7.165	179.9	7.083	134	5.276	2.1	.083	20	290	COROMANT
12.80	.504	40.5	1.594	3	14	860.1-1280-040A1-PM	★	14.0	.551	107	4.213	104.9	4.130	60	2.362	2.1	.083	20	290	DIN 6537 K
12.80	.504	61.6	2.425	4	14	860.1-1280-057A1-PM	★	14.0	.551	124	4.882	121.9	4.799	77	3.032	2.1	.083	20	290	DIN 6537 L
12.80	.504	104.5	4.114	8	14	860.1-1280-115A1-PM	★	14.0	.551	182	7.165	179.9	7.083	134	5.276	2.1	.083	20	290	COROMANT

B76 E9 E28 E14

Broca de metal duro integral CoroDrill® 860

Para acero

Suministro de refrigerante interior

TCHA H8
SIG 147°

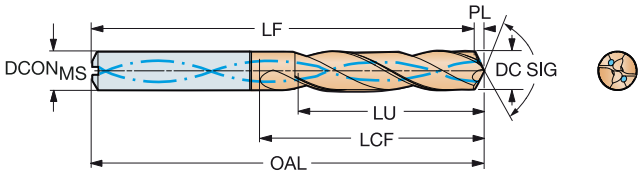

DC	DC"	LU	LU"	ULDR	CZC_{MS}	Código de pedido	4234	$DCON_{MS}$	$DCON_{MS}$"	OAL	OAL"	LF	LF"	LCF	LCF"	PL	PL"	BAR	PSI	BSG
							P	Dimensiones, mm, pulg.												
13.00	.512	41.1	1.618	3	14	860.1-1300-040A1-PM	★	14.0	.551	107	4.213	104.9	4.130	60	2.362	2.1	.083	20	290	DIN 6537 K
13.00	.512	61.4	2.417	4	14	860.1-1300-057A1-PM	★	14.0	.551	124	4.882	121.9	4.799	77	3.032	2.1	.083	20	290	DIN 6537 L
13.00	.512	106.1	4.177	8	14	860.1-1300-115A1-PM	★	14.0	.551	182	7.165	179.9	7.083	134	5.276	2.1	.083	20	290	COROMANT
13.10	.516	41.4	1.630	3	14	860.1-1310-040A1-PM	★	14.0	.551	107	4.213	104.9	4.130	60	2.362	2.1	.083	20	290	DIN 6537 K
13.10	.516	61.3	2.413	4	14	860.1-1310-057A1-PM	★	14.0	.551	124	4.882	121.9	4.799	77	3.032	2.1	.083	20	290	DIN 6537 L
13.10	.516	106.9	4.209	8	14	860.1-1310-115A1-PM	★	14.0	.551	182	7.165	179.9	7.083	134	5.276	2.1	.083	20	290	COROMANT
13.25	.522	61.1	2.406	4	14	860.1-1325-057A1-PM	★	14.0	.551	124	4.882	121.9	4.799	77	3.032	2.1	.083	20	290	DIN 6537 L
13.50	.531	42.7	1.681	3	14	860.1-1350-040A1-PM	★	14.0	.551	107	4.213	104.8	4.126	60	2.362	2.2	.087	20	290	DIN 6537 K
13.50	.531	60.8	2.394	4	14	860.1-1350-057A1-PM	★	14.0	.551	124	4.882	121.8	4.795	77	3.032	2.2	.087	20	290	DIN 6537 L
13.50	.531	110.2	4.339	8	14	860.1-1350-115A1-PM	★	14.0	.551	182	7.165	179.8	7.079	134	5.276	2.2	.087	20	290	COROMANT
13.75	.541	60.5	2.382	4	14	860.1-1375-057A1-PM	★	14.0	.551	124	4.882	121.8	4.795	77	3.032	2.2	.087	20	290	DIN 6537 L
13.80	.543	43.4	1.709	3	14	860.1-1380-040A1-PM	★	14.0	.551	107	4.213	104.8	4.126	60	2.362	2.2	.087	20	290	DIN 6537 K
13.80	.543	60.4	2.378	4	14	860.1-1380-057A1-PM	★	14.0	.551	124	4.882	121.8	4.795	77	3.032	2.2	.087	20	290	DIN 6537 L
13.80	.543	112.6	4.433	8	14	860.1-1380-115A1-PM	★	14.0	.551	182	7.165	179.8	7.079	134	5.276	2.2	.087	20	290	COROMANT
13.89	.547	60.3	2.374	4	14	860.1-1389-057A1-PM	★	14.0	.551	124	4.882	121.8	4.795	77	3.032	2.2	.087	20	290	DIN 6537 L
14.00	.551	44.3	1.744	3	14	860.1-1400-040A1-PM	★	14.0	.551	107	4.213	104.7	4.122	60	2.362	2.3	.091	20	290	DIN 6537 K
14.00	.551	63.0	2.480	4	14	860.1-1400-057A1-PM	★	14.0	.551	124	4.882	121.7	4.791	77	3.032	2.3	.091	20	290	DIN 6537 L
14.00	.551	114.3	4.500	8	14	860.1-1400-115A1-PM	★	14.0	.551	182	7.165	179.7	7.075	134	5.276	2.3	.091	20	290	COROMANT
14.25	.561	45.0	1.772	3	16	860.1-1425-044A1-PM	★	16.0	.630	115	4.528	112.7	4.437	65	2.559	2.3	.091	20	290	DIN 6537 K
14.25	.561	68.8	2.709	4	16	860.1-1425-062A1-PM	★	16.0	.630	133	5.236	130.7	5.146	83	3.268	2.3	.091	20	290	DIN 6537 L
14.29	.563	45.2	1.780	3	16	860.1-1429-044A1-PM	★	16.0	.630	115	4.528	112.7	4.437	65	2.559	2.3	.091	20	290	DIN 6537 K
14.29	.563	68.7	2.705	4	16	860.1-1429-062A1-PM	★	16.0	.630	133	5.236	130.7	5.146	83	3.268	2.3	.091	20	290	DIN 6537 L
14.50	.571	45.8	1.803	3	16	860.1-1450-044A1-PM	★	16.0	.630	115	4.528	112.7	4.437	65	2.559	2.3	.091	20	290	DIN 6537 K
14.50	.571	68.5	2.697	4	16	860.1-1450-062A1-PM	★	16.0	.630	133	5.236	130.7	5.146	83	3.268	2.3	.091	20	290	DIN 6537 L
14.69	.578	46.4	1.827	3	16	860.1-1469-044A1-PM	★	16.0	.630	115	4.528	112.7	4.437	65	2.559	2.3	.091	20	290	DIN 6537 K
14.80	.583	68.2	2.685	4	16	860.1-1480-062A1-PM	★	16.0	.630	133	5.236	130.6	5.142	83	3.268	2.4	.094	20	290	DIN 6537 L
15.00	.591	47.4	1.866	3	16	860.1-1500-044A1-PM	★	16.0	.630	115	4.528	112.6	4.433	65	2.559	2.4	.094	20	290	DIN 6537 K
15.00	.591	68.0	2.677	4	16	860.1-1500-062A1-PM	★	16.0	.630	133	5.236	130.6	5.142	83	3.268	2.4	.094	20	290	DIN 6537 L
15.50	.610	49.0	1.929	3	16	860.1-1550-044A1-PM	★	16.0	.630	115	4.528	112.5	4.429	65	2.559	2.5	.098	20	290	DIN 6537 K
15.50	.610	67.5	2.657	4	16	860.1-1550-062A1-PM	★	16.0	.630	133	5.236	130.5	5.138	83	3.268	2.5	.098	20	290	DIN 6537 L
15.80	.622	49.2	1.937	3	16	860.1-1580-044A1-PM	★	16.0	.630	115	4.528	112.5	4.429	65	2.559	2.5	.098	20	290	DIN 6537 K
15.80	.622	67.2	2.646	4	16	860.1-1580-062A1-PM	★	16.0	.630	133	5.236	130.5	5.138	83	3.268	2.5	.098	20	290	DIN 6537 L
15.87	.625	49.1	1.933	3	16	860.1-1587-044A1-PM	★	16.0	.630	115	4.528	112.5	4.429	65	2.559	2.5	.098	20	290	DIN 6537 K
16.00	.630	49.0	1.929	3	16	860.1-1600-044A1-PM	★	16.0	.630	115	4.528	112.5	4.429	65	2.559	2.5	.098	20	290	DIN 6537 K
16.00	.630	67.0	2.638	4	16	860.1-1600-062A1-PM	★	16.0	.630	133	5.236	130.5	5.138	83	3.268	2.5	.098	20	290	DIN 6537 L
16.00	.630	130.5	5.138	8	16	860.1-1600-133A1-PM	★	16.0	.630	204	8.032	201.5	7.933	154	6.063	2.5	.098	20	290	COROMANT
16.50	.650	52.1	2.051	3	18	860.1-1650-050A1-PM	★	18.0	.709	123	4.843	120.4	4.740	73	2.874	2.6	.102	20	290	DIN 6537 K
16.50	.650	76.5	3.012	4	18	860.1-1650-070A1-PM	★	18.0	.709	143	5.630	140.4	5.528	93	3.661	2.6	.102	20	290	DIN 6537 L
16.80	.661	53.0	2.087	3	18	860.1-1680-050A1-PM	★	18.0	.709	123	4.843	120.4	4.740	73	2.874	2.6	.102	20	290	DIN 6537 K
17.00	.669	76.0	2.992	4	18	860.1-1700-070A1-PM	★	18.0	.709	143	5.630	140.3	5.524	93	3.661	2.7	.106	20	290	DIN 6537 L
17.50	.689	55.2	2.173	3	18	860.1-1750-050A1-PM	★	18.0	.709	123	4.843	120.3	4.736	73	2.874	2.7	.106	20	290	DIN 6537 K
17.50	.689	75.5	2.972	4	18	860.1-1750-070A1-PM	★	18.0	.709	143	5.630	140.3	5.524	93	3.661	2.7	.106	20	290	DIN 6537 L
17.80	.701	75.2	2.961	4	18	860.1-1780-070A1-PM	★	18.0	.709	143	5.630	140.2	5.520	93	3.661	2.8	.110	20	290	DIN 6537 L
18.00	.709	56.8	2.236	3	18	860.1-1800-050A1-PM	★	18.0	.709	123	4.843	120.2	4.732	73	2.874	2.8	.110	20	290	DIN 6537 K
18.00	.709	78.6	3.094	4	18	860.1-1800-070A1-PM	★	18.0	.709	143	5.630	140.2	5.520	93	3.661	2.8	.110	20	290	DIN 6537 L
18.50	.728	58.4	2.299	3	20	860.1-1850-055A1-PM	★	20.0	.787	131	5.157	128.1	5.043	79	3.110	2.9	.114	20	290	DIN 6537 K
18.80	.740	59.3	2.335	3	20	860.1-1880-055A1-PM	★	20.0	.787	131	5.157	128.1	5.043	79	3.110	2.9	.114	20	290	DIN 6537 K
18.80	.740	86.0	3.386	4	20	860.1-1880-077A1-PM	★	20.0	.787	153	6.024	150.1	5.909	101	3.976	2.9	.114	20	290	DIN 6537 L
19.00	.748	59.9	2.358	3	20	860.1-1900-055A1-PM	★	20.0	.787	131	5.157	128.1	5.043	79	3.110	2.9	.114	20	290	DIN 6537 K
20.00	.787	63.0	2.480	3	20	860.1-2000-055A1-PM	★	20.0	.787	131	5.157	127.9	5.035	79	3.110	3.1	.122	20	290	DIN 6537 K

B76 E9 E28 E14

CoroDrill® 860

Brocas de alto rendimiento, optimizadas para acero inoxidable

O C

Aplicación

860-MM: Materiales de acero inoxidables de viruta larga como los aceros austeníticos, superaustenítico, ferríticos e inoxidables dúplex



Área de aplicación ISO:

M

Características y ventajas

- Datos de corte optimizados
- Bajo coste por agujero
- Mayor fiabilidad del rendimiento
- Buena evacuación de la viruta
- Duración prolongada de la herramienta, formación controlada del desgaste
- Tolerancia de agujero consistente
- Puede reacondicionarse hasta 3 veces a su especificación original

www.sandvik.coromant.com/corodrill860

Recomendaciones

Se recomienda utilizar portapinzas hidráulicos de precisión.
Se recomienda utilizar refrigerante interior; la presión mínima recomendada es de 20 bar.

Para ver adaptadores portapinzas, consulte nuestro catálogo de herramientas rotativas.

E14

SPA

Broca de metal duro integral CoroDrill® 860

Para acero inoxidable

Suministro de refrigerante interior

TCHA H8
SIG 140°

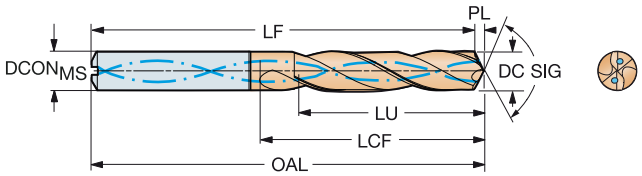

DC	DC"	LU	LU"	ULDR	CZC_{MS}	Código de pedido	M	2214	$DCON_{MS}$	$DCON_{MS}$"	OAL	OAL"	LF	LF"	LCF	LCF"	PL	PL"	BAR	PSI	BSG
									Dimensiones, mm, pulg.												
3.00	.118	9.5	.374	3	6	860.1-0300-009A1-MM	★		6.0	.236	62	2.441	61.5	2.421	20	.787	0.5	.020	20	290	DIN 6537 K
3.00	.118	15.5	.610	5	6	860.1-0300-015A1-MM	★		6.0	.236	66	2.598	65.5	2.579	28	1.102	0.5	.020	20	290	DIN 6537 L
3.00	.118	24.0	.945	8	6	860.1-0300-024A1-MM	★		6.0	.236	74	2.913	73.5	2.894	34	1.339	0.5	.020	20	290	COROMANT
3.10	.122	9.8	.386	3	6	860.1-0310-009A1-MM	★		6.0	.236	62	2.441	61.5	2.421	20	.787	0.5	.020	20	290	DIN 6537 K
3.10	.122	25.0	.984	8	6	860.1-0310-025A1-MM	★		6.0	.236	74	2.913	73.5	2.894	34	1.339	0.5	.020	20	290	COROMANT
3.18	.125	16.4	.646	5	6	860.1-0318-016A1-MM	★		6.0	.236	66	2.598	65.5	2.579	28	1.102	0.5	.020	20	290	DIN 6537 L
3.20	.126	16.5	.650	5	6	860.1-0320-016A1-MM	★		6.0	.236	66	2.598	65.5	2.579	28	1.102	0.5	.020	20	290	DIN 6537 L
3.30	.130	10.4	.409	3	6	860.1-0330-010A1-MM	★		6.0	.236	62	2.441	61.5	2.421	20	.787	0.5	.020	20	290	DIN 6537 K
3.30	.130	17.0	.669	5	6	860.1-0330-017A1-MM	★		6.0	.236	66	2.598	65.5	2.579	28	1.102	0.5	.020	20	290	DIN 6537 L
3.30	.130	26.0	1.024	7	6	860.1-0330-026A1-MM	★		6.0	.236	74	2.913	73.5	2.894	35	1.378	0.5	.020	20	290	COROMANT
3.40	.134	27.0	1.063	7	6	860.1-0340-027A1-MM	★		6.0	.236	74	2.913	73.4	2.890	35	1.378	0.6	.024	20	290	COROMANT
3.50	.138	11.1	.437	3	6	860.1-0350-011A1-MM	★		6.0	.236	62	2.441	61.4	2.417	20	.787	0.6	.024	20	290	DIN 6537 K
3.50	.138	18.1	.713	5	6	860.1-0350-018A1-MM	★		6.0	.236	66	2.598	65.4	2.575	28	1.102	0.6	.024	20	290	DIN 6537 L
3.50	.138	28.0	1.102	8	6	860.1-0350-028A1-MM	★		6.0	.236	74	2.913	73.4	2.890	35	1.378	0.6	.024	20	290	COROMANT
3.60	.142	11.4	.449	3	6	860.1-0360-011A1-MM	★		6.0	.236	62	2.441	61.4	2.417	20	.787	0.6	.024	20	290	DIN 6537 K
3.70	.146	19.1	.752	5	6	860.1-0370-019A1-MM	★		6.0	.236	66	2.598	65.4	2.575	28	1.102	0.6	.024	20	290	DIN 6537 L
3.70	.146	30.0	1.181	8	6	860.1-0370-030A1-MM	★		6.0	.236	74	2.913	73.4	2.890	36	1.417	0.6	.024	20	290	COROMANT
3.80	.150	12.0	.472	3	6	860.1-0380-011A1-MM	★		6.0	.236	66	2.598	65.4	2.575	24	.945	0.6	.024	20	290	DIN 6537 K
3.80	.150	19.6	.772	5	6	860.1-0380-019A1-MM	★		6.0	.236	74	2.913	73.4	2.890	36	1.417	0.6	.024	20	290	DIN 6537 L
3.80	.150	30.0	1.181	7	6	860.1-0380-030A1-MM	★		6.0	.236	85	3.346	84.4	3.323	44	1.732	0.6	.024	20	290	COROMANT
4.00	.157	12.7	.500	3	6	860.1-0400-012A1-MM	★		6.0	.236	66	2.598	65.3	2.571	24	.945	0.7	.028	20	290	DIN 6537 K
4.00	.157	20.7	.815	5	6	860.1-0400-020A1-MM	★		6.0	.236	74	2.913	73.3	2.886	36	1.417	0.7	.028	20	290	DIN 6537 L
4.00	.157	32.0	1.260	8	6	860.1-0400-032A1-MM	★		6.0	.236	85	3.346	84.3	3.319	44	1.732	0.7	.028	20	290	COROMANT
4.20	.165	13.3	.524	3	6	860.1-0420-013A1-MM	★		6.0	.236	66	2.598	65.3	2.571	24	.945	0.7	.028	20	290	DIN 6537 K
4.20	.165	21.7	.854	5	6	860.1-0420-021A1-MM	★		6.0	.236	74	2.913	73.3	2.886	36	1.417	0.7	.028	20	290	DIN 6537 L
4.20	.165	34.0	1.339	8	6	860.1-0420-034A1-MM	★		6.0	.236	85	3.346	84.3	3.319	45	1.772	0.7	.028	20	290	COROMANT
4.30	.169	13.6	.535	3	6	860.1-0430-013A1-MM	★		6.0	.236	66	2.598	65.3	2.571	24	.945	0.7	.028	20	290	DIN 6537 K
4.30	.169	22.2	.874	5	6	860.1-0430-022A1-MM	★		6.0	.236	74	2.913	73.3	2.886	36	1.417	0.7	.028	20	290	DIN 6537 L
4.30	.169	34.0	1.339	7	6	860.1-0430-034A1-MM	★		6.0	.236	85	3.346	84.3	3.319	45	1.772	0.7	.028	20	290	COROMANT
4.37	.172	13.8	.543	3	6	860.1-0437-013A1-MM	★		6.0	.236	66	2.598	65.3	2.571	24	.945	0.7	.028	20	290	DIN 6537 K
4.37	.172	22.5	.886	5	6	860.1-0437-022A1-MM	★		6.0	.236	74	2.913	73.3	2.886	36	1.417	0.7	.028	20	290	DIN 6537 L
4.40	.173	13.9	.547	3	6	860.1-0440-013A1-MM	★		6.0	.236	66	2.598	65.3	2.571	24	.945	0.7	.028	20	290	DIN 6537 K
4.40	.173	22.7	.894	5	6	860.1-0440-022A1-MM	★		6.0	.236	74	2.913	73.3	2.886	36	1.417	0.7	.028	20	290	DIN 6537 L
4.40	.173	35.0	1.378	7	6	860.1-0440-035A1-MM	★		6.0	.236	85	3.346	84.3	3.319	45	1.772	0.7	.028	20	290	COROMANT
4.50	.177	14.2	.559	3	6	860.1-0450-014A1-MM	★		6.0	.236	66	2.598	65.3	2.571	24	.945	0.7	.028	20	290	DIN 6537 K
4.50	.177	23.2	.913	5	6	860.1-0450-023A1-MM	★		6.0	.236	74	2.913	73.3	2.886	36	1.417	0.7	.028	20	290	DIN 6537 L
4.50	.177	36.0	1.417	8	6	860.1-0450-036A1-MM	★		6.0	.236	85	3.346	84.3	3.319	46	1.811	0.7	.028	20	290	COROMANT
4.60	.181	23.8	.937	5	6	860.1-0460-023A1-MM	★		6.0	.236	74	2.913	73.2	2.882	36	1.417	0.8	.031	20	290	DIN 6537 L
4.60	.181	37.0	1.457	8	6	860.1-0460-037A1-MM	★		6.0	.236	85	3.346	84.2	3.315	46	1.811	0.8	.031	20	290	COROMANT
4.70	.185	24.3	.957	5	6	860.1-0470-024A1-MM	★		6.0	.236	74	2.913	73.2	2.882	36	1.417	0.8	.031	20	290	DIN 6537 L
4.76	.187	15.1	.594	3	6	860.1-0476-014A1-MM	★		6.0	.236	66	2.598	65.2	2.567	28	1.102	0.8	.031	20	290	DIN 6537 K
4.80	.189	15.2	.598	3	6	860.1-0480-014A1-MM	★		6.0	.236	66	2.598	65.2	2.567	28	1.102	0.8	.031	20	290	DIN 6537 K
4.80	.189	38.0	1.496	7	6	860.1-0480-038A1-MM	★		6.0	.236	97	3.819	96.2	3.787	56	2.205	0.8	.031	20	290	COROMANT
4.90	.193	25.3	.996	5	6	860.1-0490-025A1-MM	★		6.0	.236	82	3.228	81.2	3.197	44	1.732	0.8	.031	20	290	DIN 6537 L
5.00	.197	15.8	.622	3	6	860.1-0500-015A1-MM	★		6.0	.236	66	2.598	65.2	2.567	28	1.102	0.8	.031	20	290	DIN 6537 K
5.00	.197	25.8	1.016	5	6	860.1-0500-025A1-MM	★		6.0	.236	82	3.228	81.2	3.197	44	1.732	0.8	.031	20	290	DIN 6537 L
5.00	.197	40.0	1.575	8	6	860.1-0500-040A1-MM	★		6.0	.236	97	3.819	96.2	3.787	57	2.244	0.8	.031	20	290	COROMANT
5.10	.201	16.1	.634	3	6	860.1-0510-015A1-MM	★		6.0	.236	66	2.598	65.2	2.567	28	1.102	0.8	.031	20	290	DIN 6537 K
5.10	.201	26.3	1.035	5	6	860.1-0510-026A1-MM	★		6.0	.236	82	3.228	81.2	3.197	44	1.732	0.8	.031	20	290	DIN 6537 L
5.16	.203	16.3	.642	3	6	860.1-0516-016A1-MM	★		6.0	.236	66	2.598	65.2	2.567	28	1.102	0.8	.031	20	290	DIN 6537 K
5.20	.205	16.5	.650	3	6	860.1-0520-016A1-MM	★		6.0	.236	66	2.598	65.1	2.563	28	1.102	0.9	.035	20	290	DIN 6537 K

B81 E9 E28 E14

Broca de metal duro integral CoroDrill® 860

Para acero inoxidable

Suministro de refrigerante interior

TCHA H8
SIG 140°

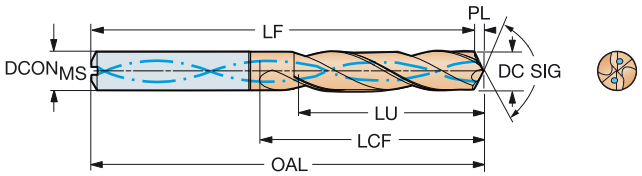

DC	DC"	LU	LU"	ULDR	CZC_{MS}	Código de pedido	M 2214	$DCON_{MS}$	$DCON_{MS}$"	OAL	OAL"	LF	LF"	LCF	LCF"	PL	PL"	BAR	PSI	BSG
								Dimensiones, mm, pulg.												
5.20	.205	26.9	1.059	5	6	860.1-0520-026A1-MM	★	6.0	.236	82	3.228	81.1	3.193	44	1.732	0.9	.035	20	290	DIN 6537 L
5.30	.209	27.4	1.079	5	6	860.1-0530-027A1-MM	★	6.0	.236	82	3.228	81.1	3.193	44	1.732	0.9	.035	20	290	DIN 6537 L
5.50	.217	17.4	.685	3	6	860.1-0550-017A1-MM	★	6.0	.236	66	2.598	65.1	2.563	28	1.102	0.9	.035	20	290	DIN 6537 K
5.50	.217	28.4	1.118	5	6	860.1-0550-028A1-MM	★	6.0	.236	82	3.228	81.1	3.193	44	1.732	0.9	.035	20	290	DIN 6537 L
5.50	.217	44.0	1.732	8	6	860.1-0550-044A1-MM	★	6.0	.236	97	3.819	96.1	3.783	57	2.244	0.9	.035	20	290	COROMANT
5.56	.219	17.6	.693	3	6	860.1-0556-017A1-MM	★	6.0	.236	66	2.598	65.1	2.563	28	1.102	0.9	.035	20	290	DIN 6537 K
5.80	.228	17.6	.693	3	6	860.1-0580-017A1-MM	★	6.0	.236	66	2.598	65.0	2.559	28	1.102	1.0	.039	20	290	DIN 6537 K
5.80	.228	46.0	1.811	7	6	860.1-0580-046A1-MM	★	6.0	.236	97	3.819	96.0	3.780	58	2.283	1.0	.039	20	290	COROMANT
5.90	.232	30.5	1.201	5	6	860.1-0590-030A1-MM	★	6.0	.236	82	3.228	81.0	3.189	44	1.732	1.0	.039	20	290	DIN 6537 L
6.00	.236	19.0	.748	3	6	860.1-0600-018A1-MM	★	6.0	.236	66	2.598	65.0	2.559	28	1.102	1.0	.039	20	290	DIN 6537 K
6.00	.236	31.0	1.220	5	6	860.1-0600-030A1-MM	★	6.0	.236	82	3.228	81.0	3.189	44	1.732	1.0	.039	20	290	DIN 6537 L
6.00	.236	48.0	1.890	8	6	860.1-0600-048A1-MM	★	6.0	.236	97	3.819	96.0	3.780	58	2.283	1.0	.039	20	290	COROMANT
6.10	.240	31.5	1.240	5	8	860.1-0610-031A1-MM	★	8.0	.315	91	3.583	90.0	3.543	53	2.087	1.0	.039	20	290	DIN 6537 L
6.10	.240	49.0	1.929	8	8	860.1-0610-049A1-MM	★	8.0	.315	106	4.173	105.0	4.134	67	2.638	1.0	.039	20	290	COROMANT
6.20	.244	32.0	1.260	5	8	860.1-0620-031A1-MM	★	8.0	.315	91	3.583	90.0	3.543	53	2.087	1.0	.039	20	290	DIN 6537 L
6.20	.244	50.0	1.969	8	8	860.1-0620-050A1-MM	★	8.0	.315	106	4.173	105.0	4.134	67	2.638	1.0	.039	20	290	COROMANT
6.35	.250	20.1	.791	3	8	860.1-0635-019A1-MM	★	8.0	.315	79	3.110	78.0	3.071	34	1.339	1.0	.039	20	290	DIN 6537 K
6.35	.250	32.8	1.291	5	8	860.1-0635-032A1-MM	★	8.0	.315	91	3.583	90.0	3.543	53	2.087	1.0	.039	20	290	DIN 6537 L
6.35	.250	51.0	2.008	8	8	860.1-0635-051A1-MM	★	8.0	.315	106	4.173	105.0	4.134	67	2.638	1.0	.039	20	290	COROMANT
6.50	.256	20.6	.811	3	8	860.1-0650-020A1-MM	★	8.0	.315	79	3.110	77.9	3.067	34	1.339	1.1	.043	20	290	DIN 6537 K
6.50	.256	33.6	1.323	5	8	860.1-0650-033A1-MM	★	8.0	.315	91	3.583	89.9	3.539	53	2.087	1.1	.043	20	290	DIN 6537 L
6.50	.256	52.0	2.047	8	8	860.1-0650-052A1-MM	★	8.0	.315	106	4.173	104.9	4.130	67	2.638	1.1	.043	20	290	COROMANT
6.60	.260	20.9	.823	3	8	860.1-0660-020A1-MM	★	8.0	.315	79	3.110	77.9	3.067	34	1.339	1.1	.043	20	290	DIN 6537 K
6.60	.260	34.1	1.343	5	8	860.1-0660-033A1-MM	★	8.0	.315	91	3.583	89.9	3.539	53	2.087	1.1	.043	20	290	DIN 6537 L
6.70	.264	34.6	1.362	5	8	860.1-0670-034A1-MM	★	8.0	.315	91	3.583	89.9	3.539	53	2.087	1.1	.043	20	290	DIN 6537 L
6.75	.266	21.3	.839	3	8	860.1-0675-020A1-MM	★	8.0	.315	79	3.110	77.9	3.067	34	1.339	1.1	.043	20	290	DIN 6537 K
6.80	.268	21.5	.846	3	8	860.1-0680-020A1-MM	★	8.0	.315	79	3.110	77.9	3.067	34	1.339	1.1	.043	20	290	DIN 6537 K
6.80	.268	35.1	1.382	5	8	860.1-0680-034A1-MM	★	8.0	.315	91	3.583	89.9	3.539	53	2.087	1.1	.043	20	290	DIN 6537 L
6.80	.268	54.0	2.126	7	8	860.1-0680-054A1-MM	★	8.0	.315	106	4.173	104.9	4.130	67	2.638	1.1	.043	20	290	COROMANT
6.90	.272	21.8	.858	3	8	860.1-0690-021A1-MM	★	8.0	.315	79	3.110	77.9	3.067	34	1.339	1.1	.043	20	290	DIN 6537 K
6.90	.272	35.6	1.402	5	8	860.1-0690-035A1-MM	★	8.0	.315	91	3.583	89.9	3.539	53	2.087	1.1	.043	20	290	DIN 6537 L
6.90	.272	55.0	2.165	7	8	860.1-0690-055A1-MM	★	8.0	.315	106	4.173	104.9	4.130	68	2.677	1.1	.043	20	290	COROMANT
7.00	.276	22.1	.870	3	8	860.1-0700-021A1-MM	★	8.0	.315	79	3.110	77.9	3.067	34	1.339	1.1	.043	20	290	DIN 6537 K
7.00	.276	36.1	1.421	5	8	860.1-0700-035A1-MM	★	8.0	.315	91	3.583	89.9	3.539	53	2.087	1.1	.043	20	290	DIN 6537 L
7.00	.276	56.0	2.205	8	8	860.1-0700-056A1-MM	★	8.0	.315	106	4.173	104.9	4.130	68	2.677	1.1	.043	20	290	COROMANT
7.10	.280	57.0	2.244	8	8	860.1-0710-057A1-MM	★	8.0	.315	116	4.567	114.8	4.520	77	3.032	1.2	.047	20	290	COROMANT
7.14	.281	22.6	.890	3	8	860.1-0714-021A1-MM	★	8.0	.315	79	3.110	77.8	3.063	41	1.614	1.2	.047	20	290	DIN 6537 K
7.14	.281	57.0	2.244	7	8	860.1-0714-057A1-MM	★	8.0	.315	116	4.567	114.8	4.520	77	3.032	1.2	.047	20	290	COROMANT
7.40	.291	23.4	.921	3	8	860.1-0740-022A1-MM	★	8.0	.315	79	3.110	77.8	3.063	41	1.614	1.2	.047	20	290	DIN 6537 K
7.50	.295	23.7	.933	3	8	860.1-0750-023A1-MM	★	8.0	.315	79	3.110	77.8	3.063	41	1.614	1.2	.047	20	290	DIN 6537 K
7.50	.295	38.7	1.524	5	8	860.1-0750-038A1-MM	★	8.0	.315	91	3.583	89.8	3.535	53	2.087	1.2	.047	20	290	DIN 6537 L
7.80	.307	24.7	.972	3	8	860.1-0780-023A1-MM	★	8.0	.315	79	3.110	77.7	3.059	41	1.614	1.3	.051	20	290	DIN 6537 K
7.80	.307	40.3	1.587	5	8	860.1-0780-039A1-MM	★	8.0	.315	91	3.583	89.7	3.532	53	2.087	1.3	.051	20	290	DIN 6537 L
7.80	.307	62.0	2.441	7	8	860.1-0780-062A1-MM	★	8.0	.315	116	4.567	114.7	4.516	78	3.071	1.3	.051	20	290	COROMANT
7.94	.313	64.0	2.520	8	8	860.1-0794-064A1-MM	★	8.0	.315	116	4.567	114.7	4.516	78	3.071	1.3	.051	20	290	COROMANT
8.00	.315	25.3	.996	3	8	860.1-0800-024A1-MM	★	8.0	.315	79	3.110	77.7	3.059	41	1.614	1.3	.051	20	290	DIN 6537 K
8.00	.315	41.3	1.626	5	8	860.1-0800-040A1-MM	★	8.0	.315	91	3.583	89.7	3.532	53	2.087	1.3	.051	20	290	DIN 6537 L
8.00	.315	64.0	2.520	8	8	860.1-0800-064A1-MM	★	8.0	.315	116	4.567	114.7	4.516	78	3.071	1.3	.051	20	290	COROMANT
8.10	.319	25.6	1.008	3	10	860.1-0810-024A1-MM	★	10.0	.394	89	3.504	87.7	3.453	47	1.850	1.3	.051	20	290	DIN 6537 K
8.10	.319	65.0	2.559	8	10	860.1-0810-065A1-MM	★	10.0	.394	139	5.472	137.7	5.421	94	3.701	1.3	.051	20	290	COROMANT
8.20	.323	25.9	1.020	3	10	860.1-0820-025A1-MM	★	10.0	.394	89	3.504	87.7	3.453	47	1.850	1.3	.051	20	290	DIN 6537 K

B81 E9 E28 E14

Broca de metal duro integral CoroDrill® 860

Para acero inoxidable

Suministro de refrigerante interior

TCHA H8
SIG 140°

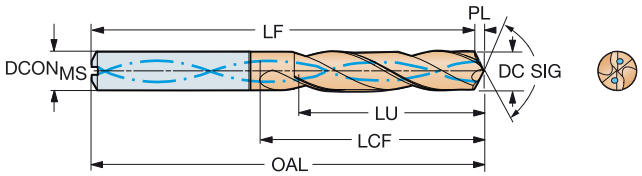

DC	DC"	LU	LU"	ULDR	CZC_{MS}	Código de pedido	M 2214	$DCON_{MS}$	$DCON_{MS}$"	OAL	OAL"	LF	LF"	LCF	LCF"	PL	PL"	BAR	PSI	BSG
								Dimensiones, mm, pulg.												
8.20	.323	42.3	1.665	5	10	860.1-0820-041A1-MM	★	10.0	.394	103	4.055	101.7	4.004	61	2.402	1.3	.051	20	290	DIN 6537 L
8.40	.331	43.4	1.709	5	10	860.1-0840-042A1-MM	★	10.0	.394	103	4.055	101.6	4.000	61	2.402	1.4	.055	20	290	DIN 6537 L
8.50	.335	26.9	1.059	3	10	860.1-0850-026A1-MM	★	10.0	.394	89	3.504	87.6	3.449	47	1.850	1.4	.055	20	290	DIN 6537 K
8.50	.335	43.9	1.728	5	10	860.1-0850-043A1-MM	★	10.0	.394	103	4.055	101.6	4.000	61	2.402	1.4	.055	20	290	DIN 6537 L
8.50	.335	68.0	2.677	8	10	860.1-0850-068A1-MM	★	10.0	.394	139	5.472	137.6	5.417	95	3.740	1.4	.055	20	290	COROMANT
8.60	.339	27.2	1.071	3	10	860.1-0860-026A1-MM	★	10.0	.394	89	3.504	87.6	3.449	47	1.850	1.4	.055	20	290	DIN 6537 K
8.60	.339	44.4	1.748	5	10	860.1-0860-043A1-MM	★	10.0	.394	103	4.055	101.6	4.000	61	2.402	1.4	.055	20	290	DIN 6537 L
8.60	.339	69.0	2.717	8	10	860.1-0860-069A1-MM	★	10.0	.394	139	5.472	137.6	5.417	95	3.740	1.4	.055	20	290	COROMANT
8.70	.343	27.5	1.083	3	10	860.1-0870-026A1-MM	★	10.0	.394	89	3.504	87.6	3.449	47	1.850	1.4	.055	20	290	DIN 6537 K
8.70	.343	44.9	1.768	5	10	860.1-0870-044A1-MM	★	10.0	.394	103	4.055	101.6	4.000	61	2.402	1.4	.055	20	290	DIN 6537 L
8.70	.343	70.0	2.756	8	10	860.1-0870-070A1-MM	★	10.0	.394	139	5.472	137.6	5.417	95	3.740	1.4	.055	20	290	COROMANT
8.80	.346	27.8	1.094	3	10	860.1-0880-026A1-MM	★	10.0	.394	89	3.504	87.6	3.449	47	1.850	1.4	.055	20	290	DIN 6537 K
8.80	.346	70.0	2.756	7	10	860.1-0880-070A1-MM	★	10.0	.394	139	5.472	137.6	5.417	95	3.740	1.4	.055	20	290	COROMANT
9.00	.354	28.5	1.122	3	10	860.1-0900-027A1-MM	★	10.0	.394	89	3.504	87.5	3.445	47	1.850	1.5	.059	20	290	DIN 6537 K
9.00	.354	46.5	1.831	5	10	860.1-0900-045A1-MM	★	10.0	.394	103	4.055	101.5	3.996	61	2.402	1.5	.059	20	290	DIN 6537 L
9.00	.354	72.0	2.835	8	10	860.1-0900-072A1-MM	★	10.0	.394	139	5.472	137.5	5.413	95	3.740	1.5	.059	20	290	COROMANT
9.10	.358	73.0	2.874	8	10	860.1-0910-073A1-MM	★	10.0	.394	139	5.472	137.5	5.413	95	3.740	1.5	.059	20	290	COROMANT
9.30	.366	29.4	1.157	3	10	860.1-0930-028A1-MM	★	10.0	.394	89	3.504	87.5	3.445	47	1.850	1.5	.059	20	290	DIN 6537 K
9.30	.366	48.0	1.890	5	10	860.1-0930-047A1-MM	★	10.0	.394	103	4.055	101.5	3.996	61	2.402	1.5	.059	20	290	DIN 6537 L
9.40	.370	75.0	2.953	7	10	860.1-0940-075A1-MM	★	10.0	.394	139	5.472	137.5	5.413	96	3.780	1.5	.059	20	290	COROMANT
9.50	.374	30.1	1.185	3	10	860.1-0950-029A1-MM	★	10.0	.394	89	3.504	87.4	3.441	47	1.850	1.6	.063	20	290	DIN 6537 K
9.50	.374	48.7	1.917	5	10	860.1-0950-048A1-MM	★	10.0	.394	103	4.055	101.4	3.992	61	2.402	1.6	.063	20	290	DIN 6537 L
9.50	.374	76.0	2.992	8	10	860.1-0950-076A1-MM	★	10.0	.394	139	5.472	137.4	5.409	96	3.780	1.6	.063	20	290	COROMANT
9.53	.375	76.0	2.992	7	10	860.1-0953-076A1-MM	★	10.0	.394	139	5.472	137.4	5.409	96	3.780	1.6	.063	20	290	COROMANT
9.60	.378	30.4	1.197	3	10	860.1-0960-029A1-MM	★	10.0	.394	89	3.504	87.4	3.441	47	1.850	1.6	.063	20	290	DIN 6537 K
9.60	.378	77.0	3.032	8	10	860.1-0960-077A1-MM	★	10.0	.394	139	5.472	137.4	5.409	96	3.780	1.6	.063	20	290	COROMANT
9.80	.386	31.0	1.220	3	10	860.1-0980-029A1-MM	★	10.0	.394	89	3.504	87.4	3.441	47	1.850	1.6	.063	20	290	DIN 6537 K
9.80	.386	48.3	1.902	4	10	860.1-0980-049A1-MM	★	10.0	.394	103	4.055	101.4	3.992	61	2.402	1.6	.063	20	290	DIN 6537 L
10.00	.394	31.6	1.244	3	10	860.1-1000-030A1-MM	★	10.0	.394	89	3.504	87.4	3.441	47	1.850	1.6	.063	20	290	DIN 6537 K
10.00	.394	48.0	1.890	4	10	860.1-1000-050A1-MM	★	10.0	.394	103	4.055	101.4	3.992	61	2.402	1.6	.063	20	290	DIN 6537 L
10.00	.394	80.0	3.150	8	10	860.1-1000-080A1-MM	★	10.0	.394	139	5.472	137.4	5.409	96	3.780	1.6	.063	20	290	COROMANT
10.10	.398	52.2	2.055	5	12	860.1-1010-051A1-MM	★	12.0	.472	118	4.646	116.3	4.579	71	2.795	1.7	.067	20	290	DIN 6537 L
10.20	.402	32.3	1.272	3	12	860.1-1020-031A1-MM	★	12.0	.472	102	4.016	100.3	3.949	55	2.165	1.7	.067	20	290	DIN 6537 K
10.20	.402	52.7	2.075	5	12	860.1-1020-051A1-MM	★	12.0	.472	118	4.646	116.3	4.579	71	2.795	1.7	.067	20	290	DIN 6537 L
10.30	.406	32.6	1.283	3	12	860.1-1030-031A1-MM	★	12.0	.472	102	4.016	100.3	3.949	55	2.165	1.7	.067	20	290	DIN 6537 K
10.30	.406	53.2	2.094	5	12	860.1-1030-052A1-MM	★	12.0	.472	118	4.646	116.3	4.579	71	2.795	1.7	.067	20	290	DIN 6537 L
10.30	.406	82.0	3.228	7	12	860.1-1030-082A1-MM	★	12.0	.472	163	6.417	161.3	6.350	114	4.488	1.7	.067	20	290	COROMANT
10.50	.413	33.2	1.307	3	12	860.1-1050-032A1-MM	★	12.0	.472	102	4.016	100.3	3.949	55	2.165	1.7	.067	20	290	DIN 6537 K
10.50	.413	54.2	2.134	5	12	860.1-1050-053A1-MM	★	12.0	.472	118	4.646	116.3	4.579	71	2.795	1.7	.067	20	290	DIN 6537 L
10.50	.413	84.0	3.307	8	12	860.1-1050-084A1-MM	★	12.0	.472	163	6.417	161.3	6.350	115	4.528	1.7	.067	20	290	COROMANT
10.80	.425	34.2	1.346	3	12	860.1-1080-032A1-MM	★	12.0	.472	102	4.016	100.2	3.945	55	2.165	1.8	.071	20	290	DIN 6537 K
11.00	.433	34.8	1.370	3	12	860.1-1100-033A1-MM	★	12.0	.472	102	4.016	100.2	3.945	55	2.165	1.8	.071	20	290	DIN 6537 K
11.00	.433	56.8	2.236	5	12	860.1-1100-055A1-MM	★	12.0	.472	118	4.646	116.2	4.575	71	2.795	1.8	.071	20	290	DIN 6537 L
11.00	.433	88.0	3.465	8	12	860.1-1100-088A1-MM	★	12.0	.472	163	6.417	161.2	6.346	115	4.528	1.8	.071	20	290	COROMANT
11.10	.437	35.1	1.382	3	12	860.1-1110-033A1-MM	★	12.0	.472	102	4.016	100.2	3.945	55	2.165	1.8	.071	20	290	DIN 6537 K
11.11	.437	89.0	3.504	8	12	860.1-1111-089A1-MM	★	12.0	.472	163	6.417	161.2	6.346	115	4.528	1.8	.071	20	290	COROMANT
11.20	.441	57.6	2.268	5	12	860.1-1120-056A1-MM	★	12.0	.472	118	4.646	116.2	4.575	71	2.795	1.8	.071	20	290	DIN 6537 L
11.50	.453	36.4	1.433	3	12	860.1-1150-035A1-MM	★	12.0	.472	102	4.016	100.1	3.941	55	2.165	1.9	.075	20	290	DIN 6537 K
11.50	.453	57.2	2.252	4	12	860.1-1150-058A1-MM	★	12.0	.472	118	4.646	116.1	4.571	71	2.795	1.9	.075	20	290	DIN 6537 L
11.70	.461	37.0	1.457	3	12	860.1-1170-035A1-MM	★	12.0	.472	102	4.016	100.1	3.941	55	2.165	1.9	.075	20	290	DIN 6537 K

B81 E9 E28 E14

Broca de metal duro integral CoroDrill® 860

Para acero inoxidable

Suministro de refrigerante interior

TCHA H8
SIG 140°

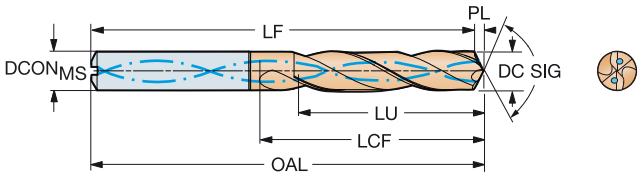

DC	DC"	LU	LU"	ULDR	CZC_{MS}	Código de pedido	M	2214	$DCON_{MS}$	$DCON_{MS}$"	OAL	OAL"	LF	LF"	LCF	LCF"	PL	PL"	BAR	PSI	BSG
									Dimensiones, mm, pulg.												
11.80	.465	37.3	1.469	3	12	860.1-1180-035A1-MM	★		12.0	.472	102	4.016	100.1	3.941	55	2.165	1.9	.075	20	290	DIN 6537 K
11.80	.465	56.8	2.236	4	12	860.1-1180-059A1-MM	★		12.0	.472	118	4.646	116.1	4.571	71	2.795	1.9	.075	20	290	DIN 6537 L
11.80	.465	94.0	3.701	7	12	860.1-1180-094A1-MM	★		12.0	.472	163	6.417	161.1	6.343	116	4.567	1.9	.075	20	290	COROMANT
12.00	.472	38.0	1.496	3	12	860.1-1200-036A1-MM	★		12.0	.472	102	4.016	100.0	3.937	55	2.165	2.0	.079	20	290	DIN 6537 K
12.00	.472	56.6	2.228	4	12	860.1-1200-060A1-MM	★		12.0	.472	118	4.646	116.0	4.567	71	2.795	2.0	.079	20	290	DIN 6537 L
12.00	.472	96.0	3.780	8	12	860.1-1200-096A1-MM	★		12.0	.472	163	6.417	161.0	6.339	116	4.567	2.0	.079	20	290	COROMANT
12.20	.480	38.6	1.520	3	14	860.1-1220-037A1-MM	★		14.0	.551	107	4.213	105.0	4.134	60	2.362	2.0	.079	20	290	DIN 6537 K
12.50	.492	62.0	2.441	4	14	860.1-1250-063A1-MM	★		14.0	.551	124	4.882	122.0	4.803	77	3.032	2.0	.079	20	290	DIN 6537 L
12.50	.492	100.0	3.937	8	14	860.1-1250-100A1-MM	★		14.0	.551	182	7.165	180.0	7.087	133	5.236	2.0	.079	20	290	COROMANT
12.70	.500	40.2	1.583	3	14	860.1-1270-038A1-MM	★		14.0	.551	107	4.213	104.9	4.130	60	2.362	2.1	.083	20	290	DIN 6537 K
12.70	.500	61.8	2.433	4	14	860.1-1270-064A1-MM	★		14.0	.551	124	4.882	121.9	4.799	77	3.032	2.1	.083	20	290	DIN 6537 L
12.80	.504	40.5	1.594	3	14	860.1-1280-038A1-MM	★		14.0	.551	107	4.213	104.9	4.130	60	2.362	2.1	.083	20	290	DIN 6537 K
13.00	.512	41.1	1.618	3	14	860.1-1300-039A1-MM	★		14.0	.551	107	4.213	104.9	4.130	60	2.362	2.1	.083	20	290	DIN 6537 K
13.00	.512	61.4	2.417	4	14	860.1-1300-065A1-MM	★		14.0	.551	124	4.882	121.9	4.799	77	3.032	2.1	.083	20	290	DIN 6537 L
13.00	.512	104.0	4.094	8	14	860.1-1300-104A1-MM	★		14.0	.551	182	7.165	179.9	7.083	134	5.276	2.1	.083	20	290	COROMANT
13.50	.531	60.8	2.394	4	14	860.1-1350-061A1-MM	★		14.0	.551	124	4.882	121.8	4.795	77	3.032	2.2	.087	20	290	DIN 6537 L
13.50	.531	108.0	4.252	8	14	860.1-1350-108A1-MM	★		14.0	.551	182	7.165	179.8	7.079	134	5.276	2.2	.087	20	290	COROMANT
14.00	.551	44.3	1.744	3	14	860.1-1400-042A1-MM	★		14.0	.551	107	4.213	104.7	4.122	60	2.362	2.3	.091	20	290	DIN 6537 K
14.00	.551	63.0	2.480	4	14	860.1-1400-063A1-MM	★		14.0	.551	124	4.882	121.7	4.791	77	3.032	2.3	.091	20	290	DIN 6537 L
14.00	.551	112.0	4.409	8	14	860.1-1400-112A1-MM	★		14.0	.551	182	7.165	179.7	7.075	134	5.276	2.3	.091	20	290	COROMANT
14.25	.561	68.8	2.709	4	16	860.1-1425-071A1-MM	★		16.0	.630	133	5.236	130.7	5.146	83	3.268	2.3	.091	20	290	DIN 6537 L
14.25	.561	114.0	4.488	8	16	860.1-1425-114A1-MM	★		16.0	.630	204	8.032	201.7	7.941	154	6.063	2.3	.091	20	290	COROMANT
14.50	.571	68.5	2.697	4	16	860.1-1450-073A1-MM	★		16.0	.630	133	5.236	130.6	5.142	83	3.268	2.4	.094	20	290	DIN 6537 L
14.68	.578	68.3	2.689	4	16	860.1-1468-073A1-MM	★		16.0	.630	133	5.236	130.6	5.142	83	3.268	2.4	.094	20	290	DIN 6537 L
15.00	.591	47.5	1.870	3	16	860.1-1500-045A1-MM	★		16.0	.630	115	4.528	112.5	4.429	65	2.559	2.5	.098	20	290	DIN 6537 K
15.00	.591	68.0	2.677	4	16	860.1-1500-068A1-MM	★		16.0	.630	133	5.236	130.5	5.138	83	3.268	2.5	.098	20	290	DIN 6537 L
15.80	.622	126.0	4.961	7	16	860.1-1580-126A1-MM	★		16.0	.630	204	8.032	201.4	7.929	154	6.063	2.6	.102	20	290	COROMANT

B81 E9 E28 E14

CoroDrill® 860

Brocas de alto rendimiento, optimizadas para aluminio

O C

Aplicación

860-NM: materiales no férreos, como aleaciones de aluminio, aleaciones de magnesio y cobre, incluido bronce.

Área de aplicación ISO:

N

Características y ventajas

- Datos de corte optimizados
- Bajo coste por agujero
- Mayor fiabilidad del rendimiento
- Buena evacuación de la viruta
- Duración prolongada de la herramienta, formación controlada del desgaste
- Tolerancia de agujero consistente
- Puede reacondicionarse hasta 3 veces a su especificación original

www.sandvik.coromant.com/corodrill860

Recomendaciones

Se recomienda utilizar portapinzas hidráulicos de precisión.
Se recomienda utilizar refrigerante interior; la presión mínima recomendada es de 20 bar.

Para ver adaptadores portapinzas, consulte nuestro catálogo de herramientas rotativ

E14

Broca de metal duro integral CoroDrill® 860

Para aluminio

Suministro de refrigerante interior

TCHA H7
SIG 130°

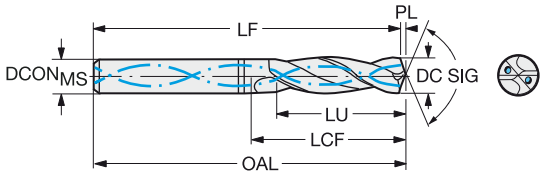

DC	DC"	LU	LU"	ULDR	CZC$_{MS}$	Código de pedido	N / H10F	DCON$_{MS}$	DCON$_{MS}$"	OAL	OAL"	LF	LF"	LCF	LCF"	PL	PL"	BAR	PSI	BSG
								Dimensiones, mm, pulg.												
3.00	.118	9.4	.370	3	6	860.1-0300-009A1-NM	★	6.0	.236	62	2.441	61.6	2.425	20	.787	0.4	.016	20	290	DIN 6537 K
3.00	.118	24.4	.961	8	6	860.1-0300-024A1-NM	★	6.0	.236	77	3.032	76.6	3.016	36	1.417	0.4	.016	20	290	COROMANT
3.18	.125	10.0	.394	3	6	860.1-0318-010A1-NM	★	6.0	.236	62	2.441	61.6	2.425	20	.787	0.4	.016	20	290	DIN 6537 K
3.18	.125	25.8	1.016	8	6	860.1-0318-025A1-NM	★	6.0	.236	77	3.032	76.6	3.016	36	1.417	0.4	.016	20	290	COROMANT
3.20	.126	10.0	.394	3	6	860.1-0320-010A1-NM	★	6.0	.236	62	2.441	61.6	2.425	20	.787	0.4	.016	20	290	DIN 6537 K
3.20	.126	26.0	1.024	8	6	860.1-0320-026A1-NM	★	6.0	.236	77	3.032	76.6	3.016	36	1.417	0.4	.016	20	290	COROMANT
3.30	.130	10.3	.406	3	6	860.1-0330-010A1-NM	★	6.0	.236	62	2.441	61.6	2.425	20	.787	0.4	.016	20	290	DIN 6537 K
3.30	.130	26.8	1.055	8	6	860.1-0330-026A1-NM	★	6.0	.236	77	3.032	76.6	3.016	36	1.417	0.4	.016	20	290	COROMANT
3.50	.138	28.3	1.114	8	6	860.1-0350-028A1-NM	★	6.0	.236	77	3.032	76.5	3.012	36	1.417	0.5	.020	20	290	COROMANT
3.57	.141	28.1	1.106	7	6	860.1-0357-029A1-NM	★	6.0	.236	77	3.032	76.5	3.012	36	1.417	0.5	.020	20	290	COROMANT
3.70	.146	27.9	1.098	7	6	860.1-0370-030A1-NM	★	6.0	.236	77	3.032	76.5	3.012	36	1.417	0.5	.020	20	290	COROMANT
4.00	.157	12.5	.492	3	6	860.1-0400-012A1-NM	★	6.0	.236	66	2.598	65.5	2.579	24	.945	0.5	.020	20	290	DIN 6537 K
4.00	.157	32.5	1.280	8	6	860.1-0400-032A1-NM	★	6.0	.236	86	3.386	85.5	3.366	47	1.850	0.5	.020	20	290	COROMANT
4.10	.161	33.3	1.311	8	6	860.1-0410-033A1-NM	★	6.0	.236	86	3.386	85.5	3.366	47	1.850	0.5	.020	20	290	COROMANT
4.20	.165	13.2	.520	3	6	860.1-0420-013A1-NM	★	6.0	.236	66	2.598	65.4	2.575	24	.945	0.6	.024	20	290	DIN 6537 K
4.20	.165	34.2	1.346	8	6	860.1-0420-034A1-NM	★	6.0	.236	86	3.386	85.4	3.362	47	1.850	0.6	.024	20	290	COROMANT
4.37	.172	13.7	.539	3	6	860.1-0437-013A1-NM	★	6.0	.236	66	2.598	65.4	2.575	24	.945	0.6	.024	20	290	DIN 6537 K
4.37	.172	35.5	1.398	8	6	860.1-0437-035A1-NM	★	6.0	.236	86	3.386	85.4	3.362	47	1.850	0.6	.024	20	290	COROMANT
4.50	.177	14.1	.555	3	6	860.1-0450-014A1-NM	★	6.0	.236	66	2.598	65.4	2.575	24	.945	0.6	.024	20	290	DIN 6537 K
4.50	.177	36.6	1.441	8	6	860.1-0450-036A1-NM	★	6.0	.236	86	3.386	85.4	3.362	47	1.850	0.6	.024	20	290	COROMANT
4.60	.181	14.4	.567	3	6	860.1-0460-014A1-NM	★	6.0	.236	66	2.598	65.4	2.575	24	.945	0.6	.024	20	290	DIN 6537 K
4.60	.181	37.4	1.472	8	6	860.1-0460-037A1-NM	★	6.0	.236	86	3.386	85.4	3.362	47	1.850	0.6	.024	20	290	COROMANT
4.76	.187	38.7	1.524	8	6	860.1-0476-038A1-NM	★	6.0	.236	99	3.898	98.4	3.874	60	2.362	0.6	.024	20	290	COROMANT
5.00	.197	15.7	.618	3	6	860.1-0500-015A1-NM	★	6.0	.236	66	2.598	65.3	2.571	28	1.102	0.7	.028	20	290	DIN 6537 K
5.00	.197	40.7	1.602	8	6	860.1-0500-040A1-NM	★	6.0	.236	99	3.898	98.3	3.870	60	2.362	0.7	.028	20	290	COROMANT
5.10	.201	16.0	.630	3	6	860.1-0510-015A1-NM	★	6.0	.236	66	2.598	65.3	2.571	28	1.102	0.7	.028	20	290	DIN 6537 K
5.10	.201	41.5	1.634	8	6	860.1-0510-041A1-NM	★	6.0	.236	99	3.898	98.3	3.870	60	2.362	0.7	.028	20	290	COROMANT
5.16	.203	42.0	1.654	8	6	860.1-0516-041A1-NM	★	6.0	.236	99	3.898	98.3	3.870	60	2.362	0.7	.028	20	290	COROMANT
5.20	.205	16.3	.642	3	6	860.1-0520-016A1-NM	★	6.0	.236	66	2.598	65.3	2.571	28	1.102	0.7	.028	20	290	DIN 6537 K
5.20	.205	42.3	1.665	8	6	860.1-0520-042A1-NM	★	6.0	.236	99	3.898	98.3	3.870	60	2.362	0.7	.028	20	290	COROMANT
5.50	.217	17.2	.677	3	6	860.1-0550-017A1-NM	★	6.0	.236	66	2.598	65.3	2.571	28	1.102	0.7	.028	20	290	DIN 6537 K
5.50	.217	44.7	1.760	8	6	860.1-0550-044A1-NM	★	6.0	.236	99	3.898	98.3	3.870	60	2.362	0.7	.028	20	290	COROMANT
5.56	.219	17.4	.685	3	6	860.1-0556-017A1-NM	★	6.0	.236	66	2.598	65.3	2.571	28	1.102	0.7	.028	20	290	DIN 6537 K
5.56	.219	45.2	1.780	8	6	860.1-0556-044A1-NM	★	6.0	.236	99	3.898	98.3	3.870	60	2.362	0.7	.028	20	290	COROMANT
5.80	.228	17.6	.693	3	6	860.1-0580-017A1-NM	★	6.0	.236	66	2.598	65.2	2.567	28	1.102	0.8	.031	20	290	DIN 6537 K
5.80	.228	47.2	1.858	8	6	860.1-0580-046A1-NM	★	6.0	.236	99	3.898	98.2	3.866	60	2.362	0.8	.031	20	290	COROMANT
6.00	.236	18.8	.740	3	6	860.1-0600-018A1-NM	★	6.0	.236	66	2.598	65.2	2.567	28	1.102	0.8	.031	20	290	DIN 6537 K
6.00	.236	48.8	1.921	8	6	860.1-0600-048A1-NM	★	6.0	.236	99	3.898	98.2	3.866	60	2.362	0.8	.031	20	290	COROMANT
6.30	.248	19.7	.776	3	8	860.1-0630-019A1-NM	★	8.0	.315	79	3.110	78.2	3.079	34	1.339	0.8	.031	20	290	DIN 6537 K
6.30	.248	51.2	2.016	8	8	860.1-0630-050A1-NM	★	8.0	.315	121	4.764	120.2	4.732	80	3.150	0.8	.031	20	290	COROMANT
6.35	.250	19.9	.783	3	8	860.1-0635-019A1-NM	★	8.0	.315	79	3.110	78.1	3.075	34	1.339	0.9	.035	20	290	DIN 6537 K
6.35	.250	51.7	2.035	8	8	860.1-0635-051A1-NM	★	8.0	.315	121	4.764	120.1	4.728	80	3.150	0.9	.035	20	290	COROMANT
6.50	.256	20.4	.803	3	8	860.1-0650-020A1-NM	★	8.0	.315	79	3.110	78.1	3.075	34	1.339	0.9	.035	20	290	DIN 6537 K
6.50	.256	52.9	2.083	8	8	860.1-0650-052A1-NM	★	8.0	.315	121	4.764	120.1	4.728	80	3.150	0.9	.035	20	290	COROMANT
6.60	.260	20.7	.815	3	8	860.1-0660-020A1-NM	★	8.0	.315	79	3.110	78.1	3.075	34	1.339	0.9	.035	20	290	DIN 6537 K
6.60	.260	53.7	2.114	8	8	860.1-0660-053A1-NM	★	8.0	.315	121	4.764	120.1	4.728	80	3.150	0.9	.035	20	290	COROMANT
6.75	.266	21.1	.831	3	8	860.1-0675-020A1-NM	★	8.0	.315	79	3.110	78.1	3.075	34	1.339	0.9	.035	20	290	DIN 6537 K
6.75	.266	54.9	2.161	8	8	860.1-0675-054A1-NM	★	8.0	.315	121	4.764	120.1	4.728	80	3.150	0.9	.035	20	290	COROMANT
6.80	.268	21.3	.839	3	8	860.1-0680-020A1-NM	★	8.0	.315	79	3.110	78.1	3.075	34	1.339	0.9	.035	20	290	DIN 6537 K
6.80	.268	55.3	2.177	8	8	860.1-0680-054A1-NM	★	8.0	.315	121	4.764	120.1	4.728	80	3.150	0.9	.035	20	290	COROMANT
7.00	.276	21.9	.862	3	8	860.1-0700-021A1-NM	★	8.0	.315	79	3.110	78.1	3.075	34	1.339	0.9	.035	20	290	DIN 6537 K
7.00	.276	56.9	2.240	8	8	860.1-0700-056A1-NM	★	8.0	.315	121	4.764	120.1	4.728	80	3.150	0.9	.035	20	290	COROMANT

B76 E9 E28 E14

SPA

Broca de metal duro integral CoroDrill® 860

Para aluminio

Suministro de refrigerante interior

TCHA H7
SIG 130°

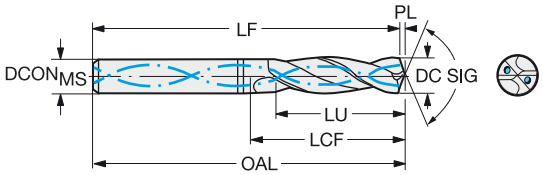

DC	DC"	LU	LU"	ULDR	CZC_{MS}	Código de pedido	N	H10F	Dimensiones, mm, pulg. $DCON_{MS}$	$DCON_{MS}$"	OAL	OAL"	LF	LF"	LCF	LCF"	PL	PL"	BAR	PSI	BSG
7.14	.281	22.4	.882	3	8	860.1-0714-021A1-NM	★		8.0	.315	79	3.110	78.0	3.071	41	1.614	1.0	.039	20	290	DIN 6537 K
7.30	.287	22.9	.902	3	8	860.1-0730-022A1-NM	★		8.0	.315	79	3.110	78.0	3.071	41	1.614	1.0	.039	20	290	DIN 6537 K
7.30	.287	59.4	2.339	8	8	860.1-0730-058A1-NM	★		8.0	.315	121	4.764	120.0	4.724	80	3.150	1.0	.039	20	290	COROMANT
7.40	.291	23.2	.913	3	8	860.1-0740-022A1-NM	★		8.0	.315	79	3.110	78.0	3.071	41	1.614	1.0	.039	20	290	DIN 6537 K
7.40	.291	60.2	2.370	8	8	860.1-0740-059A1-NM	★		8.0	.315	121	4.764	120.0	4.724	80	3.150	1.0	.039	20	290	COROMANT
7.50	.295	23.5	.925	3	8	860.1-0750-023A1-NM	★		8.0	.315	79	3.110	78.0	3.071	41	1.614	1.0	.039	20	290	DIN 6537 K
7.50	.295	61.0	2.402	8	8	860.1-0750-060A1-NM	★		8.0	.315	121	4.764	120.0	4.724	80	3.150	1.0	.039	20	290	COROMANT
7.94	.313	24.9	.980	3	8	860.1-0794-024A1-NM	★		8.0	.315	79	3.110	77.9	3.067	41	1.614	1.1	.043	20	290	DIN 6537 K
7.94	.313	64.6	2.543	8	8	860.1-0794-064A1-NM	★		8.0	.315	121	4.764	119.9	4.720	80	3.150	1.1	.043	20	290	COROMANT
8.00	.315	25.1	.988	3	8	860.1-0800-024A1-NM	★		8.0	.315	79	3.110	77.9	3.067	41	1.614	1.1	.043	20	290	DIN 6537 K
8.00	.315	65.1	2.563	8	8	860.1-0800-064A1-NM	★		8.0	.315	121	4.764	119.9	4.720	80	3.150	1.1	.043	20	290	COROMANT
8.33	.328	26.1	1.028	3	10	860.1-0833-025A1-NM	★		10.0	.394	89	3.504	87.9	3.461	47	1.850	1.1	.043	20	290	DIN 6537 K
8.33	.328	67.8	2.669	8	10	860.1-0833-067A1-NM	★		10.0	.394	145	5.709	143.9	5.665	100	3.937	1.1	.043	20	290	COROMANT
8.50	.335	26.6	1.047	3	10	860.1-0850-026A1-NM	★		10.0	.394	89	3.504	87.9	3.461	47	1.850	1.1	.043	20	290	DIN 6537 K
8.50	.335	69.1	2.720	8	10	860.1-0850-068A1-NM	★		10.0	.394	145	5.709	143.9	5.665	100	3.937	1.1	.043	20	290	COROMANT
8.60	.339	27.0	1.063	3	10	860.1-0860-026A1-NM	★		10.0	.394	89	3.504	87.8	3.457	47	1.850	1.2	.047	20	290	DIN 6537 K
8.60	.339	70.0	2.756	8	10	860.1-0860-069A1-NM	★		10.0	.394	145	5.709	143.8	5.661	100	3.937	1.2	.047	20	290	COROMANT
8.70	.343	70.8	2.787	8	10	860.1-0870-070A1-NM	★		10.0	.394	145	5.709	143.8	5.661	100	3.937	1.2	.047	20	290	COROMANT
8.80	.346	27.6	1.087	3	10	860.1-0880-026A1-NM	★		10.0	.394	89	3.504	87.8	3.457	47	1.850	1.2	.047	20	290	DIN 6537 K
8.80	.346	71.6	2.819	8	10	860.1-0880-070A1-NM	★		10.0	.394	145	5.709	143.8	5.661	100	3.937	1.2	.047	20	290	COROMANT
9.00	.354	28.2	1.110	3	10	860.1-0900-027A1-NM	★		10.0	.394	89	3.504	87.8	3.457	47	1.850	1.2	.047	20	290	DIN 6537 K
9.00	.354	73.2	2.882	8	10	860.1-0900-072A1-NM	★		10.0	.394	145	5.709	143.8	5.661	100	3.937	1.2	.047	20	290	COROMANT
9.13	.359	74.2	2.921	8	10	860.1-0913-073A1-NM	★		10.0	.394	145	5.709	143.8	5.661	100	3.937	1.2	.047	20	290	COROMANT
9.30	.366	29.1	1.146	3	10	860.1-0930-028A1-NM	★		10.0	.394	89	3.504	87.8	3.457	47	1.850	1.2	.047	20	290	DIN 6537 K
9.30	.366	75.6	2.976	8	10	860.1-0930-074A1-NM	★		10.0	.394	145	5.709	143.8	5.661	100	3.937	1.2	.047	20	290	COROMANT
9.50	.374	29.8	1.173	3	10	860.1-0950-029A1-NM	★		10.0	.394	89	3.504	87.7	3.453	47	1.850	1.3	.051	20	290	DIN 6537 K
9.50	.374	77.3	3.043	8	10	860.1-0950-076A1-NM	★		10.0	.394	145	5.709	143.7	5.657	100	3.937	1.3	.051	20	290	COROMANT
9.53	.375	29.9	1.177	3	10	860.1-0953-029A1-NM	★		10.0	.394	89	3.504	87.7	3.453	47	1.850	1.3	.051	20	290	DIN 6537 K
9.53	.375	77.5	3.051	8	10	860.1-0953-076A1-NM	★		10.0	.394	145	5.709	143.7	5.657	100	3.937	1.3	.051	20	290	COROMANT
9.92	.391	80.7	3.177	8	10	860.1-0992-079A1-NM	★		10.0	.394	145	5.709	143.7	5.657	100	3.937	1.3	.051	20	290	COROMANT
10.00	.394	31.3	1.232	3	10	860.1-1000-030A1-NM	★		10.0	.394	89	3.504	87.7	3.453	47	1.850	1.3	.051	20	290	DIN 6537 K
10.00	.394	81.3	3.201	8	10	860.1-1000-080A1-NM	★		10.0	.394	145	5.709	143.7	5.657	100	3.937	1.3	.051	20	290	COROMANT
10.20	.402	32.0	1.260	3	12	860.1-1020-031A1-NM	★		12.0	.472	102	4.016	100.6	3.961	55	2.165	1.4	.055	20	290	DIN 6537 K
10.20	.402	83.0	3.268	8	12	860.1-1020-082A1-NM	★		12.0	.472	171	6.732	169.6	6.677	120	4.724	1.4	.055	20	290	COROMANT
10.30	.406	32.3	1.272	3	12	860.1-1030-031A1-NM	★		12.0	.472	102	4.016	100.6	3.961	55	2.165	1.4	.055	20	290	DIN 6537 K
10.30	.406	83.8	3.299	8	12	860.1-1030-082A1-NM	★		12.0	.472	171	6.732	169.6	6.677	120	4.724	1.4	.055	20	290	COROMANT
10.50	.413	32.9	1.295	3	12	860.1-1050-032A1-NM	★		12.0	.472	102	4.016	100.6	3.961	55	2.165	1.4	.055	20	290	DIN 6537 K
10.50	.413	85.4	3.362	8	12	860.1-1050-084A1-NM	★		12.0	.472	171	6.732	169.6	6.677	120	4.724	1.4	.055	20	290	COROMANT
10.72	.422	33.6	1.323	3	12	860.1-1072-032A1-NM	★		12.0	.472	102	4.016	100.6	3.961	55	2.165	1.4	.055	20	290	DIN 6537 K
10.72	.422	87.2	3.433	8	12	860.1-1072-086A1-NM	★		12.0	.472	171	6.732	169.6	6.677	120	4.724	1.4	.055	20	290	COROMANT
10.80	.425	87.8	3.457	8	12	860.1-1080-086A1-NM	★		12.0	.472	171	6.732	169.6	6.677	120	4.724	1.4	.055	20	290	COROMANT
11.00	.433	34.5	1.358	3	12	860.1-1100-033A1-NM	★		12.0	.472	102	4.016	100.5	3.957	55	2.165	1.5	.059	20	290	DIN 6537 K
11.00	.433	89.5	3.524	8	12	860.1-1100-088A1-NM	★		12.0	.472	171	6.732	169.5	6.673	120	4.724	1.5	.059	20	290	COROMANT
11.10	.437	34.8	1.370	3	12	860.1-1110-033A1-NM	★		12.0	.472	102	4.016	100.5	3.957	55	2.165	1.5	.059	20	290	DIN 6537 K
11.10	.437	90.3	3.555	8	12	860.1-1110-089A1-NM	★		12.0	.472	171	6.732	169.5	6.673	120	4.724	1.5	.059	20	290	COROMANT
11.11	.437	34.8	1.370	3	12	860.1-1111-033A1-NM	★		12.0	.472	102	4.016	100.5	3.957	55	2.165	1.5	.059	20	290	DIN 6537 K
11.20	.441	35.1	1.382	3	12	860.1-1120-034A1-NM	★		12.0	.472	102	4.016	100.5	3.957	55	2.165	1.5	.059	20	290	DIN 6537 K
11.20	.441	91.1	3.587	8	12	860.1-1120-090A1-NM	★		12.0	.472	171	6.732	169.5	6.673	120	4.724	1.5	.059	20	290	COROMANT
11.50	.453	93.5	3.681	8	12	860.1-1150-092A1-NM	★		12.0	.472	171	6.732	169.5	6.673	120	4.724	1.5	.059	20	290	COROMANT
11.80	.465	37.0	1.457	3	12	860.1-1180-035A1-NM	★		12.0	.472	102	4.016	100.4	3.953	55	2.165	1.6	.063	20	290	DIN 6537 K
11.80	.465	96.0	3.780	8	12	860.1-1180-094A1-NM	★		12.0	.472	171	6.732	169.4	6.669	120	4.724	1.6	.063	20	290	COROMANT

B76 E9 E28 E14

Broca de metal duro integral CoroDrill® 860

Para aluminio

Suministro de refrigerante interior

TCHA H7
SIG 130°

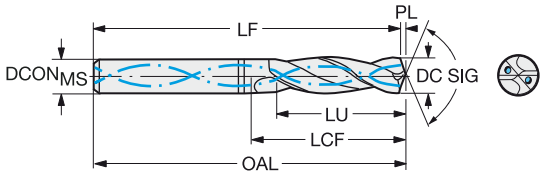

DC	DC"	LU	LU"	ULDR	CZC_{MS}	Código de pedido	N / H10F	Dimensiones, mm, pulg. $DCON_{MS}$	$DCON_{MS}$"	OAL	OAL"	LF	LF"	LCF	LCF"	PL	PL"	BAR	PSI	BSG
12.00	.472	37.6	1.480	3	12	**860.1-1200-036A1-NM**	★	12.0	.472	102	4.016	100.4	3.953	55	2.165	1.6	.063	20	290	DIN 6537 K
12.00	.472	97.6	3.843	8	12	**860.1-1200-096A1-NM**	★	12.0	.472	171	6.732	169.4	6.669	120	4.724	1.6	.063	20	290	COROMANT
12.10	.476	37.9	1.492	3	14	**860.1-1210-036A1-NM**	★	14.0	.551	107	4.213	105.4	4.150	60	2.362	1.6	.063	20	290	DIN 6537 K
12.30	.484	100.1	3.941	8	14	**860.1-1230-098A1-NM**	★	14.0	.551	190	7.480	188.4	7.417	140	5.512	1.6	.063	20	290	COROMANT
12.50	.492	39.2	1.543	3	14	**860.1-1250-038A1-NM**	★	14.0	.551	107	4.213	105.3	4.146	60	2.362	1.7	.067	20	290	DIN 6537 K
12.50	.492	101.7	4.004	8	14	**860.1-1250-100A1-NM**	★	14.0	.551	190	7.480	188.3	7.413	140	5.512	1.7	.067	20	290	COROMANT
12.70	.500	39.8	1.567	3	14	**860.1-1270-038A1-NM**	★	14.0	.551	107	4.213	105.3	4.146	60	2.362	1.7	.067	20	290	DIN 6537 K
12.70	.500	103.3	4.067	8	14	**860.1-1270-102A1-NM**	★	14.0	.551	190	7.480	188.3	7.413	140	5.512	1.7	.067	20	290	COROMANT
13.00	.512	40.7	1.602	3	14	**860.1-1300-039A1-NM**	★	14.0	.551	107	4.213	105.3	4.146	60	2.362	1.7	.067	20	290	DIN 6537 K
13.00	.512	105.7	4.161	8	14	**860.1-1300-104A1-NM**	★	14.0	.551	190	7.480	188.3	7.413	140	5.512	1.7	.067	20	290	COROMANT
13.10	.516	41.0	1.614	3	14	**860.1-1310-039A1-NM**	★	14.0	.551	107	4.213	105.2	4.142	60	2.362	1.8	.071	20	290	DIN 6537 K
13.10	.516	106.5	4.193	8	14	**860.1-1310-105A1-NM**	★	14.0	.551	190	7.480	188.2	7.409	140	5.512	1.8	.071	20	290	COROMANT
13.50	.531	42.3	1.665	3	14	**860.1-1350-041A1-NM**	★	14.0	.551	107	4.213	105.2	4.142	60	2.362	1.8	.071	20	290	DIN 6537 K
13.50	.531	109.8	4.323	8	14	**860.1-1350-108A1-NM**	★	14.0	.551	190	7.480	188.2	7.409	140	5.512	1.8	.071	20	290	COROMANT
13.89	.547	43.3	1.705	3	14	**860.1-1389-042A1-NM**	★	14.0	.551	107	4.213	105.1	4.138	60	2.362	1.9	.075	20	290	DIN 6537 K
14.00	.551	43.9	1.728	3	14	**860.1-1400-042A1-NM**	★	14.0	.551	107	4.213	105.1	4.138	60	2.362	1.9	.075	20	290	DIN 6537 K
14.00	.551	113.9	4.484	8	14	**860.1-1400-112A1-NM**	★	14.0	.551	190	7.480	188.1	7.406	140	5.512	1.9	.075	20	290	COROMANT
14.20	.559	44.5	1.752	3	16	**860.1-1420-043A1-NM**	★	16.0	.630	115	4.528	113.1	4.453	65	2.559	1.9	.075	20	290	DIN 6537 K
14.29	.563	44.8	1.764	3	16	**860.1-1429-043A1-NM**	★	16.0	.630	115	4.528	113.1	4.453	65	2.559	1.9	.075	20	290	DIN 6537 K
14.50	.571	45.4	1.787	3	16	**860.1-1450-044A1-NM**	★	16.0	.630	115	4.528	113.1	4.453	65	2.559	1.9	.075	20	290	DIN 6537 K
14.50	.571	117.9	4.642	8	16	**860.1-1450-116A1-NM**	★	16.0	.630	213	8.386	211.1	8.311	160	6.299	1.9	.075	20	290	COROMANT
14.68	.578	119.4	4.701	8	16	**860.1-1468-117A1-NM**	★	16.0	.630	213	8.386	211.0	8.307	160	6.299	2.0	.079	20	290	COROMANT
14.75	.581	46.2	1.819	3	16	**860.1-1475-044A1-NM**	★	16.0	.630	115	4.528	113.0	4.449	65	2.559	2.0	.079	20	290	DIN 6537 K
15.00	.591	47.0	1.850	3	16	**860.1-1500-045A1-NM**	★	16.0	.630	115	4.528	113.0	4.449	65	2.559	2.0	.079	20	290	DIN 6537 K
15.00	.591	122.0	4.803	8	16	**860.1-1500-120A1-NM**	★	16.0	.630	213	8.386	211.0	8.307	160	6.299	2.0	.079	20	290	COROMANT
15.50	.610	48.6	1.913	3	16	**860.1-1550-047A1-NM**	★	16.0	.630	115	4.528	112.9	4.445	65	2.559	2.1	.083	20	290	DIN 6537 K
15.50	.610	126.1	4.965	8	16	**860.1-1550-124A1-NM**	★	16.0	.630	213	8.386	210.9	8.303	160	6.299	2.1	.083	20	290	COROMANT
16.00	.630	49.0	1.929	3	16	**860.1-1600-048A1-NM**	★	16.0	.630	115	4.528	112.9	4.445	65	2.559	2.1	.083	20	290	DIN 6537 K
16.00	.630	130.1	5.122	8	16	**860.1-1600-128A1-NM**	★	16.0	.630	213	8.386	210.9	8.303	160	6.299	2.1	.083	20	290	COROMANT
17.00	.669	53.3	2.098	3	18	**860.1-1700-051A1-NM**	★	18.0	.709	123	4.843	120.7	4.752	73	2.874	2.3	.091	20	290	DIN 6537 K
17.00	.669	138.3	5.445	8	18	**860.1-1700-136A1-NM**	★	18.0	.709	234	9.213	231.7	9.122	180	7.087	2.3	.091	20	290	COROMANT
17.50	.689	54.8	2.157	3	18	**860.1-1750-053A1-NM**	★	18.0	.709	123	4.843	120.7	4.752	73	2.874	2.3	.091	20	290	DIN 6537 K

B76 E9 E28 E14

CoroDrill® 860-SM

Taladrado optimizado para aleaciones con base de níquel y aleaciones con base de titanio

O C

Aplicación

- Herramientas de taladrado adecuadas para aleaciones con base de cromo de cobalto, níquel y titanio.
- Hasta 5 veces el diámetro.
- Tolerancia del agujero: H9
- Optimizadas para aplicaciones de alto rendimiento.

Área de aplicación ISO:

S

Características y ventajas

- Fiabilidad y seguridad del proceso.
- Vida útil de la herramienta predecible.
- Excelente repetibilidad.
- Un producto acreditado por la industria con un servicio de reacondicionamiento de gran calidad.
- Geometría exclusiva para ISO S que ofrece un control de la viruta seguro.

www.sandvik.coromant.com/corodrillr860

Recomendaciones

Sujeción de la herramienta estable con CoroChuck™ 930
Presión de refrigerante de 20 bar
Sujeción rígida de la pieza

Para ver adaptadores portapinzas, consulte nuestro catálogo de herramientas rotativas.

Broca de metal duro integral CoroDrill® 860

Para superaleaciones termorresistentes

Suministro de refrigerante interior

TCHA H9
SIG 140°

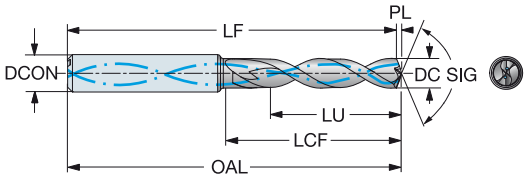

DC	DC"	LU	LU"	ULDR	CZC_{MS}	Código de pedido	S	1210	$DCON_{MS}$	$DCON_{MS}$"	OAL	OAL"	LF	LF"	LCF	LCF"	PL	PL"	BAR	PSI	BSG
									Dimensiones, mm, pulg.												
3.00	.118	9.5	.374	3	6	860.1-0300-009A1-SM	★		6.0	.236	62	2.441	61.5	2.421	20	.787	0.6	.022	20	290	DIN 6537 K
3.00	.118	15.5	.610	5	6	860.1-0300-015A1-SM	★		6.0	.236	66	2.598	65.5	2.579	28	1.102	0.6	.022	20	290	DIN 6537 L
3.10	.122	9.9	.390	3	6	860.1-0310-009A1-SM	★		6.0	.236	62	2.441	61.5	2.420	20	.787	0.6	.022	20	290	DIN 6537 K
3.17	.125	16.4	.646	5	6	860.1-0317-016A1-SM	★		6.0	.236	66	2.598	65.5	2.578	28	1.102	0.6	.023	20	290	DIN 6537 L
3.18	.125	10.1	.398	3	6	860.1-0318-010A1-SM	★		6.0	.236	62	2.441	61.5	2.420	20	.787	0.6	.023	20	290	DIN 6537 K
3.20	.126	10.2	.402	3	6	860.1-0320-010A1-SM	★		6.0	.236	62	2.441	61.5	2.420	20	.787	0.6	.023	20	290	DIN 6537 K
3.20	.126	16.6	.654	5	6	860.1-0320-016A1-SM	★		6.0	.236	66	2.598	65.5	2.577	28	1.102	0.6	.023	20	290	DIN 6537 L
3.30	.130	10.5	.413	3	6	860.1-0330-010A1-SM	★		6.0	.236	62	2.441	61.5	2.419	20	.787	0.6	.024	20	290	DIN 6537 K
3.30	.130	17.1	.673	5	6	860.1-0330-017A1-SM	★		6.0	.236	66	2.598	65.5	2.577	28	1.102	0.6	.024	20	290	DIN 6537 L
3.40	.134	10.8	.425	3	6	860.1-0340-010A1-SM	★		6.0	.236	62	2.441	61.4	2.419	20	.787	0.6	.024	20	290	DIN 6537 K
3.50	.138	11.1	.437	3	6	860.1-0350-011A1-SM	★		6.0	.236	62	2.441	61.4	2.418	20	.787	0.6	.025	20	290	DIN 6537 K
3.50	.138	18.1	.713	5	6	860.1-0350-018A1-SM	★		6.0	.236	66	2.598	65.4	2.575	28	1.102	0.6	.025	20	290	DIN 6537 L
3.57	.141	11.4	.449	3	6	860.1-0357-011A1-SM	★		6.0	.236	62	2.441	61.4	2.417	20	.787	0.7	.026	20	290	DIN 6537 K
3.60	.142	11.5	.453	3	6	860.1-0360-011A1-SM	★		6.0	.236	62	2.441	61.4	2.417	20	.787	0.7	.026	20	290	DIN 6537 K
3.70	.146	11.8	.465	3	6	860.1-0370-011A1-SM	★		6.0	.236	62	2.441	61.4	2.417	20	.787	0.7	.026	20	290	DIN 6537 K
3.70	.146	19.2	.756	5	6	860.1-0370-019A1-SM	★		6.0	.236	66	2.598	65.4	2.574	28	1.102	0.7	.026	20	290	DIN 6537 L
3.80	.150	11.7	.461	3	6	860.1-0380-011A1-SM	★		6.0	.236	66	2.598	65.4	2.573	20	.787	0.7	.027	20	290	DIN 6537 K
3.90	.154	11.6	.457	2	6	860.1-0390-011A1-SM	★		6.0	.236	66	2.598	65.4	2.573	20	.787	0.7	.028	20	290	DIN 6537 K
3.90	.154	19.6	.772	5	6	860.1-0390-019A1-SM	★		6.0	.236	74	2.913	73.4	2.888	28	1.102	0.7	.028	20	290	DIN 6537 L
4.00	.157	12.7	.500	3	6	860.1-0400-012A1-SM	★		6.0	.236	66	2.598	65.3	2.572	24	.945	0.7	.029	20	290	DIN 6537 K
4.00	.157	20.7	.815	5	6	860.1-0400-020A1-SM	★		6.0	.236	74	2.913	73.3	2.887	36	1.417	0.7	.029	20	290	DIN 6537 L
4.10	.161	13.0	.512	3	6	860.1-0410-013A1-SM	★		6.0	.236	66	2.598	65.3	2.571	24	.945	0.8	.030	20	290	DIN 6537 K
4.15	.163	21.5	.846	5	6	860.1-0415-021A1-SM	★		6.0	.236	74	2.913	73.3	2.886	36	1.417	0.8	.030	20	290	DIN 6537 L
4.20	.165	13.4	.528	3	6	860.1-0420-013A1-SM	★		6.0	.236	66	2.598	65.3	2.571	24	.945	0.8	.030	20	290	DIN 6537 K
4.20	.165	21.8	.858	5	6	860.1-0420-021A1-SM	★		6.0	.236	74	2.913	73.3	2.886	36	1.417	0.8	.030	20	290	DIN 6537 L
4.30	.169	13.7	.539	3	6	860.1-0430-013A1-SM	★		6.0	.236	66	2.598	65.3	2.570	24	.945	0.8	.031	20	290	DIN 6537 K
4.37	.172	13.9	.547	3	6	860.1-0437-013A1-SM	★		6.0	.236	66	2.598	65.3	2.570	24	.945	0.8	.031	20	290	DIN 6537 K
4.40	.173	22.8	.898	5	6	860.1-0440-022A1-SM	★		6.0	.236	74	2.913	73.3	2.884	36	1.417	0.8	.031	20	290	DIN 6537 L
4.50	.177	14.3	.563	3	6	860.1-0450-014A1-SM	★		6.0	.236	66	2.598	65.3	2.569	24	.945	0.8	.032	20	290	DIN 6537 K
4.50	.177	23.3	.917	5	6	860.1-0450-023A1-SM	★		6.0	.236	74	2.913	73.3	2.884	36	1.417	0.8	.032	20	290	DIN 6537 L
4.60	.181	14.6	.575	3	6	860.1-0460-014A1-SM	★		6.0	.236	66	2.598	65.2	2.568	24	.945	0.8	.033	20	290	DIN 6537 K
4.60	.181	23.8	.937	5	6	860.1-0460-023A1-SM	★		6.0	.236	74	2.913	73.2	2.883	36	1.417	0.8	.033	20	290	DIN 6537 L
4.70	.185	15.0	.591	3	6	860.1-0470-014A1-SM	★		6.0	.236	66	2.598	65.2	2.567	24	.945	0.9	.034	20	290	DIN 6537 K
4.70	.185	24.4	.961	5	6	860.1-0470-024A1-SM	★		6.0	.236	74	2.913	73.2	2.882	36	1.417	0.9	.034	20	290	DIN 6537 L
4.76	.187	13.6	.535	2	6	860.1-0476-013A1-SM	★		6.0	.236	66	2.598	65.2	2.567	24	.945	0.9	.034	20	290	DIN 6537 K
4.76	.187	24.7	.972	5	6	860.1-0476-024A1-SM	★		6.0	.236	82	3.228	81.2	3.197	36	1.417	0.9	.034	20	290	DIN 6537 L
4.80	.189	15.3	.602	3	6	860.1-0480-015A1-SM	★		6.0	.236	66	2.598	65.2	2.567	28	1.102	0.9	.034	20	290	DIN 6537 K
4.80	.189	24.9	.980	5	6	860.1-0480-024A1-SM	★		6.0	.236	82	3.228	81.2	3.197	36	1.417	0.9	.034	20	290	DIN 6537 L
4.90	.193	15.6	.614	3	6	860.1-0490-015A1-SM	★		6.0	.236	66	2.598	65.2	2.566	28	1.102	0.9	.035	20	290	DIN 6537 K
4.90	.193	25.4	1.000	5	6	860.1-0490-025A1-SM	★		6.0	.236	82	3.228	81.2	3.196	44	1.732	0.9	.035	20	290	DIN 6537 L
5.00	.197	15.9	.626	3	6	860.1-0500-015A1-SM	★		6.0	.236	66	2.598	65.2	2.565	28	1.102	0.9	.036	20	290	DIN 6537 K
5.00	.197	25.9	1.020	5	6	860.1-0500-025A1-SM	★		6.0	.236	82	3.228	81.2	3.195	44	1.732	0.9	.036	20	290	DIN 6537 L
5.10	.201	16.2	.638	3	6	860.1-0510-016A1-SM	★		6.0	.236	66	2.598	65.2	2.565	28	1.102	0.9	.037	20	290	DIN 6537 K
5.10	.201	26.4	1.039	5	6	860.1-0510-026A1-SM	★		6.0	.236	82	3.228	81.2	3.195	44	1.732	0.9	.037	20	290	DIN 6537 L
5.16	.203	16.4	.646	3	6	860.1-0516-016A1-SM	★		6.0	.236	66	2.598	65.1	2.565	28	1.102	0.9	.037	20	290	DIN 6537 K
5.20	.205	16.5	.650	3	6	860.1-0520-016A1-SM	★		6.0	.236	66	2.598	65.1	2.564	28	1.102	1.0	.037	20	290	DIN 6537 K
5.25	.207	16.7	.657	3	6	860.1-0525-016A1-SM	★		6.0	.236	66	2.598	65.1	2.564	28	1.102	1.0	.038	20	290	DIN 6537 K
5.30	.209	16.9	.665	3	6	860.1-0530-016A1-SM	★		6.0	.236	66	2.598	65.1	2.563	28	1.102	1.0	.038	20	290	DIN 6537 K
5.30	.209	27.5	1.083	5	6	860.1-0530-027A1-SM	★		6.0	.236	82	3.228	81.1	3.193	44	1.732	1.0	.038	20	290	DIN 6537 L
5.40	.213	17.2	.677	3	6	860.1-0540-017A1-SM	★		6.0	.236	66	2.598	65.1	2.563	28	1.102	1.0	.039	20	290	DIN 6537 K
5.50	.217	17.5	.689	3	6	860.1-0550-017A1-SM	★		6.0	.236	66	2.598	65.1	2.562	28	1.102	1.0	.039	20	290	DIN 6537 K
5.50	.217	28.5	1.122	5	6	860.1-0550-028A1-SM	★		6.0	.236	82	3.228	81.1	3.192	44	1.732	1.0	.039	20	290	DIN 6537 L

B76 E9 E28 E14

SPA

Broca de metal duro integral CoroDrill® 860

Para superaleaciones termorresistentes

Suministro de refrigerante interior

TCHA H9
SIG 140°

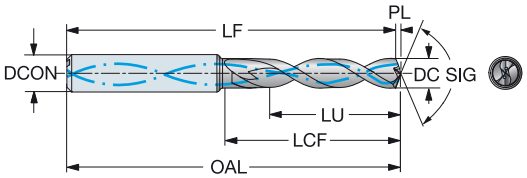

DC	DC"	LU	LU"	ULDR	CZC_{MS}	Código de pedido	S 1210	$DCON_{MS}$	$DCON_{MS}$"	OAL	OAL"	LF	LF"	LCF	LCF"	PL	PL"	BAR	PSI	BSG
								Dimensiones, mm, pulg.												
5.55	.219	17.6	.693	3	6	860.1-0555-017A1-SM	★	6.0	.236	66	2.598	65.1	2.562	28	1.102	1.0	.040	20	290	DIN 6537 K
5.56	.219	17.6	.693	3	6	860.1-0556-017A1-SM	★	6.0	.236	66	2.598	65.1	2.562	28	1.102	1.0	.040	20	290	DIN 6537 K
5.56	.219	28.8	1.134	5	6	860.1-0556-028A1-SM	★	6.0	.236	82	3.228	81.1	3.192	44	1.732	1.0	.040	20	290	DIN 6537 L
5.60	.220	17.6	.693	3	6	860.1-0560-017A1-SM	★	6.0	.236	66	2.598	65.1	2.561	28	1.102	1.0	.040	20	290	DIN 6537 K
5.60	.220	29.0	1.142	5	6	860.1-0560-029A1-SM	★	6.0	.236	82	3.228	81.1	3.191	44	1.732	1.0	.040	20	290	DIN 6537 L
5.70	.224	17.6	.693	3	6	860.1-0570-017A1-SM	★	6.0	.236	66	2.598	65.1	2.561	28	1.102	1.0	.041	20	290	DIN 6537 K
5.70	.224	29.5	1.161	5	6	860.1-0570-029A1-SM	★	6.0	.236	82	3.228	81.1	3.191	44	1.732	1.0	.041	20	290	DIN 6537 L
5.80	.228	17.7	.697	3	6	860.1-0580-017A1-SM	★	6.0	.236	66	2.598	65.0	2.560	28	1.102	1.1	.042	20	290	DIN 6537 K
5.80	.228	30.1	1.185	5	6	860.1-0580-030A1-SM	★	6.0	.236	82	3.228	81.0	3.190	60	2.362	1.1	.042	20	290	DIN 6537 L
5.95	.234	17.7	.697	2	6	860.1-0595-017A1-SM	★	6.0	.236	66	2.598	65.0	2.559	28	1.102	1.1	.043	20	290	DIN 6537 K
6.00	.236	19.1	.752	3	6	860.1-0600-019A1-SM	★	6.0	.236	66	2.598	65.0	2.559	34	1.339	1.1	.043	20	290	DIN 6537 K
6.00	.236	31.1	1.224	5	6	860.1-0600-031A1-SM	★	6.0	.236	82	3.228	81.0	3.189	44	1.732	1.1	.043	20	290	DIN 6537 L
6.10	.240	19.4	.764	3	8	860.1-0610-019A1-SM	★	8.0	.315	79	3.110	78.0	3.070	34	1.339	1.1	.044	20	290	DIN 6537 K
6.10	.240	31.6	1.244	5	8	860.1-0610-031A1-SM	★	8.0	.315	91	3.583	90.0	3.543	53	2.087	1.1	.044	20	290	DIN 6537 L
6.20	.244	19.7	.776	3	8	860.1-0620-019A1-SM	★	8.0	.315	79	3.110	78.0	3.069	34	1.339	1.1	.044	20	290	DIN 6537 K
6.20	.244	32.1	1.264	5	8	860.1-0620-032A1-SM	★	8.0	.315	91	3.583	90.0	3.542	53	2.087	1.1	.044	20	290	DIN 6537 L
6.35	.250	20.2	.795	3	8	860.1-0635-020A1-SM	★	8.0	.315	79	3.110	77.9	3.069	34	1.339	1.2	.046	20	290	DIN 6537 K
6.35	.250	32.9	1.295	5	8	860.1-0635-032A1-SM	★	8.0	.315	91	3.583	89.9	3.541	53	2.087	1.2	.046	20	290	DIN 6537 L
6.40	.252	20.4	.803	3	8	860.1-0640-020A1-SM	★	8.0	.315	79	3.110	77.9	3.068	34	1.339	1.2	.046	20	290	DIN 6537 K
6.40	.252	33.2	1.307	5	8	860.1-0640-033A1-SM	★	8.0	.315	91	3.583	89.9	3.541	53	2.087	1.2	.046	20	290	DIN 6537 L
6.50	.256	20.7	.815	3	8	860.1-0650-020A1-SM	★	8.0	.315	79	3.110	77.9	3.067	34	1.339	1.2	.046	20	290	DIN 6537 K
6.50	.256	33.7	1.327	5	8	860.1-0650-033A1-SM	★	8.0	.315	91	3.583	89.9	3.540	53	2.087	1.2	.046	20	290	DIN 6537 L
6.60	.260	21.0	.827	3	8	860.1-0660-021A1-SM	★	8.0	.315	79	3.110	77.9	3.067	34	1.339	1.2	.047	20	290	DIN 6537 K
6.60	.260	34.2	1.346	5	8	860.1-0660-034A1-SM	★	8.0	.315	91	3.583	89.9	3.539	44	1.732	1.2	.047	20	290	DIN 6537 L
6.70	.264	21.3	.839	3	8	860.1-0670-021A1-SM	★	8.0	.315	79	3.110	77.9	3.066	34	1.339	1.2	.048	20	290	DIN 6537 K
6.70	.264	34.7	1.366	5	8	860.1-0670-034A1-SM	★	8.0	.315	91	3.583	89.9	3.539	53	2.087	1.2	.048	20	290	DIN 6537 L
6.80	.268	21.6	.850	3	8	860.1-0680-021A1-SM	★	8.0	.315	79	3.110	77.9	3.065	34	1.339	1.2	.049	20	290	DIN 6537 K
6.80	.268	35.2	1.386	5	8	860.1-0680-035A1-SM	★	8.0	.315	91	3.583	89.9	3.538	53	2.087	1.2	.049	20	290	DIN 6537 L
6.90	.272	21.6	.850	3	8	860.1-0690-021A1-SM	★	8.0	.315	79	3.110	77.8	3.065	34	1.339	1.3	.050	20	290	DIN 6537 K
6.90	.272	35.8	1.409	5	8	860.1-0690-035A1-SM	★	8.0	.315	91	3.583	89.8	3.537	53	2.087	1.3	.050	20	290	DIN 6537 L
7.00	.276	21.6	.850	3	8	860.1-0700-021A1-SM	★	8.0	.315	79	3.110	77.8	3.064	34	1.339	1.3	.050	20	290	DIN 6537 K
7.00	.276	36.3	1.429	5	8	860.1-0700-036A1-SM	★	8.0	.315	91	3.583	89.8	3.537	53	2.087	1.3	.050	20	290	DIN 6537 L
7.10	.280	22.6	.890	3	8	860.1-0710-022A1-SM	★	8.0	.315	79	3.110	77.8	3.063	41	1.614	1.3	.051	20	290	DIN 6537 K
7.10	.280	36.8	1.449	5	8	860.1-0710-036A1-SM	★	8.0	.315	91	3.583	89.8	3.536	53	2.087	1.3	.051	20	290	DIN 6537 L
7.14	.281	22.7	.894	3	8	860.1-0714-022A1-SM	★	8.0	.315	79	3.110	77.8	3.063	41	1.614	1.3	.051	20	290	DIN 6537 K
7.14	.281	37.0	1.457	5	8	860.1-0714-036A1-SM	★	8.0	.315	91	3.583	89.8	3.535	53	2.087	1.3	.051	20	290	DIN 6537 L
7.20	.283	22.9	.902	3	8	860.1-0720-022A1-SM	★	8.0	.315	79	3.110	77.8	3.063	41	1.614	1.3	.052	20	290	DIN 6537 K
7.20	.283	37.3	1.469	5	8	860.1-0720-037A1-SM	★	8.0	.315	91	3.583	89.8	3.535	53	2.087	1.3	.052	20	290	DIN 6537 L
7.30	.287	23.2	.913	3	8	860.1-0730-023A1-SM	★	8.0	.315	79	3.110	77.8	3.062	41	1.614	1.3	.052	20	290	DIN 6537 K
7.30	.287	37.8	1.488	5	8	860.1-0730-037A1-SM	★	8.0	.315	91	3.583	89.8	3.535	53	2.087	1.3	.052	20	290	DIN 6537 L
7.40	.291	23.5	.925	3	8	860.1-0740-023A1-SM	★	8.0	.315	79	3.110	77.8	3.061	41	1.614	1.4	.053	20	290	DIN 6537 K
7.40	.291	38.3	1.508	5	8	860.1-0740-038A1-SM	★	8.0	.315	91	3.583	89.8	3.534	53	2.087	1.4	.053	20	290	DIN 6537 L
7.50	.295	23.9	.941	3	8	860.1-0750-023A1-SM	★	8.0	.315	79	3.110	77.7	3.061	41	1.614	1.4	.054	20	290	DIN 6537 K
7.50	.295	38.9	1.532	5	8	860.1-0750-038A1-SM	★	8.0	.315	91	3.583	89.7	3.533	53	2.087	1.4	.054	20	290	DIN 6537 L
7.60	.299	24.1	.949	3	8	860.1-0760-023A1-SM	★	8.0	.315	79	3.110	77.7	3.059	41	1.614	1.3	.051	20	290	DIN 6537 K
7.70	.303	24.5	.965	3	8	860.1-0770-024A1-SM	★	8.0	.315	79	3.110	77.7	3.059	41	1.614	1.4	.055	20	290	DIN 6537 K
7.80	.307	24.8	.976	3	8	860.1-0780-024A1-SM	★	8.0	.315	79	3.110	77.7	3.059	41	1.614	1.4	.056	20	290	DIN 6537 K
7.94	.313	25.3	.996	3	8	860.1-0794-025A1-SM	★	8.0	.315	79	3.110	77.7	3.058	41	1.614	1.4	.057	20	290	DIN 6537 K
8.00	.315	25.5	1.004	3	8	860.1-0800-025A1-SM	★	8.0	.315	79	3.110	77.7	3.057	41	1.614	1.5	.057	20	290	DIN 6537 K
8.00	.315	40.9	1.610	5	8	860.1-0800-040A1-SM	★	8.0	.315	91	3.583	89.7	3.530	53	2.087	1.5	.057	20	290	DIN 6537 L
8.10	.319	25.8	1.016	3	10	860.1-0810-025A1-SM	★	10.0	.394	89	3.504	87.6	3.450	47	1.850	1.5	.058	20	290	DIN 6537 K
8.10	.319	42.0	1.654	5	10	860.1-0810-041A1-SM	★	10.0	.394	103	4.055	101.6	4.002	61	2.402	1.5	.058	20	290	DIN 6537 L

B76 E9 E28 E14

Broca de metal duro integral CoroDrill® 860

Para superaleaciones termorresistentes

Suministro de refrigerante interior

TCHA H9
SIG 140°

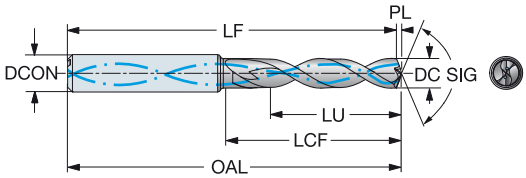

DC	DC"	LU	LU"	ULDR	CZC_{MS}	Código de pedido	S 1210	$DCON_{MS}$	$DCON_{MS}$"	OAL	OAL"	LF	LF"	LCF	LCF"	PL	PL"	BAR	PSI	BSG
								Dimensiones, mm, pulg.												
8.20	.323	26.1	1.028	3	10	860.1-0820-026A1-SM	★	10.0	.394	89	3.504	87.6	3.450	47	1.850	1.5	.059	20	290	DIN 6537 K
8.30	.327	26.4	1.039	3	10	860.1-0830-026A1-SM	★	10.0	.394	89	3.504	87.6	3.449	47	1.850	1.5	.059	20	290	DIN 6537 K
8.33	.328	26.5	1.043	3	10	860.1-0833-026A1-SM	★	10.0	.394	89	3.504	87.6	3.449	47	1.850	1.5	.060	20	290	DIN 6537 K
8.40	.331	26.7	1.051	3	10	860.1-0840-026A1-SM	★	10.0	.394	89	3.504	87.6	3.448	47	1.850	1.5	.060	20	290	DIN 6537 K
8.40	.331	43.5	1.713	5	10	860.1-0840-043A1-SM	★	10.0	.394	103	4.055	101.6	4.000	61	2.402	1.5	.060	20	290	DIN 6537 L
8.45	.333	26.9	1.059	3	10	860.1-0845-026A1-SM	★	10.0	.394	89	3.504	87.6	3.448	47	1.850	1.5	.061	20	290	DIN 6537 K
8.50	.335	27.0	1.063	3	10	860.1-0850-027A1-SM	★	10.0	.394	89	3.504	87.6	3.448	47	1.850	1.6	.061	20	290	DIN 6537 K
8.50	.335	44.0	1.732	5	10	860.1-0850-044A1-SM	★	10.0	.394	103	4.055	101.6	3.999	53	2.087	1.6	.061	20	290	DIN 6537 L
8.60	.339	27.4	1.079	3	10	860.1-0860-027A1-SM	★	10.0	.394	89	3.504	87.6	3.447	47	1.850	1.6	.062	20	290	DIN 6537 K
8.60	.339	44.6	1.756	5	10	860.1-0860-044A1-SM	★	10.0	.394	103	4.055	101.6	3.998	61	2.402	1.6	.062	20	290	DIN 6537 L
8.65	.341	27.5	1.083	3	10	860.1-0865-027A1-SM	★	10.0	.394	89	3.504	87.6	3.447	47	1.850	1.6	.062	20	290	DIN 6537 K
8.70	.343	27.7	1.091	3	10	860.1-0870-027A1-SM	★	10.0	.394	89	3.504	87.5	3.446	47	1.850	1.6	.062	20	290	DIN 6537 K
8.73	.344	27.8	1.094	3	10	860.1-0873-027A1-SM	★	10.0	.394	89	3.504	87.5	3.446	47	1.850	1.6	.063	20	290	DIN 6537 K
8.73	.344	45.2	1.780	5	10	860.1-0873-045A1-SM	★	10.0	.394	103	4.055	101.5	3.998	61	2.402	1.6	.063	20	290	DIN 6537 L
8.80	.346	28.0	1.102	3	10	860.1-0880-028A1-SM	★	10.0	.394	89	3.504	87.5	3.446	47	1.850	1.6	.063	20	290	DIN 6537 K
8.85	.348	28.2	1.110	3	10	860.1-0885-028A1-SM	★	10.0	.394	89	3.504	87.5	3.446	47	1.850	1.6	.063	20	290	DIN 6537 K
9.00	.354	28.6	1.126	3	10	860.1-0900-028A1-SM	★	10.0	.394	89	3.504	87.5	3.444	47	1.850	1.6	.065	20	290	DIN 6537 K
9.00	.354	46.2	1.819	5	10	860.1-0900-046A1-SM	★	10.0	.394	103	4.055	101.5	3.996	61	2.402	1.6	.065	20	290	DIN 6537 L
9.20	.362	29.3	1.154	3	10	860.1-0920-029A1-SM	★	10.0	.394	89	3.504	87.5	3.443	47	1.850	1.7	.066	20	290	DIN 6537 K
9.30	.366	29.6	1.165	3	10	860.1-0930-029A1-SM	★	10.0	.394	89	3.504	87.4	3.443	47	1.850	1.7	.067	20	290	DIN 6537 K
9.30	.366	46.3	1.823	4	10	860.1-0930-046A1-SM	★	10.0	.394	103	4.055	101.4	3.994	61	2.402	1.7	.067	20	290	DIN 6537 L
9.40	.370	29.9	1.177	3	10	860.1-0940-029A1-SM	★	10.0	.394	89	3.504	87.4	3.442	47	1.850	1.7	.067	20	290	DIN 6537 K
9.50	.374	30.2	1.189	3	10	860.1-0950-030A1-SM	★	10.0	.394	89	3.504	87.4	3.441	47	1.850	1.7	.068	20	290	DIN 6537 K
9.52	.375	30.3	1.193	3	10	860.1-0952-030A1-SM	★	10.0	.394	89	3.504	87.4	3.441	47	1.850	1.7	.068	20	290	DIN 6537 K
9.53	.375	30.3	1.193	3	10	860.1-0953-030A1-SM	★	10.0	.394	89	3.504	87.4	3.441	47	1.850	1.7	.068	20	290	DIN 6537 K
9.60	.378	30.5	1.201	3	10	860.1-0960-030A1-SM	★	10.0	.394	89	3.504	87.4	3.441	47	1.850	1.8	.069	20	290	DIN 6537 K
9.70	.382	30.9	1.217	3	10	860.1-0970-030A1-SM	★	10.0	.394	89	3.504	87.4	3.440	47	1.850	1.8	.070	20	290	DIN 6537 K
9.80	.386	31.2	1.228	3	10	860.1-0980-031A1-SM	★	10.0	.394	89	3.504	87.4	3.439	47	1.850	1.8	.070	20	290	DIN 6537 K
9.80	.386	46.4	1.827	4	10	860.1-0980-046A1-SM	★	10.0	.394	103	4.055	101.4	3.991	61	2.402	1.8	.070	20	290	DIN 6537 L
9.90	.390	46.5	1.831	4	10	860.1-0990-046A1-SM	★	10.0	.394	103	4.055	101.3	3.990	61	2.402	1.8	.071	20	290	DIN 6537 L
9.92	.391	31.6	1.244	3	10	860.1-0992-031A1-SM	★	10.0	.394	89	3.504	87.3	3.439	47	1.850	1.8	.071	20	290	DIN 6537 K
10.00	.394	31.8	1.252	3	10	860.1-1000-031A1-SM	★	10.0	.394	89	3.504	87.3	3.438	47	1.850	1.8	.072	20	290	DIN 6537 K
10.00	.394	46.5	1.831	4	10	860.1-1000-046A1-SM	★	10.0	.394	103	4.055	101.3	3.989	61	2.402	1.8	.072	20	290	DIN 6537 L
10.10	.398	32.1	1.264	3	12	860.1-1010-032A1-SM	★	12.0	.472	102	4.016	100.3	3.949	47	1.850	1.8	.072	20	290	DIN 6537 K
10.20	.402	32.5	1.280	3	12	860.1-1020-032A1-SM	★	12.0	.472	102	4.016	100.3	3.948	55	2.165	1.9	.073	20	290	DIN 6537 K
10.30	.406	32.8	1.291	3	12	860.1-1030-032A1-SM	★	12.0	.472	102	4.016	100.3	3.948	55	2.165	1.9	.074	20	290	DIN 6537 K
10.30	.406	53.4	2.102	5	12	860.1-1030-053A1-SM	★	12.0	.472	118	4.646	116.3	4.578	71	2.795	1.9	.074	20	290	DIN 6537 L
10.32	.406	32.8	1.291	3	12	860.1-1032-032A1-SM	★	12.0	.472	102	4.016	100.3	3.948	55	2.165	1.9	.074	20	290	DIN 6537 K
10.50	.413	33.4	1.315	3	12	860.1-1050-033A1-SM	★	12.0	.472	102	4.016	100.2	3.946	55	2.165	1.9	.075	20	290	DIN 6537 K
10.50	.413	54.2	2.134	5	12	860.1-1050-054A1-SM	★	12.0	.472	118	4.646	116.2	4.576	71	2.795	1.9	.075	20	290	DIN 6537 L
10.80	.425	34.4	1.354	3	12	860.1-1080-034A1-SM	★	12.0	.472	102	4.016	100.2	3.944	55	2.165	2.0	.078	20	290	DIN 6537 K
11.00	.433	35.0	1.378	3	12	860.1-1100-035A1-SM	★	12.0	.472	102	4.016	100.2	3.943	55	2.165	2.0	.079	20	290	DIN 6537 K
11.00	.433	54.2	2.134	4	12	860.1-1100-054A1-SM	★	12.0	.472	118	4.646	116.2	4.573	71	2.795	2.0	.079	20	290	DIN 6537 L
11.11	.437	35.4	1.394	3	12	860.1-1111-035A1-SM	★	12.0	.472	102	4.016	100.1	3.943	55	2.165	2.0	.080	20	290	DIN 6537 K
11.20	.441	35.6	1.402	3	12	860.1-1120-035A1-SM	★	12.0	.472	102	4.016	100.1	3.942	55	2.165	2.0	.080	20	290	DIN 6537 K
11.50	.453	36.6	1.441	3	12	860.1-1150-036A1-SM	★	12.0	.472	102	4.016	100.1	3.940	55	2.165	2.1	.082	20	290	DIN 6537 K
11.80	.465	37.5	1.476	3	12	860.1-1180-037A1-SM	★	12.0	.472	102	4.016	100.0	3.938	55	2.165	2.2	.085	20	290	DIN 6537 K
12.00	.472	38.2	1.504	3	12	860.1-1200-038A1-SM	★	12.0	.472	102	4.016	100.0	3.937	55	2.165	2.2	.086	20	290	DIN 6537 K
12.00	.472	54.3	2.138	4	12	860.1-1200-054A1-SM	★	12.0	.472	118	4.646	116.0	4.567	61	2.402	2.2	.086	20	290	DIN 6537 L

B76 E9 E28 E14

SPA

Broca de metal duro integral CoroDrill® 860

Para superaleaciones termorresistentes

Suministro de refrigerante interior

TCHA H9
SIG 140°

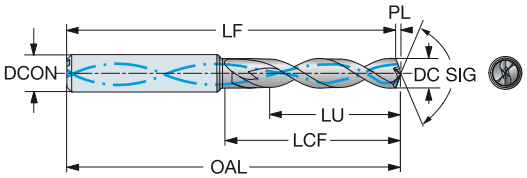

DC	DC"	LU	LU"	ULDR	CZC_{MS}	Código de pedido	S 1210	$DCON_{MS}$	$DCON_{MS}$"	OAL	OAL"	LF	LF"	LCF	LCF"	PL	PL"	BAR	PSI	BSG
								Dimensiones, mm, pulg.												
12.10	.476	38.5	1.516	3	14	860.1-1210-038A1-SM	★	14.0	.551	107	4.213	105.0	4.133	60	2.362	2.2	.087	20	290	DIN 6537 K
12.20	.480	38.8	1.528	3	14	860.1-1220-038A1-SM	★	14.0	.551	107	4.213	105.0	4.132	55	2.165	2.2	.087	20	290	DIN 6537 K
12.40	.488	39.5	1.555	3	14	860.1-1240-039A1-SM	★	14.0	.551	107	4.213	104.9	4.131	60	2.362	2.3	.089	20	290	DIN 6537 K
12.50	.492	39.8	1.567	3	14	860.1-1250-039A1-SM	★	14.0	.551	107	4.213	104.9	4.130	60	2.362	2.3	.089	20	290	DIN 6537 K
12.70	.500	40.4	1.591	3	14	860.1-1270-040A1-SM	★	14.0	.551	107	4.213	104.9	4.129	60	2.362	2.3	.091	20	290	DIN 6537 K
12.70	.500	57.6	2.268	4	14	860.1-1270-057A1-SM	★	14.0	.551	124	4.882	121.9	4.798	71	2.795	2.3	.091	20	290	DIN 6537 L
12.90	.508	40.6	1.598	3	14	860.1-1290-040A1-SM	★	14.0	.551	107	4.213	104.8	4.128	60	2.362	2.4	.093	20	290	DIN 6537 K
13.00	.512	40.5	1.594	3	14	860.1-1300-040A1-SM	★	14.0	.551	107	4.213	104.8	4.127	60	2.362	2.4	.093	20	290	DIN 6537 K
13.25	.522	40.5	1.594	3	14	860.1-1325-040A1-SM	★	14.0	.551	107	4.213	104.8	4.125	60	2.362	2.4	.095	20	290	DIN 6537 K
13.50	.531	40.6	1.598	3	14	860.1-1350-040A1-SM	★	14.0	.551	107	4.213	104.7	4.124	60	2.362	2.5	.097	20	290	DIN 6537 K
13.70	.539	40.6	1.598	2	14	860.1-1370-040A1-SM	★	14.0	.551	107	4.213	104.7	4.122	60	2.362	2.5	.098	20	290	DIN 6537 K
13.70	.539	57.6	2.268	4	14	860.1-1370-057A1-SM	★	14.0	.551	124	4.882	121.7	4.792	77	3.032	2.5	.098	20	290	DIN 6537 L
13.75	.541	40.6	1.598	2	14	860.1-1375-040A1-SM	★	14.0	.551	107	4.213	104.7	4.122	60	2.362	2.5	.098	20	290	DIN 6537 K
14.00	.551	40.6	1.598	2	14	860.1-1400-040A1-SM	★	14.0	.551	107	4.213	104.7	4.120	60	2.362	2.6	.100	20	290	DIN 6537 K
15.50	.610	43.6	1.717	2	16	860.1-1550-043A1-SM	★	16.0	.630	115	4.528	112.4	4.425	65	2.559	2.8	.111	20	290	DIN 6537 K
15.87	.625	50.5	1.988	3	16	860.1-1587-061A1-SM	★	16.0	.630	133	5.236	130.3	5.132	83	3.268	2.9	.114	20	290	DIN 6537 L

B76 E9 E28 E14

CoroDrill® 861

Taladrado extremadamente estable de hasta 30 x DC

O C

Aplicación

- Tolerancia del agujero máxima H8–H9
- Profundidades de taladrado: 12–30 × diámetro de la broca
- Sujetar solo con portapinzas de gran precisión
- Amplia gama de materiales de trabajo
- Taladrado convencional, agujeros cruzados, superficies inclinadas
- Automoción: cigüeñales, bloques de motor, culatas
- Presión de refrigerante de 20 bar

Área de aplicación ISO:

P M K N

Características y ventajas

- Geometría de punta especialmente diseñada para ayudar a reducir las fuerzas de arrastre.
- Preparación del filo uniforme que lo protege del astillamiento prematuro y el desconchado.
- Geometría patentada de margen de compensación doble que aumenta la estabilidad de la operación de taladrado.
- Los agujeros interiores dirigen el refrigerante hacia la punta de la broca incluso en profundidades de taladrado grandes.
- Puede reacondicionarse a la especificación original de la herramienta, para ampliar su vida útil.

www.sandvik.coromant.com/corodrill861

Recomendaciones

Use CoroChuck 930 con su CoroDrill 861 para conseguir una producción eficiente gracias al reglaje y cambio rápido y sencillo de las herramientas.

E14

SANDVIK Coromant

SPA

Broca de metal duro integral CoroDrill® 861

Para múltiples materiales

Broca guía - Suministro de refrigerante interior

TCHA H9
SIG 150°

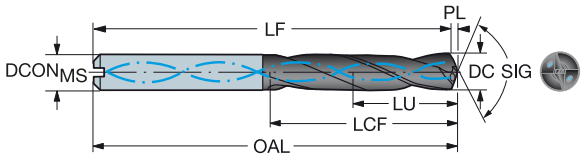

DC	DC"	LU	LU"	ULDR	CZC_{MS}	Código de pedido	P GC34	M GC34	K GC34	N GC34	Dimensiones, mm, pulg. $DCON_{MS}$	$DCON_{MS}$"	OAL	OAL"	LF	LF"	LCF	LCF"	PL	PL"	BAR	PSI	BSG
3.00	.118	9.4	.370	3	6	861.1-0300-009A1-GP	★	★	★	★	6.0	.236	62	2.441	61.6	2.425	20	.787	0.4	.016	20	290	DIN 6537 K
3.18	.125	9.9	.390	3	6	861.1-0318-010A1-GP	★	★	★	★	6.0	.236	62	2.441	61.6	2.425	20	.787	0.4	.016	20	290	DIN 6537 K
3.30	.130	10.3	.406	3	6	861.1-0330-010A1-GP	★	★	★	★	6.0	.236	62	2.441	61.6	2.425	20	.787	0.4	.016	20	290	DIN 6537 K
3.50	.138	10.9	.429	3	6	861.1-0350-011A1-GP	★	★	★	★	6.0	.236	62	2.441	61.6	2.425	20	.787	0.4	.016	20	290	DIN 6537 K
3.57	.141	11.1	.437	3	6	861.1-0357-011A1-GP	★	★	★	★	6.0	.236	62	2.441	61.6	2.425	20	.787	0.4	.016	20	290	DIN 6537 K
3.80	.150	11.9	.469	3	6	861.1-0380-011A1-GP	★	★	★	★	6.0	.236	66	2.598	65.5	2.579	24	.945	0.5	.020	20	290	DIN 6537 K
3.97	.156	12.4	.488	3	6	861.1-0397-012A1-GP	★	★	★	★	6.0	.236	66	2.598	65.5	2.579	24	.945	0.5	.020	20	290	DIN 6537 K
4.00	.157	12.5	.492	3	6	861.1-0400-012A1-GP	★	★	★	★	6.0	.236	66	2.598	65.5	2.579	24	.945	0.5	.020	20	290	DIN 6537 K
4.20	.165	13.1	.516	3	6	861.1-0420-013A1-GP	★	★	★	★	6.0	.236	66	2.598	65.5	2.579	24	.945	0.5	.020	20	290	DIN 6537 K
4.36	.172	13.6	.535	3	6	861.1-0436-013A1-GP	★	★	★	★	6.0	.236	66	2.598	65.5	2.579	24	.945	0.5	.020	20	290	DIN 6537 K
4.50	.177	14.0	.551	3	6	861.1-0450-014A1-GP	★	★	★	★	6.0	.236	66	2.598	65.5	2.579	24	.945	0.5	.020	20	290	DIN 6537 K
4.76	.187	14.9	.587	3	6	861.1-0476-014A1-GP	★	★	★	★	6.0	.236	66	2.598	65.4	2.575	28	1.102	0.6	.024	20	290	DIN 6537 K
4.80	.189	15.0	.591	3	6	861.1-0480-014A1-GP	★	★	★	★	6.0	.236	66	2.598	65.4	2.575	28	1.102	0.6	.024	20	290	DIN 6537 K
5.00	.197	15.6	.614	3	6	861.1-0500-015A1-GP	★	★	★	★	6.0	.236	66	2.598	65.4	2.575	28	1.102	0.6	.024	20	290	DIN 6537 K
5.16	.203	16.1	.634	3	6	861.1-0516-015A1-GP	★	★	★	★	6.0	.236	66	2.598	65.4	2.575	28	1.102	0.6	.024	20	290	DIN 6537 K
5.50	.217	17.2	.677	3	6	861.1-0550-017A1-GP	★	★	★	★	6.0	.236	66	2.598	65.3	2.571	28	1.102	0.7	.028	20	290	DIN 6537 K
5.56	.219	17.3	.681	3	6	861.1-0556-017A1-GP	★	★	★	★	6.0	.236	66	2.598	65.3	2.571	28	1.102	0.7	.028	20	290	DIN 6537 K
5.80	.228	17.6	.693	3	6	861.1-0580-017A1-GP	★	★	★	★	6.0	.236	66	2.598	65.3	2.571	28	1.102	0.7	.028	20	290	DIN 6537 K
6.00	.236	18.7	.736	3	6	861.1-0600-018A1-GP	★	★	★	★	6.0	.236	66	2.598	65.3	2.571	28	1.102	0.7	.028	20	290	DIN 6537 K
6.35	.250	19.8	.780	3	8	861.1-0635-019A1-GP	★	★	★	★	8.0	.315	79	3.110	78.2	3.079	34	1.339	0.8	.031	20	290	DIN 6537 K
6.50	.256	20.3	.799	3	8	861.1-0650-020A1-GP	★	★	★	★	8.0	.315	79	3.110	78.2	3.079	34	1.339	0.8	.031	20	290	DIN 6537 K
6.75	.266	21.1	.831	3	8	861.1-0675-020A1-GP	★	★	★	★	8.0	.315	79	3.110	78.2	3.079	34	1.339	0.8	.031	20	290	DIN 6537 K
6.80	.268	21.2	.835	3	8	861.1-0680-020A1-GP	★	★	★	★	8.0	.315	79	3.110	78.2	3.079	34	1.339	0.8	.031	20	290	DIN 6537 K
7.00	.276	21.8	.858	3	8	861.1-0700-021A1-GP	★	★	★	★	8.0	.315	79	3.110	78.2	3.079	34	1.339	0.8	.031	20	290	DIN 6537 K
7.14	.281	22.3	.878	3	8	861.1-0714-021A1-GP	★	★	★	★	8.0	.315	79	3.110	78.1	3.075	41	1.614	0.9	.035	20	290	DIN 6537 K
7.50	.295	23.4	.921	3	8	861.1-0750-023A1-GP	★	★	★	★	8.0	.315	79	3.110	78.1	3.075	41	1.614	0.9	.035	20	290	DIN 6537 K
7.94	.313	24.8	.976	3	8	861.1-0794-024A1-GP	★	★	★	★	8.0	.315	79	3.110	78.0	3.071	41	1.614	1.0	.039	20	290	DIN 6537 K
8.00	.315	25.0	.984	3	8	861.1-0800-024A1-GP	★	★	★	★	8.0	.315	79	3.110	78.0	3.071	41	1.614	1.0	.039	20	290	DIN 6537 K
8.50	.335	26.5	1.043	3	10	861.1-0850-026A1-GP	★	★	★	★	10.0	.394	89	3.504	88.0	3.465	47	1.850	1.0	.039	20	290	DIN 6537 K
9.00	.354	28.1	1.106	3	10	861.1-0900-027A1-GP	★	★	★	★	10.0	.394	89	3.504	87.9	3.461	47	1.850	1.1	.043	20	290	DIN 6537 K
9.50	.374	29.6	1.165	3	10	861.1-0950-029A1-GP	★	★	★	★	10.0	.394	89	3.504	87.9	3.461	47	1.850	1.1	.043	20	290	DIN 6537 K
9.53	.375	29.7	1.169	3	10	861.1-0953-029A1-GP	★	★	★	★	10.0	.394	89	3.504	87.9	3.461	47	1.850	1.1	.043	20	290	DIN 6537 K
10.00	.394	31.2	1.228	3	10	861.1-1000-030A1-GP	★	★	★	★	10.0	.394	89	3.504	87.8	3.457	47	1.850	1.2	.047	20	290	DIN 6537 K
10.50	.413	32.8	1.291	3	12	861.1-1050-032A1-GP	★	★	★	★	12.0	.472	102	4.016	100.7	3.965	55	2.165	1.3	.051	20	290	DIN 6537 K
11.00	.433	34.3	1.350	3	12	861.1-1100-033A1-GP	★	★	★	★	12.0	.472	102	4.016	100.7	3.965	55	2.165	1.3	.051	20	290	DIN 6537 K
11.11	.437	34.7	1.366	3	12	861.1-1111-033A1-GP	★	★	★	★	12.0	.472	102	4.016	100.7	3.965	55	2.165	1.3	.051	20	290	DIN 6537 K
11.50	.453	35.9	1.413	3	12	861.1-1150-035A1-GP	★	★	★	★	12.0	.472	102	4.016	100.6	3.961	55	2.165	1.4	.055	20	290	DIN 6537 K
12.00	.472	37.4	1.472	3	12	861.1-1200-036A1-GP	★	★	★	★	12.0	.472	102	4.016	100.6	3.961	55	2.165	1.4	.055	20	290	DIN 6537 K

Datos de corte: www.sandvik.coromant.com

E9 E28 E14

Broca de metal duro integral CoroDrill® 861

Para múltiples materiales

Broca para agujeros profundos: suministro interior de refrigerante

TCHA H9
SIG 140°

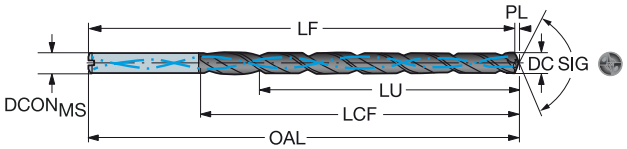

							P	M	K	N	Dimensiones, mm, pulg.												
DC	DC"	LU	LU"	ULDR	CZC_{MS}	Código de pedido	GC34	GC34	GC34	GC34	$DCON_{MS}$	$DCON_{MS}$"	OAL	OAL"	LF	LF"	LCF	LCF"	PL	PL"	BAR	PSI	BSG
3.00	.118	36.5	1.437	12	6	861.1-0300-036A1-GM	★	★	★	★	6.0	.236	94	3.701	93.5	3.681	52	2.047	0.5	.020	20	290	COROMANT
3.00	.118	45.5	1.791	15	6	861.1-0300-045A1-GM	★	★	★	★	6.0	.236	96	3.780	95.5	3.760	54	2.126	0.5	.020	20	290	COROMANT
3.00	.118	60.5	2.382	20	6	861.1-0300-060A1-GM	★	★	★	★	6.0	.236	111	4.370	110.5	4.350	69	2.717	0.5	.020	20	290	COROMANT
3.00	.118	90.5	3.563	30	6	861.1-0300-090A1-GM	★	★	★	★	6.0	.236	141	5.551	140.5	5.532	99	3.898	0.5	.020	20	290	COROMANT
3.10	.122	37.7	1.484	12	6	861.1-0310-037A1-GM	★	★	★	★	6.0	.236	94	3.701	93.5	3.681	52	2.047	0.5	.020	20	290	COROMANT
3.18	.125	38.6	1.520	12	6	861.1-0318-038A1-GM	★	★	★	★	6.0	.236	94	3.701	93.5	3.681	52	2.047	0.5	.020	20	290	COROMANT
3.18	.125	48.1	1.894	15	6	861.1-0318-048A1-GM	★	★	★	★	6.0	.236	99	3.898	98.6	3.882	57	2.244	0.5	.020	20	290	COROMANT
3.18	.125	64.0	2.520	20	6	861.1-0318-064A1-GM	★	★	★	★	6.0	.236	115	4.528	114.5	4.508	73	2.874	0.5	.020	20	290	COROMANT
3.18	.125	95.8	3.772	30	6	861.1-0318-095A1-GM	★	★	★	★	6.0	.236	147	5.787	146.3	5.760	105	4.134	0.5	.020	20	290	COROMANT
3.20	.126	38.9	1.532	12	6	861.1-0320-038A1-GM	★	★	★	★	6.0	.236	94	3.701	93.5	3.681	52	2.047	0.5	.020	20	290	COROMANT
3.30	.130	40.1	1.579	12	6	861.1-0330-040A1-GM	★	★	★	★	6.0	.236	94	3.701	93.5	3.681	52	2.047	0.5	.020	20	290	COROMANT
3.30	.130	50.0	1.969	15	6	861.1-0330-050A1-GM	★	★	★	★	6.0	.236	101	3.976	100.9	3.972	59	2.323	0.5	.020	20	290	COROMANT
3.30	.130	66.5	2.618	20	6	861.1-0330-066A1-GM	★	★	★	★	6.0	.236	118	4.646	117.4	4.622	76	2.992	0.5	.020	20	290	COROMANT
3.40	.134	41.4	1.630	12	6	861.1-0340-041A1-GM	★	★	★	★	6.0	.236	94	3.701	93.4	3.677	52	2.047	0.6	.024	20	290	COROMANT
3.50	.138	42.6	1.677	12	6	861.1-0350-042A1-GM	★	★	★	★	6.0	.236	94	3.701	93.4	3.677	52	2.047	0.6	.024	20	290	COROMANT
3.50	.138	53.1	2.091	15	6	861.1-0350-053A1-GM	★	★	★	★	6.0	.236	105	4.134	104.4	4.110	63	2.480	0.6	.024	20	290	COROMANT
3.50	.138	70.6	2.780	20	6	861.1-0350-070A1-GM	★	★	★	★	6.0	.236	123	4.843	121.9	4.799	81	3.189	0.6	.024	20	290	COROMANT
3.50	.138	105.6	4.157	30	6	861.1-0350-105A1-GM	★	★	★	★	6.0	.236	158	6.220	156.9	6.177	116	4.567	0.6	.024	20	290	COROMANT
3.57	.141	54.2	2.134	15	6	861.1-0357-054A1-GM	★	★	★	★	6.0	.236	106	4.173	105.7	4.161	64	2.520	0.6	.024	20	290	COROMANT
3.57	.141	72.0	2.835	20	6	861.1-0357-071A1-GM	★	★	★	★	6.0	.236	124	4.882	123.6	4.866	82	3.228	0.6	.024	20	290	COROMANT
3.70	.146	43.9	1.728	11	6	861.1-0370-044A1-GM	★	★	★	★	6.0	.236	94	3.701	93.4	3.677	52	2.047	0.6	.024	20	290	COROMANT
3.80	.150	46.2	1.819	12	6	861.1-0380-046A1-GM	★	★	★	★	6.0	.236	109	4.291	108.4	4.268	67	2.638	0.6	.024	20	290	COROMANT
3.80	.150	57.6	2.268	15	6	861.1-0380-057A1-GM	★	★	★	★	6.0	.236	110	4.331	109.8	4.323	68	2.677	0.6	.024	20	290	COROMANT
3.80	.150	76.6	3.016	20	6	861.1-0380-076A1-GM	★	★	★	★	6.0	.236	129	5.079	128.8	5.071	87	3.425	0.6	.024	20	290	COROMANT
3.97	.156	48.3	1.902	12	6	861.1-0397-048A1-GM	★	★	★	★	6.0	.236	109	4.291	108.3	4.264	67	2.638	0.7	.028	20	290	COROMANT
3.97	.156	60.2	2.370	15	6	861.1-0397-060A1-GM	★	★	★	★	6.0	.236	113	4.449	112.8	4.441	71	2.795	0.7	.028	20	290	COROMANT
3.97	.156	80.0	3.150	20	6	861.1-0397-079A1-GM	★	★	★	★	6.0	.236	133	5.236	132.6	5.220	91	3.583	0.7	.028	20	290	COROMANT
3.97	.156	119.7	4.713	30	6	861.1-0397-119A1-GM	★	★	★	★	6.0	.236	173	6.811	172.3	6.783	131	5.157	0.7	.028	20	290	COROMANT
4.00	.157	48.7	1.917	12	6	861.1-0400-048A1-GM	★	★	★	★	6.0	.236	109	4.291	108.3	4.264	67	2.638	0.7	.028	20	290	COROMANT
4.00	.157	60.7	2.390	15	6	861.1-0400-060A1-GM	★	★	★	★	6.0	.236	114	4.488	113.3	4.461	72	2.835	0.7	.028	20	290	COROMANT
4.00	.157	80.7	3.177	20	6	861.1-0400-080A1-GM	★	★	★	★	6.0	.236	134	5.276	133.3	5.248	92	3.622	0.7	.028	20	290	COROMANT
4.00	.157	120.7	4.752	30	6	861.1-0400-120A1-GM	★	★	★	★	6.0	.236	174	6.850	173.3	6.823	132	5.197	0.7	.028	20	290	COROMANT
4.10	.161	49.9	1.965	12	6	861.1-0410-049A1-GM	★	★	★	★	6.0	.236	109	4.291	108.3	4.264	67	2.638	0.7	.028	20	290	COROMANT
4.20	.165	51.1	2.012	12	6	861.1-0420-050A1-GM	★	★	★	★	6.0	.236	109	4.291	108.3	4.264	67	2.638	0.7	.028	20	290	COROMANT
4.20	.165	63.7	2.508	15	6	861.1-0420-063A1-GM	★	★	★	★	6.0	.236	118	4.646	116.9	4.602	76	2.992	0.7	.028	20	290	COROMANT
4.20	.165	84.7	3.335	20	6	861.1-0420-084A1-GM	★	★	★	★	6.0	.236	139	5.472	137.9	5.429	97	3.819	0.7	.028	20	290	COROMANT
4.30	.169	52.3	2.059	12	6	861.1-0430-052A1-GM	★	★	★	★	6.0	.236	109	4.291	108.3	4.264	67	2.638	0.7	.028	20	290	COROMANT
4.37	.172	53.1	2.091	12	6	861.1-0437-052A1-GM	★	★	★	★	6.0	.236	109	4.291	108.3	4.264	67	2.638	0.7	.028	20	290	COROMANT
4.37	.172	66.2	2.606	15	6	861.1-0437-065A1-GM	★	★	★	★	6.0	.236	121	4.764	119.9	4.720	79	3.110	0.7	.028	20	290	COROMANT
4.37	.172	88.0	3.465	20	6	861.1-0437-087A1-GM	★	★	★	★	6.0	.236	142	5.591	141.7	5.579	100	3.937	0.7	.028	20	290	COROMANT
4.37	.172	131.7	5.185	30	6	861.1-0437-131A1-GM	★	★	★	★	6.0	.236	186	7.323	185.4	7.299	144	5.669	0.7	.028	20	290	COROMANT
4.50	.177	54.7	2.154	12	6	861.1-0450-054A1-GM	★	★	★	★	6.0	.236	109	4.291	108.3	4.264	67	2.638	0.7	.028	20	290	COROMANT
4.50	.177	68.2	2.685	15	6	861.1-0450-068A1-GM	★	★	★	★	6.0	.236	123	4.843	122.3	4.815	81	3.189	0.7	.028	20	290	COROMANT
4.50	.177	90.7	3.571	20	6	861.1-0450-090A1-GM	★	★	★	★	6.0	.236	146	5.748	144.8	5.701	104	4.094	0.7	.028	20	290	COROMANT
4.50	.177	135.7	5.343	30	6	861.1-0450-135A1-GM	★	★	★	★	6.0	.236	191	7.520	189.8	7.472	149	5.866	0.7	.028	20	290	COROMANT
4.60	.181	56.0	2.205	12	6	861.1-0460-055A1-GM	★	★	★	★	6.0	.236	109	4.291	108.2	4.260	67	2.638	0.8	.031	20	290	COROMANT
4.76	.187	57.9	2.280	12	6	861.1-0476-057A1-GM	★	★	★	★	6.0	.236	128	5.039	127.2	5.008	86	3.386	0.8	.031	20	290	COROMANT
4.76	.187	72.2	2.843	15	6	861.1-0476-071A1-GM	★	★	★	★	6.0	.236	128	5.039	126.9	4.996	86	3.386	0.8	.031	20	290	COROMANT
4.76	.187	96.0	3.780	20	6	861.1-0476-095A1-GM	★	★	★	★	6.0	.236	152	5.984	150.7	5.933	110	4.331	0.8	.031	20	290	COROMANT
4.76	.187	143.6	5.654	30	6	861.1-0476-143A1-GM	★	★	★	★	6.0	.236	199	7.835	198.4	7.811	157	6.181	0.8	.031	20	290	COROMANT

B84 E9 E28 E14

SANDVIK Coromant

SPA

Broca de metal duro integral CoroDrill® 861

Para múltiples materiales

Broca para agujeros profundos: suministro interior de refrigerante

TCHA H9
SIG 140°

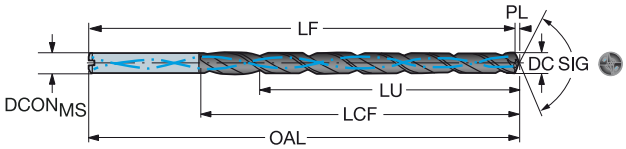

DC	DC"	LU	LU"	ULDR	CZC_{MS}	Código de pedido	P GC34	M GC34	K GC34	N GC34	$DCON_{MS}$	$DCON_{MS}$"	OAL	OAL"	LF	LF"	LCF	LCF"	PL	PL"	BAR	PSI	BSG
							Dimensiones, mm, pulg.																
4.80	.189	58.4	2.299	12	6	861.1-0480-058A1-GM	★	★	★	★	6.0	.236	128	5.039	127.2	5.008	86	3.386	0.8	.031	20	290	COROMANT
4.80	.189	72.8	2.866	15	6	861.1-0480-072A1-GM	★	★	★	★	6.0	.236	128	5.039	127.6	5.024	86	3.386	0.8	.031	20	290	COROMANT
4.80	.189	96.8	3.811	20	6	861.1-0480-096A1-GM	★	★	★	★	6.0	.236	152	5.984	151.6	5.969	110	4.331	0.8	.031	20	290	COROMANT
5.00	.197	60.8	2.394	12	6	861.1-0500-060A1-GM	★	★	★	★	6.0	.236	128	5.039	127.2	5.008	86	3.386	0.8	.031	20	290	COROMANT
5.00	.197	75.8	2.984	15	6	861.1-0500-075A1-GM	★	★	★	★	6.0	.236	132	5.197	131.2	5.165	90	3.543	0.8	.031	20	290	COROMANT
5.00	.197	100.8	3.969	20	6	861.1-0500-100A1-GM	★	★	★	★	6.0	.236	157	6.181	156.2	6.150	115	4.528	0.8	.031	20	290	COROMANT
5.00	.197	150.8	5.937	30	6	861.1-0500-150A1-GM	★	★	★	★	6.0	.236	207	8.150	206.2	8.118	165	6.496	0.8	.031	20	290	COROMANT
5.10	.201	62.0	2.441	12	6	861.1-0510-061A1-GM	★	★	★	★	6.0	.236	128	5.039	127.2	5.008	86	3.386	0.8	.031	20	290	COROMANT
5.16	.203	62.8	2.472	12	6	861.1-0516-062A1-GM	★	★	★	★	6.0	.236	128	5.039	127.2	5.008	86	3.386	0.8	.031	20	290	COROMANT
5.16	.203	78.2	3.079	15	6	861.1-0516-077A1-GM	★	★	★	★	6.0	.236	135	5.315	134.0	5.276	93	3.661	0.8	.031	20	290	COROMANT
5.16	.203	104.0	4.094	20	6	861.1-0516-103A1-GM	★	★	★	★	6.0	.236	161	6.339	159.8	6.291	119	4.685	0.8	.031	20	290	COROMANT
5.16	.203	155.6	6.126	30	6	861.1-0516-155A1-GM	★	★	★	★	6.0	.236	212	8.346	211.4	8.323	170	6.693	0.8	.031	20	290	COROMANT
5.20	.205	63.3	2.492	12	6	861.1-0520-062A1-GM	★	★	★	★	6.0	.236	128	5.039	127.1	5.004	86	3.386	0.9	.035	20	290	COROMANT
5.50	.217	66.9	2.634	12	6	861.1-0550-066A1-GM	★	★	★	★	6.0	.236	128	5.039	127.1	5.004	86	3.386	0.9	.035	20	290	COROMANT
5.50	.217	83.4	3.283	15	6	861.1-0550-083A1-GM	★	★	★	★	6.0	.236	141	5.551	140.1	5.516	99	3.898	0.9	.035	20	290	COROMANT
5.50	.217	110.9	4.366	20	6	861.1-0550-110A1-GM	★	★	★	★	6.0	.236	169	6.654	167.6	6.598	127	5.000	0.9	.035	20	290	COROMANT
5.50	.217	165.9	6.532	30	6	861.1-0550-165A1-GM	★	★	★	★	6.0	.236	224	8.819	222.6	8.764	182	7.165	0.9	.035	20	290	COROMANT
5.56	.219	67.6	2.661	12	6	861.1-0556-067A1-GM	★	★	★	★	6.0	.236	128	5.039	127.1	5.004	86	3.386	0.9	.035	20	290	COROMANT
5.56	.219	84.3	3.319	15	6	861.1-0556-083A1-GM	★	★	★	★	6.0	.236	142	5.591	141.1	5.555	100	3.937	0.9	.035	20	290	COROMANT
5.56	.219	112.0	4.409	20	6	861.1-0556-111A1-GM	★	★	★	★	6.0	.236	170	6.693	168.9	6.650	128	5.039	0.9	.035	20	290	COROMANT
5.80	.228	70.6	2.780	12	6	861.1-0580-070A1-GM	★	★	★	★	6.0	.236	128	5.039	127.0	5.000	86	3.386	1.0	.039	20	290	COROMANT
5.80	.228	88.0	3.465	15	6	861.1-0580-087A1-GM	★	★	★	★	6.0	.236	146	5.748	145.4	5.724	104	4.094	1.0	.039	20	290	COROMANT
5.80	.228	117.0	4.606	20	6	861.1-0580-116A1-GM	★	★	★	★	6.0	.236	175	6.890	174.4	6.866	133	5.236	1.0	.039	20	290	COROMANT
6.00	.236	73.0	2.874	12	6	861.1-0600-072A1-GM	★	★	★	★	6.0	.236	128	5.039	127.0	5.000	86	3.386	1.0	.039	20	290	COROMANT
6.00	.236	91.0	3.583	15	6	861.1-0600-090A1-GM	★	★	★	★	6.0	.236	150	5.906	149.0	5.866	108	4.252	1.0	.039	20	290	COROMANT
6.00	.236	121.0	4.764	20	6	861.1-0600-120A1-GM	★	★	★	★	6.0	.236	180	7.087	179.0	7.047	138	5.433	1.0	.039	20	290	COROMANT
6.00	.236	181.0	7.126	30	6	861.1-0600-180A1-GM	★	★	★	★	6.0	.236	240	9.449	239.0	9.409	198	7.795	1.0	.039	20	290	COROMANT
6.10	.240	74.2	2.921	12	8	861.1-0610-073A1-GM	★	★	★	★	8.0	.315	158	6.220	157.0	6.181	116	4.567	1.0	.039	20	290	COROMANT
6.20	.244	75.4	2.969	12	8	861.1-0620-074A1-GM	★	★	★	★	8.0	.315	158	6.220	157.0	6.181	116	4.567	1.0	.039	20	290	COROMANT
6.30	.248	76.6	3.016	12	8	861.1-0630-076A1-GM	★	★	★	★	8.0	.315	158	6.220	157.0	6.181	116	4.567	1.0	.039	20	290	COROMANT
6.35	.250	77.2	3.039	12	8	861.1-0635-076A1-GM	★	★	★	★	8.0	.315	158	6.220	157.0	6.181	116	4.567	1.0	.039	20	290	COROMANT
6.35	.250	96.3	3.791	15	8	861.1-0635-095A1-GM	★	★	★	★	8.0	.315	156	6.142	155.3	6.114	114	4.488	1.0	.039	20	290	COROMANT
6.35	.250	128.0	5.039	20	8	861.1-0635-127A1-GM	★	★	★	★	8.0	.315	188	7.402	187.0	7.362	146	5.748	1.0	.039	20	290	COROMANT
6.35	.250	191.5	7.539	30	8	861.1-0635-191A1-GM	★	★	★	★	8.0	.315	252	9.921	250.5	9.862	210	8.268	1.0	.039	20	290	COROMANT
6.50	.256	79.1	3.114	12	8	861.1-0650-078A1-GM	★	★	★	★	8.0	.315	158	6.220	156.9	6.177	116	4.567	1.1	.043	20	290	COROMANT
6.50	.256	98.6	3.882	15	8	861.1-0650-098A1-GM	★	★	★	★	8.0	.315	159	6.260	157.9	6.217	117	4.606	1.1	.043	20	290	COROMANT
6.50	.256	131.1	5.161	20	8	861.1-0650-130A1-GM	★	★	★	★	8.0	.315	192	7.559	190.4	7.496	150	5.906	1.1	.043	20	290	COROMANT
6.50	.256	196.1	7.720	30	8	861.1-0650-195A1-GM	★	★	★	★	8.0	.315	257	10.118	255.4	10.055	215	8.465	1.1	.043	20	290	COROMANT
6.60	.260	80.3	3.161	12	8	861.1-0660-079A1-GM	★	★	★	★	8.0	.315	158	6.220	156.9	6.177	116	4.567	1.1	.043	20	290	COROMANT
6.70	.264	81.5	3.209	12	8	861.1-0670-080A1-GM	★	★	★	★	8.0	.315	158	6.220	156.9	6.177	116	4.567	1.1	.043	20	290	COROMANT
6.75	.266	82.1	3.232	12	8	861.1-0675-081A1-GM	★	★	★	★	8.0	.315	158	6.220	156.9	6.177	116	4.567	1.1	.043	20	290	COROMANT
6.75	.266	102.3	4.028	15	8	861.1-0675-101A1-GM	★	★	★	★	8.0	.315	163	6.417	162.3	6.390	121	4.764	1.1	.043	20	290	COROMANT
6.75	.266	136.0	5.354	20	8	861.1-0675-135A1-GM	★	★	★	★	8.0	.315	197	7.756	196.1	7.720	155	6.102	1.1	.043	20	290	COROMANT
6.75	.266	203.5	8.012	30	8	861.1-0675-202A1-GM	★	★	★	★	8.0	.315	265	10.433	263.5	10.374	223	8.780	1.1	.043	20	290	COROMANT
6.80	.268	82.7	3.256	12	8	861.1-0680-082A1-GM	★	★	★	★	8.0	.315	158	6.220	156.9	6.177	116	4.567	1.1	.043	20	290	COROMANT
6.80	.268	103.1	4.059	15	8	861.1-0680-102A1-GM	★	★	★	★	8.0	.315	164	6.457	163.3	6.429	122	4.803	1.1	.043	20	290	COROMANT
6.80	.268	137.1	5.398	20	8	861.1-0680-136A1-GM	★	★	★	★	8.0	.315	198	7.795	197.3	7.768	156	6.142	1.1	.043	20	290	COROMANT
6.90	.272	83.9	3.303	12	8	861.1-0690-083A1-GM	★	★	★	★	8.0	.315	158	6.220	156.9	6.177	116	4.567	1.1	.043	20	290	COROMANT
7.00	.276	85.1	3.350	12	8	861.1-0700-084A1-GM	★	★	★	★	8.0	.315	158	6.220	156.9	6.177	116	4.567	1.1	.043	20	290	COROMANT
7.00	.276	106.1	4.177	15	8	861.1-0700-105A1-GM	★	★	★	★	8.0	.315	168	6.614	166.9	6.571	126	4.961	1.1	.043	20	290	COROMANT
7.00	.276	141.1	5.555	20	8	861.1-0700-140A1-GM	★	★	★	★	8.0	.315	203	7.992	201.9	7.949	161	6.339	1.1	.043	20	290	COROMANT
7.00	.276	211.1	8.311	30	8	861.1-0700-210A1-GM	★	★	★	★	8.0	.315	273	10.748	271.9	10.705	231	9.094	1.1	.043	20	290	COROMANT

B84 E9 E28 E14

Broca de metal duro integral CoroDrill® 861

Para múltiples materiales

Broca para agujeros profundos: suministro interior de refrigerante

TCHA H9
SIG 140°

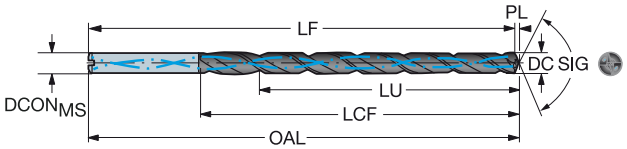

DC	DC"	LU	LU"	ULDR	CZC_{MS}	Código de pedido	P GC34	M GC34	K GC34	N GC34	Dimensiones, mm, pulg. $DCON_{MS}$	$DCON_{MS}$"	OAL	OAL"	LF	LF"	LCF	LCF"	PL	PL"	BAR	PSI	BSG
7.14	.281	86.9	3.421	12	8	861.1-0714-086A1-GM	★	★	★	★	8.0	.315	158	6.220	156.8	6.173	116	4.567	1.2	.047	20	290	COROMANT
7.14	.281	108.3	4.264	15	8	861.1-0714-107A1-GM	★	★	★	★	8.0	.315	171	6.732	169.4	6.669	129	5.079	1.2	.047	20	290	COROMANT
7.14	.281	144.1	5.673	20	8	861.1-0714-143A1-GM	★	★	★	★	8.0	.315	206	8.110	205.1	8.075	164	6.457	1.2	.047	20	290	COROMANT
7.14	.281	215.5	8.484	30	8	861.1-0714-214A1-GM	★	★	★	★	8.0	.315	278	10.945	276.6	10.890	236	9.291	1.2	.047	20	290	COROMANT
7.40	.291	90.0	3.543	12	8	861.1-0740-089A1-GM	★	★	★	★	8.0	.315	158	6.220	156.8	6.173	116	4.567	1.2	.047	20	290	COROMANT
7.50	.295	91.2	3.591	12	8	861.1-0750-090A1-GM	★	★	★	★	8.0	.315	158	6.220	156.8	6.173	116	4.567	1.2	.047	20	290	COROMANT
7.50	.295	113.7	4.476	15	8	861.1-0750-113A1-GM	★	★	★	★	8.0	.315	177	6.969	175.8	6.921	135	5.315	1.2	.047	20	290	COROMANT
7.50	.295	151.2	5.953	20	8	861.1-0750-150A1-GM	★	★	★	★	8.0	.315	215	8.465	213.3	8.398	173	6.811	1.2	.047	20	290	COROMANT
7.50	.295	226.2	8.906	30	8	861.1-0750-225A1-GM	★	★	★	★	8.0	.315	290	11.417	288.3	11.350	248	9.764	1.2	.047	20	290	COROMANT
7.60	.299	92.4	3.638	12	8	861.1-0760-091A1-GM	★	★	★	★	8.0	.315	158	6.220	156.8	6.173	116	4.567	1.2	.047	20	290	COROMANT
7.70	.303	93.7	3.689	12	8	861.1-0770-092A1-GM	★	★	★	★	8.0	.315	158	6.220	156.7	6.169	116	4.567	1.3	.051	20	290	COROMANT
7.80	.307	94.9	3.736	12	8	861.1-0780-094A1-GM	★	★	★	★	8.0	.315	158	6.220	156.7	6.169	116	4.567	1.3	.051	20	290	COROMANT
7.94	.313	96.6	3.803	12	8	861.1-0794-095A1-GM	★	★	★	★	8.0	.315	158	6.220	156.7	6.169	116	4.567	1.3	.051	20	290	COROMANT
7.94	.313	120.4	4.740	15	8	861.1-0794-119A1-GM	★	★	★	★	8.0	.315	185	7.283	183.6	7.228	143	5.630	1.3	.051	20	290	COROMANT
7.94	.313	160.1	6.303	20	8	861.1-0794-159A1-GM	★	★	★	★	8.0	.315	225	8.858	223.3	8.791	183	7.205	1.3	.051	20	290	COROMANT
7.94	.313	239.4	9.425	30	8	861.1-0794-238A1-GM	★	★	★	★	8.0	.315	304	11.969	302.7	11.917	262	10.315	1.3	.051	20	290	COROMANT
8.00	.315	97.3	3.831	12	8	861.1-0800-096A1-GM	★	★	★	★	8.0	.315	158	6.220	156.7	6.169	116	4.567	1.3	.051	20	290	COROMANT
8.00	.315	121.3	4.776	15	8	861.1-0800-120A1-GM	★	★	★	★	8.0	.315	186	7.323	184.7	7.272	144	5.669	1.3	.051	20	290	COROMANT
8.00	.315	161.3	6.350	20	8	861.1-0800-160A1-GM	★	★	★	★	8.0	.315	226	8.898	224.7	8.846	184	7.244	1.3	.051	20	290	COROMANT
8.00	.315	241.3	9.500	30	8	861.1-0800-240A1-GM	★	★	★	★	8.0	.315	306	12.047	304.7	11.996	264	10.394	1.3	.051	20	290	COROMANT
8.10	.319	98.5	3.878	12	10	861.1-0810-097A1-GM	★	★	★	★	10.0	.394	192	7.559	190.7	7.508	146	5.748	1.3	.051	20	290	COROMANT
8.20	.323	99.7	3.925	12	10	861.1-0820-098A1-GM	★	★	★	★	10.0	.394	192	7.559	190.7	7.508	146	5.748	1.3	.051	20	290	COROMANT
8.33	.328	101.4	3.992	12	10	861.1-0833-100A1-GM	★	★	★	★	10.0	.394	192	7.559	190.6	7.504	146	5.748	1.4	.055	20	290	COROMANT
8.40	.331	102.2	4.024	12	10	861.1-0840-101A1-GM	★	★	★	★	10.0	.394	192	7.559	190.6	7.504	146	5.748	1.4	.055	20	290	COROMANT
8.50	.335	103.4	4.071	12	10	861.1-0850-102A1-GM	★	★	★	★	10.0	.394	192	7.559	190.6	7.504	146	5.748	1.4	.055	20	290	COROMANT
8.50	.335	128.9	5.075	15	10	861.1-0850-128A1-GM	★	★	★	★	10.0	.394	199	7.835	197.6	7.780	153	6.024	1.4	.055	20	290	COROMANT
8.50	.335	171.4	6.748	20	10	861.1-0850-170A1-GM	★	★	★	★	10.0	.394	242	9.528	240.1	9.453	196	7.717	1.4	.055	20	290	COROMANT
8.60	.339	104.6	4.118	12	10	861.1-0860-103A1-GM	★	★	★	★	10.0	.394	192	7.559	190.6	7.504	146	5.748	1.4	.055	20	290	COROMANT
8.70	.343	105.8	4.165	12	10	861.1-0870-104A1-GM	★	★	★	★	10.0	.394	192	7.559	190.6	7.504	146	5.748	1.4	.055	20	290	COROMANT
8.73	.344	106.2	4.181	12	10	861.1-0873-105A1-GM	★	★	★	★	10.0	.394	192	7.559	190.6	7.504	146	5.748	1.4	.055	20	290	COROMANT
8.80	.346	107.0	4.213	12	10	861.1-0880-106A1-GM	★	★	★	★	10.0	.394	192	7.559	190.6	7.504	146	5.748	1.4	.055	20	290	COROMANT
9.00	.354	109.5	4.311	12	10	861.1-0900-108A1-GM	★	★	★	★	10.0	.394	192	7.559	190.5	7.500	146	5.748	1.5	.059	20	290	COROMANT
9.00	.354	136.5	5.374	15	10	861.1-0900-135A1-GM	★	★	★	★	10.0	.394	208	8.189	206.5	8.130	162	6.378	1.5	.059	20	290	COROMANT
9.00	.354	181.5	7.146	20	10	861.1-0900-180A1-GM	★	★	★	★	10.0	.394	253	9.961	251.5	9.902	207	8.150	1.5	.059	20	290	COROMANT
9.13	.359	111.0	4.370	12	10	861.1-0913-110A1-GM	★	★	★	★	10.0	.394	192	7.559	190.5	7.500	146	5.748	1.5	.059	20	290	COROMANT
9.30	.366	113.1	4.453	12	10	861.1-0930-112A1-GM	★	★	★	★	10.0	.394	192	7.559	190.5	7.500	146	5.748	1.5	.059	20	290	COROMANT
9.50	.374	115.6	4.551	12	10	861.1-0950-114A1-GM	★	★	★	★	10.0	.394	192	7.559	190.4	7.496	146	5.748	1.6	.063	20	290	COROMANT
9.50	.374	144.1	5.673	15	10	861.1-0950-143A1-GM	★	★	★	★	10.0	.394	217	8.543	215.4	8.480	171	6.732	1.6	.063	20	290	COROMANT
9.50	.374	191.6	7.543	20	10	861.1-0950-190A1-GM	★	★	★	★	10.0	.394	265	10.433	262.9	10.350	219	8.622	1.6	.063	20	290	COROMANT
9.53	.375	115.9	4.563	12	10	861.1-0953-114A1-GM	★	★	★	★	10.0	.394	192	7.559	190.4	7.496	146	5.748	1.6	.063	20	290	COROMANT
9.53	.375	144.4	5.685	15	10	861.1-0953-143A1-GM	★	★	★	★	10.0	.394	217	8.543	215.9	8.500	171	6.732	1.6	.063	20	290	COROMANT
9.53	.375	192.1	7.563	20	10	861.1-0953-191A1-GM	★	★	★	★	10.0	.394	265	10.433	263.5	10.374	219	8.622	1.6	.063	20	290	COROMANT
9.80	.386	119.2	4.693	12	10	861.1-0980-118A1-GM	★	★	★	★	10.0	.394	192	7.559	190.4	7.496	146	5.748	1.6	.063	20	290	COROMANT
9.92	.391	120.7	4.752	12	10	861.1-0992-119A1-GM	★	★	★	★	10.0	.394	192	7.559	190.4	7.496	146	5.748	1.6	.063	20	290	COROMANT
10.00	.394	121.6	4.787	12	10	861.1-1000-120A1-GM	★	★	★	★	10.0	.394	192	7.559	190.4	7.496	146	5.748	1.6	.063	20	290	COROMANT
10.00	.394	151.6	5.969	15	10	861.1-1000-150A1-GM	★	★	★	★	10.0	.394	226	8.898	224.4	8.835	180	7.087	1.6	.063	20	290	COROMANT
10.00	.394	201.6	7.937	20	10	861.1-1000-200A1-GM	★	★	★	★	10.0	.394	276	10.866	274.4	10.803	230	9.055	1.6	.063	20	290	COROMANT
10.20	.402	124.1	4.886	12	12	861.1-1020-122A1-GM	★	★	★	★	12.0	.472	228	8.976	226.3	8.909	176	6.929	1.7	.067	20	290	COROMANT
10.30	.406	125.3	4.933	12	12	861.1-1030-124A1-GM	★	★	★	★	12.0	.472	228	8.976	226.3	8.909	176	6.929	1.7	.067	20	290	COROMANT
10.32	.406	125.5	4.941	12	12	861.1-1032-124A1-GM	★	★	★	★	12.0	.472	228	8.976	226.3	8.909	176	6.929	1.7	.067	20	290	COROMANT
10.40	.409	126.5	4.980	12	12	861.1-1040-125A1-GM	★	★	★	★	12.0	.472	228	8.976	226.3	8.909	176	6.929	1.7	.067	20	290	COROMANT

B84 E9 E28 E14

SPA

Broca de metal duro integral CoroDrill® 861

Para múltiples materiales

Broca para agujeros profundos: suministro interior de refrigerante

TCHA H9
SIG 140°

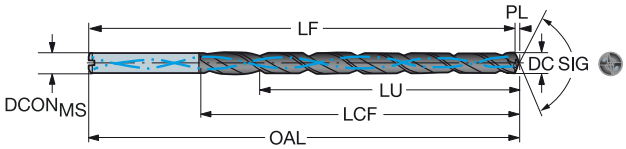

DC	DC"	LU	LU"	ULDR	CZC_{MS}	Código de pedido	P GC34	M GC34	K GC34	N GC34	Dimensiones, mm, pulg. $DCON_{MS}$	$DCON_{MS}$"	OAL	OAL"	LF	LF"	LCF	LCF"	PL	PL"	BAR	PSI	BSG
10.50	.413	127.7	5.028	12	12	861.1-1050-126A1-GM	★	★	★	★	12.0	.472	228	8.976	226.3	8.909	176	6.929	1.7	.067	20	290	COROMANT
10.50	.413	159.2	6.268	15	12	861.1-1050-158A1-GM	★	★	★	★	12.0	.472	240	9.449	238.3	9.382	189	7.441	1.7	.067	20	290	COROMANT
10.50	.413	211.7	8.335	20	12	861.1-1050-210A1-GM	★	★	★	★	12.0	.472	293	11.535	290.8	11.449	242	9.528	1.7	.067	20	290	COROMANT
10.72	.422	130.3	5.130	12	12	861.1-1072-129A1-GM	★	★	★	★	12.0	.472	228	8.976	226.2	8.906	176	6.929	1.8	.071	20	290	COROMANT
11.00	.433	133.8	5.268	12	12	861.1-1100-132A1-GM	★	★	★	★	12.0	.472	228	8.976	226.2	8.906	176	6.929	1.8	.071	20	290	COROMANT
11.00	.433	166.8	6.567	15	12	861.1-1100-165A1-GM	★	★	★	★	12.0	.472	249	9.803	247.2	9.732	198	7.795	1.8	.071	20	290	COROMANT
11.00	.433	221.8	8.732	20	12	861.1-1100-220A1-GM	★	★	★	★	12.0	.472	304	11.969	302.2	11.898	253	9.961	1.8	.071	20	290	COROMANT
11.11	.437	135.2	5.323	12	12	861.1-1111-133A1-GM	★	★	★	★	12.0	.472	228	8.976	226.2	8.906	176	6.929	1.8	.071	20	290	COROMANT
11.11	.437	168.5	6.634	15	12	861.1-1111-167A1-GM	★	★	★	★	12.0	.472	251	9.882	249.2	9.811	200	7.874	1.8	.071	20	290	COROMANT
11.11	.437	224.1	8.823	20	12	861.1-1111-222A1-GM	★	★	★	★	12.0	.472	307	12.087	304.8	12.000	256	10.079	1.8	.071	20	290	COROMANT
11.20	.441	136.2	5.362	12	12	861.1-1120-134A1-GM	★	★	★	★	12.0	.472	228	8.976	226.2	8.906	176	6.929	1.8	.071	20	290	COROMANT
11.50	.453	139.9	5.508	12	12	861.1-1150-138A1-GM	★	★	★	★	12.0	.472	228	8.976	226.1	8.902	176	6.929	1.9	.075	20	290	COROMANT
11.50	.453	174.4	6.866	15	12	861.1-1150-173A1-GM	★	★	★	★	12.0	.472	258	10.158	256.1	10.083	207	8.150	1.9	.075	20	290	COROMANT
11.50	.453	231.9	9.130	20	12	861.1-1150-230A1-GM	★	★	★	★	12.0	.472	316	12.441	313.6	12.347	265	10.433	1.9	.075	20	290	COROMANT
11.80	.465	143.5	5.650	12	12	861.1-1180-142A1-GM	★	★	★	★	12.0	.472	228	8.976	226.1	8.902	176	6.929	1.9	.075	20	290	COROMANT
12.00	.472	146.0	5.748	12	12	861.1-1200-144A1-GM	★	★	★	★	12.0	.472	228	8.976	226.0	8.898	176	6.929	2.0	.079	20	290	COROMANT
12.00	.472	182.0	7.165	15	12	861.1-1200-180A1-GM	★	★	★	★	12.0	.472	267	10.512	265.0	10.433	216	8.504	2.0	.079	20	290	COROMANT
12.00	.472	242.0	9.528	20	12	861.1-1200-240A1-GM	★	★	★	★	12.0	.472	327	12.874	325.0	12.795	276	10.866	2.0	.079	20	290	COROMANT
12.30	.484	149.7	5.894	12	14	861.1-1230-148A1-GM	★	★	★	★	14.0	.551	258	10.158	256.0	10.079	207	8.150	2.0	.079	20	290	COROMANT
12.50	.492	152.0	5.984	12	14	861.1-1250-150A1-GM	★	★	★	★	14.0	.551	258	10.158	256.0	10.079	207	8.150	2.0	.079	20	290	COROMANT
12.70	.500	154.5	6.083	12	14	861.1-1270-152A1-GM	★	★	★	★	14.0	.551	258	10.158	255.9	10.075	207	8.150	2.1	.083	20	290	COROMANT
13.00	.512	158.1	6.224	12	14	861.1-1300-156A1-GM	★	★	★	★	14.0	.551	258	10.158	255.9	10.075	207	8.150	2.1	.083	20	290	COROMANT
13.10	.516	159.3	6.272	12	14	861.1-1310-157A1-GM	★	★	★	★	14.0	.551	258	10.158	255.9	10.075	207	8.150	2.1	.083	20	290	COROMANT
13.50	.531	164.2	6.465	12	14	861.1-1350-162A1-GM	★	★	★	★	14.0	.551	258	10.158	255.8	10.071	207	8.150	2.2	.087	20	290	COROMANT
13.89	.547	169.0	6.654	12	14	861.1-1389-167A1-GM	★	★	★	★	14.0	.551	258	10.158	255.7	10.067	207	8.150	2.3	.091	20	290	COROMANT
14.00	.551	170.3	6.705	12	14	861.1-1400-168A1-GM	★	★	★	★	14.0	.551	258	10.158	255.7	10.067	207	8.150	2.3	.091	20	290	COROMANT
14.50	.571	176.4	6.945	12	16	861.1-1450-174A1-GM	★	★	★	★	16.0	.630	291	11.457	288.6	11.362	236	9.291	2.4	.094	20	290	COROMANT
15.00	.591	182.5	7.185	12	16	861.1-1500-180A1-GM	★	★	★	★	16.0	.630	291	11.457	288.5	11.358	236	9.291	2.5	.098	20	290	COROMANT
15.50	.610	188.5	7.421	12	16	861.1-1550-186A1-GM	★	★	★	★	16.0	.630	291	11.457	288.5	11.358	236	9.291	2.5	.098	20	290	COROMANT
15.88	.625	193.1	7.602	12	16	861.1-1588-191A1-GM	★	★	★	★	16.0	.630	291	11.457	288.4	11.354	236	9.291	2.6	.102	20	290	COROMANT
16.00	.630	194.6	7.661	12	16	861.1-1600-192A1-GM	★	★	★	★	16.0	.630	291	11.457	288.4	11.354	236	9.291	2.6	.102	20	290	COROMANT

B84 E9 E28 E14

CoroDrill® 862

Broca de metal duro enteriza para micro-agujeros con suministro interior de refrigerante

Aplicación

- Tolerancia del agujero posible: H8–H9
- Adecuada para todos los materiales
- Longitudes de broca: 8–12 × diámetro de la broca

O C

Área de aplicación ISO:

P M K N S

Ventajas y características

- Rendimiento elevado en acero, acero inoxidable, fundición y aluminio.
- Geometría de la herramienta de ingeniería especial y tratamiento superficial para evacuar la viruta con eficacia.
- Buena entrada y salida del agujero, tolerancia de agujero estrecha.
- Geometría de ranura ACM (del inglés Advanced Chip Management), viruta más pequeña y manejable.
- Geometría de punta específicamente diseñada para reducir las fuerzas de arrastre.
- La superficie uniforme de la broca permite una evacuación de la viruta rápida y eficiente.
- Los agujeros interiores dirigen el refrigerante hacia la punta de la broca incluso con profundidad de taladrado grandes.

www.sandvik.coromant.com/corodrill862

Recomendaciones

Use CoroChuck 930 con su CoroDrill 862 para conseguir una producción eficiente gracias al reglaje y cambio rápido y sencillo de las herramientas.

SPA

Broca de metal duro integral CoroDrill® 862

Para múltiples materiales

Suministro de refrigerante interior

TCHA H9
SIG 140°

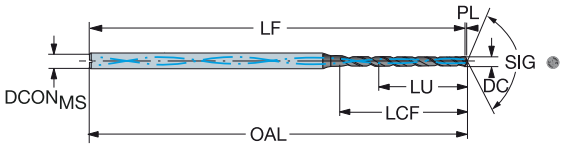

DC	DC"	LU	LU"	ULDR	CZC_{MS}	Código de pedido	P GC34	M GC34	K GC34	N GC34	S GC34	Dimensiones, mm, pulg. $DCON_{MS}$	$DCON_{MS}$"	OAL	OAL"	LF	LF"	LCF	LCF"	PL	PL"	BAR	PSI	BSG
1.85	.073	14.5	.571	7	3	862.1-0185-015A1-GM	★	★	★	★	★	3.0	.118	73	2.874	72.7	2.862	20	.787	0.3	.012	40	580	COROMANT
1.85	.073	22.5	.886	12	3	862.1-0185-022A1-GM	★	★	★	★	★	3.0	.118	73	2.874	72.7	2.862	30	1.181	0.3	.012	40	580	COROMANT
1.90	.075	14.3	.563	7	3	862.1-0190-015A1-GM	★	★	★	★	★	3.0	.118	73	2.874	72.7	2.862	20	.787	0.3	.012	40	580	COROMANT
1.90	.075	23.1	.909	12	3	862.1-0190-023A1-GM	★	★	★	★	★	3.0	.118	73	2.874	72.7	2.862	30	1.181	0.3	.012	40	580	COROMANT
1.98	.078	14.2	.559	7	3	862.1-0198-016A1-GM	★	★	★	★	★	3.0	.118	73	2.874	72.7	2.862	20	.787	0.3	.012	40	580	COROMANT
1.98	.078	24.0	.945	12	3	862.1-0198-024A1-GM	★	★	★	★	★	3.0	.118	73	2.874	72.7	2.862	30	1.181	0.3	.012	40	580	COROMANT
2.00	.079	16.3	.642	8	3	862.1-0200-016A1-GM	★	★	★	★	★	3.0	.118	73	2.874	72.7	2.862	22	.866	0.3	.012	40	580	COROMANT
2.00	.079	24.3	.957	12	3	862.1-0200-024A1-GM	★	★	★	★	★	3.0	.118	73	2.874	72.7	2.862	32	1.260	0.3	.012	40	580	COROMANT
2.05	.081	16.7	.657	8	3	862.1-0205-016A1-GM	★	★	★	★	★	3.0	.118	73	2.874	72.7	2.862	22	.866	0.3	.012	40	580	COROMANT
2.05	.081	24.9	.980	12	3	862.1-0205-025A1-GM	★	★	★	★	★	3.0	.118	73	2.874	72.7	2.862	32	1.260	0.3	.012	40	580	COROMANT
2.08	.082	16.8	.661	8	3	862.1-0208-017A1-GM	★	★	★	★	★	3.0	.118	73	2.874	72.7	2.862	22	.866	0.3	.012	40	580	COROMANT
2.08	.082	25.3	.996	12	3	862.1-0208-025A1-GM	★	★	★	★	★	3.0	.118	73	2.874	72.7	2.862	32	1.260	0.3	.012	40	580	COROMANT
2.10	.083	16.8	.661	8	3	862.1-0210-017A1-GM	★	★	★	★	★	3.0	.118	73	2.874	72.7	2.862	22	.866	0.3	.012	40	580	COROMANT
2.10	.083	25.5	1.004	12	3	862.1-0210-025A1-GM	★	★	★	★	★	3.0	.118	73	2.874	72.7	2.862	32	1.260	0.3	.012	40	580	COROMANT
2.15	.085	16.6	.654	7	3	862.1-0215-017A1-GM	★	★	★	★	★	3.0	.118	73	2.874	72.6	2.858	22	.866	0.4	.016	40	580	COROMANT
2.15	.085	26.2	1.032	12	3	862.1-0215-026A1-GM	★	★	★	★	★	3.0	.118	73	2.874	72.6	2.858	32	1.260	0.4	.016	40	580	COROMANT
2.18	.086	16.6	.654	7	3	862.1-0218-017A1-GM	★	★	★	★	★	3.0	.118	73	2.874	72.6	2.858	22	.866	0.4	.016	40	580	COROMANT
2.20	.087	16.5	.650	7	3	862.1-0220-018A1-GM	★	★	★	★	★	3.0	.118	73	2.874	72.6	2.858	22	.866	0.4	.016	40	580	COROMANT
2.20	.087	26.5	1.043	12	3	862.1-0220-026A1-GM	★	★	★	★	★	3.0	.118	73	2.874	72.6	2.858	32	1.260	0.4	.016	40	580	COROMANT
2.25	.089	18.4	.724	8	3	862.1-0225-018A1-GM	★	★	★	★	★	3.0	.118	78	3.071	77.6	3.055	25	.984	0.4	.016	40	580	COROMANT
2.25	.089	27.4	1.079	12	3	862.1-0225-027A1-GM	★	★	★	★	★	3.0	.118	78	3.071	77.6	3.055	36	1.417	0.4	.016	40	580	COROMANT
2.26	.089	18.5	.728	8	3	862.1-0226-018A1-GM	★	★	★	★	★	3.0	.118	78	3.071	77.6	3.055	25	.984	0.4	.016	40	580	COROMANT
2.30	.091	18.8	.740	8	3	862.1-0230-018A1-GM	★	★	★	★	★	3.0	.118	78	3.071	77.6	3.055	25	.984	0.4	.016	40	580	COROMANT
2.30	.091	28.0	1.102	12	3	862.1-0230-028A1-GM	★	★	★	★	★	3.0	.118	78	3.071	77.6	3.055	36	1.417	0.4	.016	40	580	COROMANT
2.38	.094	19.0	.748	7	3	862.1-0238-019A1-GM	★	★	★	★	★	3.0	.118	78	3.071	77.6	3.055	25	.984	0.4	.016	40	580	COROMANT
2.38	.094	29.0	1.142	12	3	862.1-0238-029A1-GM	★	★	★	★	★	3.0	.118	78	3.071	77.6	3.055	36	1.417	0.4	.016	40	580	COROMANT
2.40	.094	19.0	.748	7	3	862.1-0240-019A1-GM	★	★	★	★	★	3.0	.118	78	3.071	77.6	3.055	25	.984	0.4	.016	40	580	COROMANT
2.40	.094	29.2	1.150	12	3	862.1-0240-029A1-GM	★	★	★	★	★	3.0	.118	78	3.071	77.6	3.055	36	1.417	0.4	.016	40	580	COROMANT
2.44	.096	18.9	.744	7	3	862.1-0244-020A1-GM	★	★	★	★	★	3.0	.118	78	3.071	77.6	3.055	25	.984	0.4	.016	40	580	COROMANT
2.44	.096	29.7	1.169	12	3	862.1-0244-029A1-GM	★	★	★	★	★	3.0	.118	78	3.071	77.6	3.055	36	1.417	0.4	.016	40	580	COROMANT
2.50	.098	18.8	.740	7	3	862.1-0250-020A1-GM	★	★	★	★	★	3.0	.118	78	3.071	77.6	3.055	25	.984	0.4	.016	40	580	COROMANT
2.50	.098	29.8	1.173	11	3	862.1-0250-030A1-GM	★	★	★	★	★	3.0	.118	78	3.071	77.6	3.055	36	1.417	0.4	.016	40	580	COROMANT
2.58	.102	20.6	.811	7	3	862.1-0258-021A1-GM	★	★	★	★	★	3.0	.118	84	3.307	83.6	3.291	27	1.063	0.4	.016	40	580	COROMANT
2.58	.102	31.4	1.236	12	3	862.1-0258-031A1-GM	★	★	★	★	★	3.0	.118	84	3.307	83.6	3.291	38	1.496	0.4	.016	40	580	COROMANT
2.60	.102	20.5	.807	7	3	862.1-0260-021A1-GM	★	★	★	★	★	3.0	.118	84	3.307	83.6	3.291	27	1.063	0.4	.016	40	580	COROMANT
2.60	.102	31.5	1.240	12	3	862.1-0260-031A1-GM	★	★	★	★	★	3.0	.118	84	3.307	83.6	3.291	38	1.496	0.4	.016	40	580	COROMANT
2.64	.104	20.4	.803	7	3	862.1-0264-021A1-GM	★	★	★	★	★	3.0	.118	84	3.307	83.6	3.291	27	1.063	0.4	.016	40	580	COROMANT
2.64	.104	31.4	1.236	11	3	862.1-0264-032A1-GM	★	★	★	★	★	3.0	.118	84	3.307	83.6	3.291	38	1.496	0.4	.016	40	580	COROMANT
2.70	.106	20.3	.799	7	3	862.1-0270-022A1-GM	★	★	★	★	★	3.0	.118	84	3.307	83.6	3.291	27	1.063	0.4	.016	40	580	COROMANT
2.70	.106	31.3	1.232	11	3	862.1-0270-032A1-GM	★	★	★	★	★	3.0	.118	84	3.307	83.6	3.291	38	1.496	0.4	.016	40	580	COROMANT
2.71	.107	22.1	.870	8	3	862.1-0271-022A1-GM	★	★	★	★	★	3.0	.118	84	3.307	83.6	3.291	30	1.181	0.4	.016	40	580	COROMANT
2.80	.110	22.9	.902	8	3	862.1-0280-022A1-GM	★	★	★	★	★	3.0	.118	84	3.307	83.5	3.287	30	1.181	0.5	.020	40	580	COROMANT
2.80	.110	34.1	1.343	12	3	862.1-0280-034A1-GM	★	★	★	★	★	3.0	.118	84	3.307	83.5	3.287	42	1.654	0.5	.020	40	580	COROMANT
2.82	.111	23.0	.906	8	3	862.1-0282-023A1-GM	★	★	★	★	★	3.0	.118	84	3.307	83.5	3.287	30	1.181	0.5	.020	40	580	COROMANT
2.82	.111	34.3	1.350	12	3	862.1-0282-034A1-GM	★	★	★	★	★	3.0	.118	84	3.307	83.5	3.287	42	1.654	0.5	.020	40	580	COROMANT
2.87	.113	22.8	.898	7	3	862.1-0287-023A1-GM	★	★	★	★	★	3.0	.118	84	3.307	83.5	3.287	30	1.181	0.5	.020	40	580	COROMANT
2.87	.113	34.8	1.370	12	3	862.1-0287-034A1-GM	★	★	★	★	★	3.0	.118	84	3.307	83.5	3.287	42	1.654	0.5	.020	40	580	COROMANT
2.90	.114	22.8	.898	7	3	862.1-0290-023A1-GM	★	★	★	★	★	3.0	.118	84	3.307	83.5	3.287	30	1.181	0.5	.020	40	580	COROMANT
2.90	.114	34.8	1.370	12	3	862.1-0290-035A1-GM	★	★	★	★	★	3.0	.118	84	3.307	83.5	3.287	42	1.654	0.5	.020	40	580	COROMANT
2.95	.116	22.6	.890	7	3	862.1-0295-024A1-GM	★	★	★	★	★	3.0	.118	84	3.307	83.5	3.287	30	1.181	0.5	.020	40	580	COROMANT
2.95	.116	34.6	1.362	11	3	862.1-0295-035A1-GM	★	★	★	★	★	3.0	.118	84	3.307	83.5	3.287	42	1.654	0.5	.020	40	580	COROMANT

B92 E9 E28

CoroDrill® 863

Brocas para máquinas de CNC, ADU y robóticas en materiales de estructuras aeroespaciales

Aplicación

- Operaciones CNC y ADU
- Disponibilidad de opciones de CVD, PCD y metal duro
- Tipos de materiales: composites, aluminio, titanio, superaleaciones termorresistentes y acero inoxidable

O C

Área de aplicación ISO:

M N S O

Ventajas y características

- Las geometrías con bajas fuerzas de empuje reducen la delaminación y la rebaba de salida.
- Los artículos en existencias son perfectos para probar su capacidad en aplicaciones específicas.
- La geometría de punta de las herramientas de plástico reforzado de fibra de carbono (CFRP) ofrece una buena salida de los materiales de CFRP tejidos y unidireccionales.

www.sandvik.coromant.com/corodrill863

Gama

- CoroDrill 863® - O: diseñada para una vida útil de la herramienta prolongada en paquetes de CFRP.
- CoroDrill 863® - OS: diseñada para una buena gestión de la viruta en paquetes de CFRP/Titanio.
- CoroDrill 863® - N: diseñada para mecanizado de gran velocidad en paquetes de aluminio.
- CoroDrill 863® - MS: diseñada para aplicaciones de paquetes metálicos duros.

SPA

Broca de metal duro integral CoroDrill® 863

Para mecanizado CNC y ADU en materiales de estructuras aeroespaciales

Suministro de refrigerante interior

TCDC 0-0,008
TCHA H8
TCHAL 4
TCHAU 4
SIG 135°

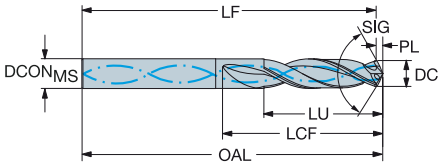

DC	DC"	LU	LU"	ULDR	CZCMS	Código de pedido	N H10F	DCONMS	DCONMS"	OAL	OAL"	LF	LF"	LCF	LCF"	PL	PL"	BAR	PSI	BSG
								Dimensiones, mm, pulg.												
4.83	.190	20.0	.787	4	5	863.1-0483-020A1-N	★	5.0	.197	58	2.283	56.6	2.226	28	1.102	1.5	.057	9	130	COROMANT
4.85	.191	20.0	.787	4	5	863.1-0485-020A1-N	★	5.0	.197	58	2.283	56.6	2.226	28	1.102	1.5	.057	9	130	COROMANT
6.35	.250	26.0	1.024	4	6	863.1-0635-026A1-N	★	6.0	.236	75	2.953	73.1	2.876	37	1.457	2.0	.077	9	130	COROMANT
6.37	.251	26.0	1.024	4	6	863.1-0637-026A1-N	★	6.0	.236	75	2.953	73.1	2.876	37	1.457	2.0	.077	9	130	COROMANT
7.94	.313	32.0	1.260	4	8	863.1-0794-032A1-N	★	8.0	.315	81	3.189	78.6	3.094	43	1.693	2.4	.095	9	130	COROMANT
7.97	.314	32.0	1.260	4	8	863.1-0796-032A1-N	★	8.0	.315	81	3.189	78.6	3.094	43	1.693	2.4	.095	9	130	COROMANT
9.53	.375	39.0	1.535	4	10	863.1-0953-039A1-N	★	10.0	.394	93	3.661	90.1	3.548	51	2.008	2.9	.113	9	130	COROMANT
9.55	.376	39.0	1.535	4	10	863.1-0955-039A1-N	★	10.0	.394	93	3.661	90.1	3.548	51	2.008	2.9	.113	9	130	COROMANT
11.12	.438	43.0	1.693	3	12	863.1-1112-043A1-N	★	12.0	.472	105	4.134	101.6	4.002	58	2.283	3.4	.132	9	130	COROMANT
11.14	.439	43.0	1.693	3	12	863.1-1114-043A1-N	★	12.0	.472	105	4.134	101.6	4.002	58	2.283	3.4	.132	9	130	COROMANT

TCDC 0-0,008
TCHA H8
TCHAL 4
TCHAU 4
SIG 135°

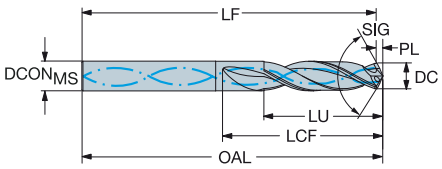

DC	DC"	LU	LU"	ULDR	CZCMS	Código de pedido	N H10F	S H10F	O H10F	DCONMS	DCONMS"	OAL	OAL"	LF	LF"	LCF	LCF"	PL	PL"	BAR	PSI	BSG
										Dimensiones, mm, pulg.												
4.83	.190	20.0	.787	4	5	863.1-0483-020A1-OS	☆	★	★	5.0	.197	58	2.283	55.7	2.193	28	1.102	2.3	.091	9	130	COROMANT
4.85	.191	20.0	.787	4	5	863.1-0485-020A1-OS	☆	★	★	5.0	.197	58	2.283	55.7	2.193	28	1.102	2.3	.091	9	130	COROMANT
6.35	.250	26.0	1.024	4	6	863.1-0635-026A1-OS	☆	★	★	6.0	.236	75	2.953	72.3	2.845	37	1.457	2.7	.107	9	130	COROMANT
6.37	.251	26.0	1.024	4	6	863.1-0637-026A1-OS	☆	★	★	6.0	.236	75	2.953	72.3	2.845	37	1.457	2.7	.108	9	130	COROMANT
7.94	.313	32.0	1.260	4	8	863.1-0794-032A1-OS	☆	★	★	8.0	.315	81	3.189	77.7	3.059	43	1.693	3.3	.130	9	130	COROMANT
7.97	.314	32.0	1.260	4	8	863.1-0796-032A1-OS	☆	★	★	8.0	.315	81	3.189	77.7	3.059	43	1.693	3.3	.130	9	130	COROMANT
9.53	.375	39.0	1.535	4	10	863.1-0953-039A1-OS	☆	★	★	10.0	.394	93	3.661	89.1	3.506	51	2.008	3.9	.155	9	130	COROMANT
9.55	.376	39.0	1.535	4	10	863.1-0955-039A1-OS	☆	★	★	10.0	.394	93	3.661	89.1	3.506	51	2.008	3.9	.155	9	130	COROMANT
11.12	.438	43.0	1.693	3	12	863.1-1112-043A1-OS	☆	★	★	12.0	.472	105	4.134	100.4	3.952	58	2.283	4.6	.182	9	130	COROMANT
11.14	.439	43.0	1.693	3	12	863.1-1114-043A1-OS	☆	★	★	12.0	.472	105	4.134	100.4	3.952	58	2.283	4.6	.182	9	130	COROMANT

B83 E9 E28

Broca de metal duro integral CoroDrill® 863

Para mecanizado CNC y ADU en materiales de estructuras aeroespaciales

TCDC	h7
TCHA	H8
TCHAL	3
TCHAU	3
SIG	90°

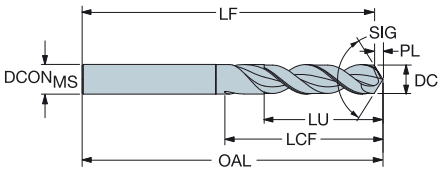

DC	DC"	LU	LU"	ULDR	CZC_{MS}	Código de pedido	0 / N20C	Dimensiones, mm, pulg. $DCON_{MS}$	$DCON_{MS}$"	OAL	OAL"	LF	LF"	PL	PL"	BSG
3.30	.130	17.9	.705	5	6	**863.1-0330-017A0-O**	★	6.0	.236	66	2.598	64.6	2.543	1.4	.056	COROMANT
4.85	.191	26.3	1.035	5	6	**863.1-0485-024A0-O**	★	6.0	.236	82	3.228	79.9	3.146	2.1	.082	COROMANT
6.37	.251	34.6	1.362	5	8	**863.1-0637-032A0-O**	★	8.0	.315	91	3.583	88.3	3.475	2.7	.107	COROMANT
7.96	.313	43.2	1.701	5	8	**863.1-0796-039A0-O**	★	8.0	.315	91	3.583	87.6	3.448	3.4	.135	COROMANT
9.55	.376	51.9	2.043	5	10	**863.1-0955-048A0-O**	★	10.0	.394	103	4.055	98.9	3.894	4.1	.161	COROMANT

B83 E9

SPA

Broca de metal duro integral CoroDrill® 863

Para mecanizado CNC y ADU en materiales de estructuras aeroespaciales

Acoplamiento roscado

TCDC 0-0,008
TCHA H8
TCHAL 4
TCHAU 4
SIG 135°

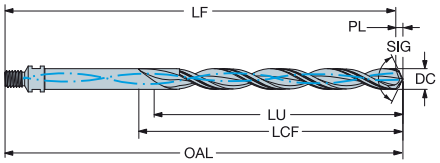

Suministro de refrigerante interior

DC	DC"	LU	LU"	ULDR	CZC_{MS}	Código de pedido	M H10F	N H10F	S H10F	Dimensiones, mm, pulg. OAL	OAL"	LF	LF"	LCF	LCF"	PL	PL"	BAR	PSI	BSG
4.83	.190	30.0	1.181	6	5/16-24	863.1-0483-030B1-MS	★	☆	★	152	6.000	141.9	5.586	101	4.000	1.7	.068	9	130	COROMANT
4.85	.191	30.0	1.181	6	5/16-24	863.1-0485-030B1-MS	★	☆	★	152	6.000	141.3	5.564	101	4.000	1.7	.068	9	130	COROMANT
6.35	.250	39.0	1.535	6	5/16-24	863.1-0635-039B1-MS	★	☆	★	152	6.000	141.4	5.566	101	4.000	2.2	.088	9	130	COROMANT
6.37	.251	39.0	1.535	6	5/16-24	863.1-0637-039B1-MS	★	☆	★	152	6.000	141.3	5.563	101	4.000	2.2	.088	9	130	COROMANT
7.94	.313	48.0	1.890	6	5/16-24	863.1-0794-048B1-MS	★	☆	★	152	6.000	140.8	5.544	101	4.000	2.7	.108	9	130	COROMANT
7.97	.314	48.0	1.890	6	5/16-24	863.1-0796-048B1-MS	★	☆	★	152	6.000	140.8	5.543	101	4.000	2.8	.108	9	130	COROMANT
9.53	.375	58.0	2.283	6	5/16-24	863.1-0953-058B1-MS	★	☆	★	152	6.000	140.3	5.522	101	4.000	3.3	.129	9	130	COROMANT
9.55	.376	58.0	2.283	6	5/16-24	863.1-0955-058B1-MS	★	☆	★	152	6.000	140.3	5.523	101	4.000	3.3	.129	9	130	COROMANT
11.12	.438	67.0	2.638	6	7/16-20	863.1-1112-067B1-MS	★	☆	★	152	6.000	138.1	5.438	101	4.000	3.8	.151	9	130	COROMANT
11.14	.439	67.0	2.638	6	7/16-20	863.1-1114-067B1-MS	★	☆	★	152	6.000	138.1	5.435	101	4.000	3.8	.151	9	130	COROMANT

TCDC 0-0,008
TCHA H8
TCHAL 4
TCHAU 4
SIG 135°

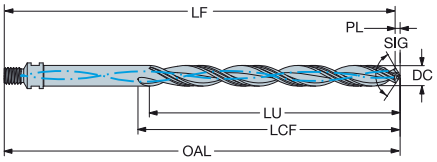

Suministro de refrigerante interior

DC	DC"	LU	LU"	ULDR	CZC_{MS}	Código de pedido	N H10F	S H10F	O H10F	Dimensiones, mm, pulg. OAL	OAL"	LF	LF"	LCF	LCF"	PL	PL"	BAR	PSI	BSG
4.83	.190	30.0	1.181	6	5/16-24	863.1-0483-030B1-OS	☆	★	★	152	6.000	142.3	5.600	101	4.000	1.3	.051	9	130	COROMANT
4.85	.191	30.0	1.181	6	5/16-24	863.1-0485-030B1-OS	☆	★	★	152	6.000	142.3	5.600	101	4.000	1.3	.051	9	130	COROMANT
6.35	.250	39.0	1.535	6	5/16-24	863.1-0635-039B1-OS	☆	★	★	152	6.000	141.8	5.582	101	4.000	1.8	.069	9	130	COROMANT
6.37	.251	39.0	1.535	6	5/16-24	863.1-0637-039B1-OS	☆	★	★	152	6.000	141.8	5.582	101	4.000	1.8	.069	9	130	COROMANT
7.94	.313	48.0	1.890	6	5/16-24	863.1-0794-048B1-OS	☆	★	★	152	6.000	141.3	5.564	101	4.000	2.2	.087	9	130	COROMANT
7.97	.314	48.0	1.890	6	5/16-24	863.1-0796-048B1-OS	☆	★	★	152	6.000	141.4	5.567	101	4.000	2.2	.087	9	130	COROMANT
9.53	.375	58.0	2.283	6	5/16-24	863.1-0953-058B1-OS	☆	★	★	152	6.000	140.9	5.548	101	4.000	2.7	.106	9	130	COROMANT
9.55	.376	58.0	2.283	6	5/16-24	863.1-0955-058B1-OS	☆	★	★	152	6.000	140.9	5.546	101	4.000	2.7	.106	9	130	COROMANT
11.12	.438	67.0	2.638	6	7/16-20	863.1-1112-067B1-OS	☆	★	★	152	6.000	138.8	5.465	101	4.000	3.1	.120	9	130	COROMANT
11.14	.439	67.0	2.638	6	7/16-20	863.1-1114-067B1-OS	☆	★	★	152	6.000	138.8	5.466	101	4.000	3.1	.120	9	130	COROMANT

B83 E9 E28

CoroDrill® 452

Escariadores, avellanadores y brocas de metal duro integral

Aplicación

- Máquinas manuales portátiles
- Agujeros de tornillos y remaches para el sector aeroespacial
- Plástico reforzado con fibra de carbono (CFRP)
- Plástico reforzado con fibra de carbono/materiales metálicos en paquetes

O C

Área de aplicación ISO:

M N S O

Ventajas y características

- Tolerancias de agujero estrechas, buen acabado superficial.
- Herramientas optimizadas para materiales de CFRP y en paquetes metálicos.
- Geometrías de arrastre reducido que minimizan el riesgo de deshilachado y rebabas.

www.sandvik.coromant.com/corodrill452

Gama de herramientas para agujeros de remache y perno. Disponibilidad de opciones como brocas bidiametrales, escariadores y avellanadores.

Gama

- CoroDrill® 452.1–C: diseñada para taladrado de paquetes de CFRP.
- CoroDrill® 452.1–CM: diseñada para taladrado de paquetes de CFRP/metálicos.
- CoroDrill® 452.R–CM: diseñada para escariado de paquetes de CFRP/metálicos.
- CoroDrill® 452.C1: diseñada para avellanado de CFRP.

SPA

Broca de metal duro enteriza CoroDrill® 452

Para máquinas manuales

Para materiales de estructuras aeroespaciales

TCHA H9
SIG 118°

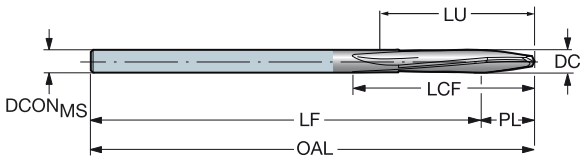

DC	DC"	LU	LU"	ULDR	CZC_{MS}	Código de pedido	O H10F	$DCON_{MS}$	$DCON_{MS}$"	OAL	OAL"	LF	LF"	LCF	LCF"	PL	PL"	BSG
								Dimensiones, mm, pulg.										
2.50	.098	50.0	1.968	20	2	**452.1-0250-044A0-C**	★	2.5	.098	101	4.000	96.1	3.782	56	2.218	5.5	.218	COROMANT
3.26	.129	51.7	2.035	15	3	**452.1-0326-044A0-C**	★	3.3	.128	101	4.000	94.4	3.715	58	2.285	7.2	.285	COROMANT
4.17	.164	53.7	2.114	12	4	**452.1-0417-044A0-C**	★	4.2	.164	101	4.000	92.4	3.636	60	2.364	9.2	.364	COROMANT
4.83	.190	55.2	2.172	11	4	**452.1-0483-044A0-C**	★	4.8	.190	101	4.000	90.9	3.578	61	2.422	10.7	.422	COROMANT
5.56	.219	56.8	2.235	10	7/32	**452.1-0556-044A0-C**	★	5.6	.219	101	4.000	89.3	3.515	63	2.485	12.3	.485	COROMANT
6.35	.250	58.6	2.305	9	1/4	**452.1-0635-044A0-C**	★	6.4	.250	101	4.000	87.5	3.445	64	2.555	14.1	.555	COROMANT
7.94	.313	62.1	2.444	7	5/16	**452.1-0794-044A0-C**	★	7.9	.313	101	4.000	84.0	3.306	68	2.694	17.6	.694	COROMANT

B94 E9

Broca de metal duro enteriza CoroDrill® 452

Para máquinas manuales

Para materiales de estructuras aeroespaciales

TCHA H9
SIG 135°

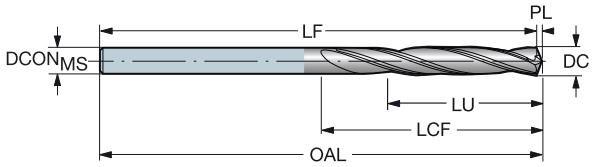

DC	DC"	LU	LU"	ULDR	CZC_{MS}	Código de pedido	M H10F	N H10F	S H10F	O H10F	$DCON_{MS}$	$DCON_{MS}$"	OAL	OAL"	LF	LF"	LCF	LCF"	PL	PL"	BSG
2.50	.098	44.5	1.750	17	2	452.1-0250-044A0-CM	★	★	★	★	2.5	.098	101	4.000	101.1	3.980	50	2.000	0.5	.020	COROMANT
3.26	.129	44.5	1.750	13	3	452.1-0326-044A0-CM	★	★	★	★	3.3	.128	101	4.000	100.9	3.972	50	2.000	0.7	.027	COROMANT
4.17	.164	44.5	1.750	10	4	452.1-0417-044A0-CM	★	★	★	★	4.2	.164	101	4.000	100.7	3.965	50	2.000	0.9	.034	COROMANT
4.83	.190	44.5	1.750	9	4	452.1-0483-044A0-CM	★	★	★	★	4.8	.190	101	4.000	100.6	3.961	50	2.000	1.0	.039	COROMANT
5.56	.219	44.5	1.750	7	7/32	452.1-0556-044A0-CM	★	★	★	★	5.6	.219	101	4.000	100.5	3.955	50	2.000	1.2	.045	COROMANT
6.35	.250	44.5	1.750	6	1/4	452.1-0635-044A0-CM	★	★	★	★	6.4	.250	101	4.000	100.3	3.949	50	2.000	1.3	.052	COROMANT
7.94	.313	44.5	1.750	5	5/16	452.1-0794-044A0-CM	★	★	★	★	7.9	.313	101	4.000	100.0	3.937	50	2.000	1.6	.065	COROMANT

Dimensiones, mm, pulg.

TCHA H9
SIG 135°

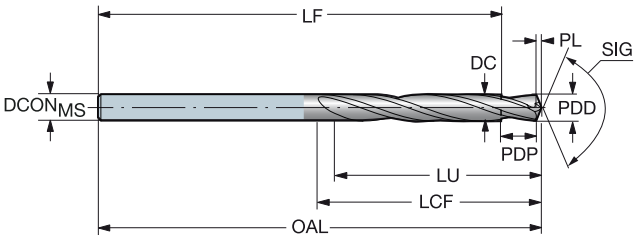

DC	DC"	LU	LU"	ULDR	CZC_{MS}	Código de pedido	M H10F	N H10F	S H10F	O H10F	$DCON_{MS}$	$DCON_{MS}$"	OAL	OAL"	LF	LF"	LCF	LCF"	PL	PL"	PDD	PDD"	PDP	PDP"	BSG
4.17	.164	44.5	1.750	10	4	452.4-0417-034A0-CM	★	★	★	★	4.2	.164	101	4.000	91.3	3.594	50	2.000	0.7	.028	3.37	.133	9.53	.375	COROMANT
4.83	.190	44.5	1.752	9	4	452.4-0483-034A0-CM	★	★	★	★	4.8	.190	101	4.000	91.2	3.589	50	2.000	0.8	.033	4.06	.160	9.53	.375	COROMANT
5.56	.219	44.5	1.750	7	7/32	452.4-0556-034A0-CM	★	★	★	★	5.6	.219	101	4.000	91.0	3.583	50	2.000	1.0	.039	4.76	.188	9.53	.375	COROMANT
6.35	.250	44.5	1.750	7	1/4	452.4-0635-034A0-CM	★	★	★	★	6.4	.250	101	4.000	90.8	3.576	50	2.000	1.2	.045	5.56	.219	9.53	.375	COROMANT
7.94	.313	44.5	1.750	5	5/16	452.4-0794-034A0-CM	★	★	★	★	7.9	.313	101	4.000	90.5	3.563	50	2.000	1.5	.058	7.15	.281	9.53	.375	COROMANT

Dimensiones, mm, pulg.

B94 E9

SPA

Escariador de metal duro enterizo CoroDrill® 452

Para máquinas manuales

Para materiales de estructuras aeroespaciales

452.R..45

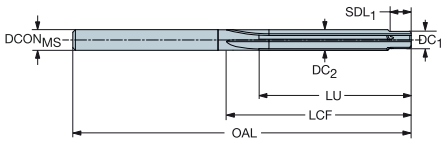

452.R..32

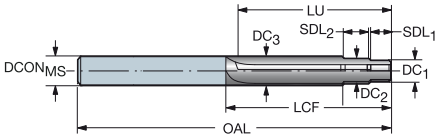

										M	N	S	O	Dimensiones, mm, pulg.										
DC_1	DC_1"	DC_2	DC_2"	DC_3	DC_3"	LU	LU"	CZC_{MS}	Código de pedido	H10F	H10F	H10F	H10F	$DCON_{MS}$	$DCON_{MS}$"	OAL	OAL"	SDL_1	SDL_1"	SDL_2	SDL_2"	LCF	LCF"	BSG
3.10	.122	4.10	.161			45.00	1.772	4	452.R-0410-045A0-CM	★	★	☆	★	4.10	.161	100.00	3.937	3.74	.147			50.00	1.969	COROMANT
4.10	.161	5.10	.201			45.00	1.772	5	452.R-0510-045A0-CM	★	★	☆	★	5.10	.201	100.00	3.937	5.00	.197			50.00	1.969	COROMANT
5.10	.201	6.10	.240			45.00	1.772	6	452.R-0610-045A0-CM	★	★	☆	★	6.10	.240	100.00	3.937	6.00	.236			50.00	1.969	COROMANT
5.54	.218	6.35	.250			45.00	1.772	1/4	452.R-0635-045A0-CM	★	★	☆	★	6.35	.250	100.00	3.937	7.00	.276			50.00	1.969	COROMANT
7.13	.281	7.94	.313			45.00	1.772	5/16	452.R-0794-045A0-CM	★	★	☆	★	7.94	.313	100.00	3.937	8.00	.315			50.00	1.969	COROMANT
2.57	.101	3.35	.132	4.17	.164	50.80	2.000	4	452.R-0417-032A0-CM	★	★	☆	★	4.17	.164	101.60	4.000	6.13	.241	5.95	.234	55.88	2.200	COROMANT
3.96	.156	4.74	.187	5.56	.219	50.80	2.000	7/32	452.R-0556-032A0-CM	★	★	☆	★	5.56	.219	101.60	4.000	6.02	.237	5.95	.234	55.88	2.200	COROMANT
4.75	.187	5.54	.218	6.35	.250	50.80	2.000	1/4	452.R-0635-032A0-CM	★	★	☆	★	6.35	.250	101.60	4.000	6.35	.250	6.35	.250	55.88	2.200	COROMANT
6.34	.250	5.54	.218	7.94	.313	50.80	2.000	5/16	452.R-0794-029A0-CM	★	★	☆	★	7.94	.313	101.60	4.000	7.92	.312	7.92	.312	55.88	2.200	COROMANT

Herramienta de avellanado CoroDrill® 452

Para máquinas manuales

Para materiales de estructuras aeroespaciales

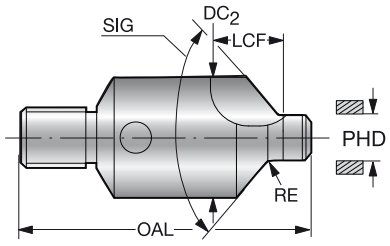

					O	Dimensiones, mm, pulg.									
PHD	PHD"	SIG	CZC_{MS}	Código de pedido	CD10	DC_1	DC_1"	DC_2	DC_2"	OAL	OAL"	LCF	LCF"	RE	RE"
4.14	.163	100°	1/4-28	452.C1-0414-100T-C	★	4.14	.163	10.00	.393	36.00	1.417	7.85	.309	0.90	.035
4.14	.163	130°	1/4-28	452.C1-0414-130T-C	★	4.14	.163	10.00	.393	36.00	1.417	12.10	.476	0.60	.024
4.80	.189	100°	1/4-28	452.C1-0480-100T-C	★	4.80	.189	10.00	.393	36.58	1.440	7.94	.312	0.90	.035
4.80	.189	130°	1/4-28	452.C1-0480-130T-C	★	4.80	.189	10.00	.393	36.58	1.440	11.88	.467	0.60	.024
5.53	.217	100°	1/4-28	452.C1-0553-100T-C	★	5.53	.217	10.00	.393	36.58	1.440	12.01	.472	0.90	.035
5.53	.217	130°	1/4-28	452.C1-0553-130T-C	★	5.53	.217	10.00	.393	36.58	1.440	12.01	.472	0.60	.024
6.32	.249	100°	1/4-28	452.C1-0632-100T-C	★	6.32	.249	14.00	.551	37.82	1.488	14.58	.574	0.90	.035
6.32	.249	130°	1/4-28	452.C1-0632-130T-C	★	6.32	.249	14.00	.551	37.82	1.488	14.53	.572	0.60	.024
7.91	.311	100°	1/4-28	452.C1-0791-100T-C	★	7.91	.311	18.00	.708	39.73	1.564	14.58	.574	1.15	.045
7.91	.311	130°	1/4-28	452.C1-0791-130T-C	★	7.91	.311	18.00	.708	39.73	1.564	14.58	.574	0.90	.035
12.68	.499	100°	3/8-24	452.C1-1268-100T-C	★	12.68	.499	26.00	1.023	49.00	1.929	23.77	.935	1.40	.055

B94 E9

CoroDrill® 400 y CoroDrill® 430

Mecanizado de agujeros extremadamente productivo en aluminio y fundición

Soluciones de herramientas flexibles y precisas

La broca CoroDrill® 400 de canal recto es una solución optimizada, destinada al uso general en la industria de la automoción. Su meditado diseño tiene como objetivo satisfacer requisitos de precisión muy exigentes.

O C

La broca CoroDrill® 430 de canal helicoidal es una solución optimizada, destinada al uso general en la industria de la automoción. Su meditado diseño tiene como objetivo satisfacer requisitos de precisión muy exigentes.

Área de aplicación ISO:

N

Ventajas y características

- Viruta fácil de eliminar
- Rectitud del agujero y acabado superficial optimizados gracias al margen doble
- Permite conseguir varios pasos, chaflanes, radios y formas
- Fácil de reacondicionar
- Entrega rápida
- Flexibilidad

www.sandvik.coromant.com/corodrill400

www.sandvik.coromant.com/corodrill430

Se utiliza en automoción para:

Bloques de cilindros, culatas, carcasas, manguetas y cilindros de freno
Aleaciones de aluminio-silicio y todas las calidades de fundición, GCI, CGI y nodular incluidas
Pre-roscado de agujeros
Agujeros achaflanados y formas multidiametrales

Estría Recta

Para formas multidiametrales complejas y grandes diferencias de diámetro

Tres canales

Para abrir agujeros existentes (taladrado de núcleos)



SPA

Broca de metal duro enteriza CoroDrill® 400

Para aluminio

Suministro de refrigerante interior

TCHA H9
SIG 135°

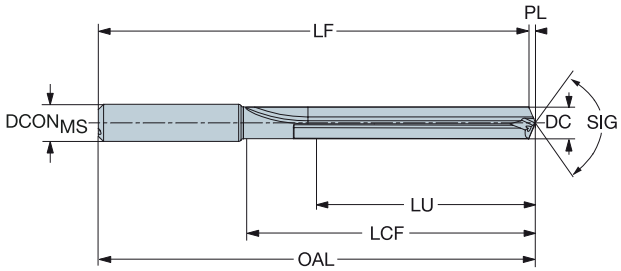

DC	DC"	LU	LU"	ULDR	CZC_{MS}	Código de pedido	N		Dimensiones, mm, pulg.													BSG
							N1BU	N1DU	$DCON_{MS}$	$DCON_{MS}$"	OAL	OAL"	LF	LF"	LCF	LCF"	PL	PL"	SIG	BAR	PSI	
5.00	.197	30.0	1.181	6	6	400.1-0500-030A1-NM	★	★	6.0	.236	85	3.346	84.0	3.308	45	1.785	1.0	.038	135°	20	290	COROMANT
7.00	.276	50.0	1.969	7	8	400.1-0700-050A1-NM	★	★	8.0	.315	110	4.331	108.6	4.276	68	2.695	1.4	.054	135°	20	290	COROMANT
10.20	.402	70.0	2.756	6	12	400.1-1020-070A1-NM	★	★	12.0	.472	140	5.512	138.0	5.432	92	3.652	2.0	.080	135°	20	290	COROMANT
12.50	.492	75.0	2.953	6	14	400.1-1250-075A1-NM	★	★	14.0	.551	150	5.906	147.5	5.807	100	3.956	2.5	.099	135°	20	290	COROMANT

Suministro de refrigerante interior

TCHA H9
SIG 135°

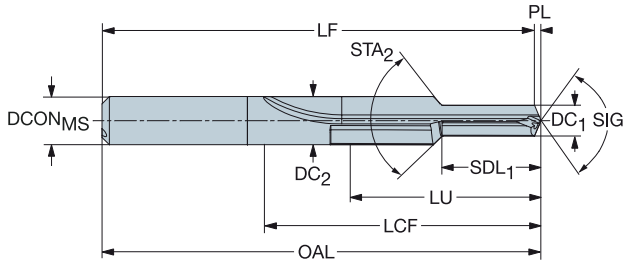

DC_1	DC_1"	DC_2	DC_2"	SDL_1	SDL_1"	STA_2	LU	LU"	CZC_{MS}	Código de pedido	N		Dimensiones, mm, pulg.												BSG
											N1BU	N1DU	$DCON_{MS}$	$DCON_{MS}$"	OAL	OAL"	LF	LF"	LCF	LCF"	PL	PL"	SIG	BAR	PSI	
5.00	.197	8.00	.315	15.00	.591	90°	31.0	1.220	8	400.4-0500-031A1-NM	★	★	8.0	.315	90	3.543	89.0	3.505	50	2.002	1.0	.038	135°	20	290	COROMANT
6.80	.268	10.00	.394	20.40	.803	90°	40.0	1.575	10	400.4-0680-040A1-NM	★	★	10.0	.394	105	4.134	103.7	4.081	62	2.452	1.3	.053	135°	20	290	COROMANT
8.50	.335	12.00	.472	25.50	1.004	90°	50.0	1.969	12	400.4-0850-050A1-NM	★	★	12.0	.472	125	4.921	123.3	4.855	74	2.940	1.7	.067	135°	20	290	COROMANT
10.20	.402	16.00	.630	30.60	1.205	90°	63.0	2.480	16	400.4-1020-063A1-NM	★	★	16.0	.630	145	5.709	143.0	5.629	91	3.605	2.0	.080	135°	20	290	COROMANT

Tipo de broca 4 para las RPM de DC2 y la velocidad de avance de DC1.

B94 E9

Broca de metal duro enteriza CoroDrill® 430

Para aluminio

Suministro de refrigerante interior

TCHA H9
SIG 135°

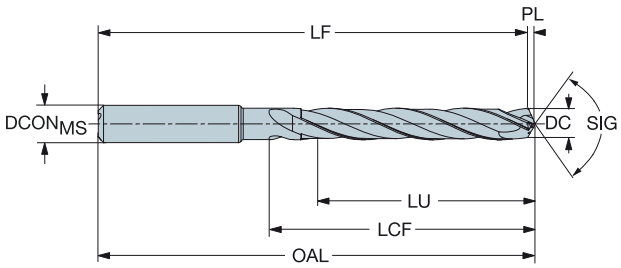

DC	DC"	LU	LU"	ULDR	CZCMS	Código de pedido	N	N1BU	DCONMS	DCONMS"	OAL	OAL"	LF	LF"	LCF	LCF"	PL	PL"	SIG	BAR	PSI	BSG
5.00	.197	30.0	1.181	6	6	430.1-0500-030A1-NM	★		6.0	.236	85	3.346	84.0	3.306	37	1.476	1.0	.041	135°	20	290	COROMANT
7.00	.276	50.0	1.969	7	8	430.1-0700-050A1-NM	★		8.0	.315	110	4.331	108.6	4.274	60	2.382	1.5	.057	135°	20	290	COROMANT
10.20	.402	70.0	2.756	6	12	430.1-1020-070A1-NM	★		12.0	.472	140	5.512	137.9	5.429	85	3.358	2.1	.083	135°	20	290	COROMANT
12.50	.492	75.0	2.953	6	14	430.1-1250-075A1-NM	★		14.0	.551	150	5.906	147.4	5.804	93	3.693	2.6	.102	135°	20	290	COROMANT

Suministro de refrigerante interior



TCHA H9
SIG 135°

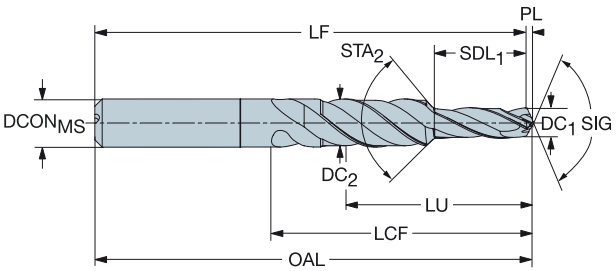

DC1	DC1"	DC2	DC2"	SDL1	SDL1 "	STA2	LU	LU"	CZCMS	Código de pedido	N	N1BU	DCONMS	DCONMS"	OAL	OAL"	LF	LF"	LCF	LCF"	PL	PL"	SIG	BAR	PSI	BSG
5.00	.197	8.00	.315	15.00	.591	90°	31.0	1.220	8	430.4-0500-031A1-NM	★		8.0	.315	90	3.543	89.0	3.503	39	1.535	1.0	.041	135°	20	290	COROMANT
6.80	.268	10.00	.394	20.40	.803	90°	40.4	1.591	10	430.4-0680-040A1-NM	★		10.0	.394	105	4.134	103.6	4.078	50	1.984	1.4	.056	135°	20	290	COROMANT
8.50	.335	12.00	.472	25.50	1.004	90°	49.5	1.949	12	430.4-0850-050A1-NM	★		12.0	.472	125	4.921	123.2	4.852	61	2.421	1.8	.069	135°	20	290	COROMANT
10.20	.402	16.00	.630	30.60	1.205	90°	62.6	2.465	16	430.4-1020-063A1-NM	★		16.0	.630	145	5.709	142.9	5.626	78	3.094	2.1	.083	135°	20	290	COROMANT

Tipo de broca 4 para las RPM de DC2 y la velocidad de avance de DC1.

B94 E9

SPA

Seleccionar sus datos de corte

La formación y la evacuación de la viruta son factores críticos en taladrado y dependen del material de la pieza, la elección de la geometría de la plaquita/broca, el volumen y la presión de refrigerante y los datos de corte. El atasco de la viruta puede provocar el desplazamiento radial de la broca y, por consiguiente, afectar a la calidad del agujero, la vida útil y la fiabilidad de la broca, o a la rotura de brocas/plaquitas.

Se considera que la formación de viruta es aceptable cuando es posible evacuar la viruta de la broca sin perturbaciones. El mejor modo de identificarlo es escuchar durante el taladrado. Un sonido homogéneo significa que la evacuación de la viruta es buena, pero un sonido intermitente indica que la viruta se atasca. Compruebe la fuerza de avance o el monitor de potencia. Si existen irregularidades, el atasco de la viruta podría ser el motivo. Observe la viruta: si es larga y está doblada, en lugar de enroscada, se ha producido algún atasco. Observe el agujero: si se ha producido atasco de viruta, se apreciará una superficie irregular.

Efectos de la velocidad de corte: v_c

Velocidad de corte demasiado alta:
Rápido desgaste en incidencia
Deformación plástica
Calidad y tolerancia del agujero deficientes

Velocidad de corte demasiado baja:
Filo de aportación
Evacuación deficiente de la viruta
Mayor tiempo de corte

Efectos de la velocidad de avance: f_n

Alta velocidad de avance:
Rotura de la viruta más difícil
Menor tiempo de corte
Menor desgaste de la herramienta, pero mayor riesgo de rotura de la broca
Calidad del agujero reducida

Baja velocidad de avance:
Preferible para materiales de viruta larga
Mejora de la calidad
Desgaste acelerado de la herramienta
Mayor tiempo de corte

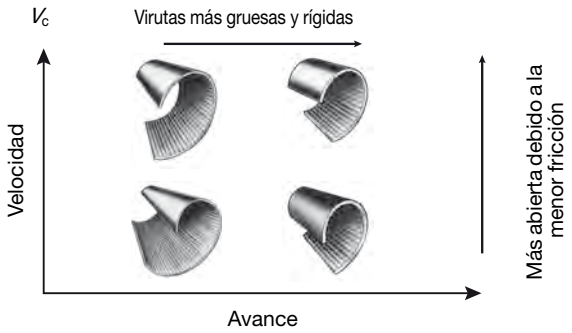

Alcanzar agujeros de buena calidad

Evacuación de la viruta
Compruebe que la evacuación de la viruta sea la adecuada. El atasco de viruta afecta a la calidad del agujero y a la fiabilidad/vida útil de la herramienta. La geometría de la plaquita o broca y los datos de corte son cruciales.

Estabilidad, reglaje de la herramienta
Utilice la broca más corta posible. Utilice un portaherramientas rígido y preciso con una desviación mínima. Asegúrese de que el husillo de la máquina esté en buenas condiciones y bien alineado. Compruebe que la pieza esté fija y estable. Defina la velocidad de avance correcta para superficies irregulares y en ángulo y agujeros cruzados.

CoroDrill® 860-GM

Valores métricos

ISO	Núm. MC	Material	Dureza Brinell HB	Velocidad de corte,vc (m/min)
P		**Acero no aleado**		(mín.-inicio-máx.)
	P1.1.Z.AN	C = 0.05-0.10%	125	120-145-170
	P1.1.Z.AN	C = 0.1-0.25%	125	120-145-170
	P1.2.Z.AN	C = 0.25-0.55%	150	100-125-150
	P1.3.Z.AN	C = 0.55-0.80%	170	100-125-150
		Acero de alto cont. en carbono		
	P1.3.Z.AN	Acero de herramientas al carbono	210	100-125-150
		Acero de baja aleación		
	P2.1.Z.AN	No templado	175	100-125-150
	P2.5.Z.HT.1	Endurecido y templado	275	80-100-120
	P2.5.Z.HT.2	Endurecido y templado	350	60-80-100
		Acero de alta aleación		
	P3.0.Z.AN	Recocido	200	64-77-90
	P3.0.Z.HT.1	Acero de herram. templado	300	64-77-90
		Acero fundido		
	P1.5.C.UT	Acero no aleado	150	64-77-90
	P2.6.C.UT	Baja aleación (elementos de aleación < 5%)	200	64-77-90

Valores en pulgadas

ISO	Núm. MC	Material	Dureza Brinell HB	Velocidad de corte (V_c) p/min
P		**Acero no aleado**		(mín.-inicio-máx.)
	P1.1.Z.AN	C = 0.05-0.10%	125	393 - 475 - 557
	P1.1.Z.AN	C = 0.1-0.25%	125	393 - 475 - 557
	P1.2.Z.AN	C = 0.25-0.55%	150	328 - 410 - 492
	P1.3.Z.AN	C = 0.55-0.80%	170	328 - 410 - 492
		Acero de alto cont. en carbono		
	P1.3.Z.AN	Acero de herramientas al carbono	210	328 - 410 - 492
		Acero de baja aleación		
	P2.1.Z.AN	No templado	175	328 - 410 - 492
	P2.5.Z.HT.1	Endurecido y templado	275	262 - 328 - 393
	P2.5.Z.HT.2	Endurecido y templado	350	196 - 262 - 328
		Acero de alta aleación		
	P3.0.Z.AN	Recocido	200	209 - 252 - 295
	P3.0.Z.HT.1	Acero de herram. templado	300	209 - 252 - 295
		Acero fundido		
	P1.5.C.UT	Acero no aleado	150	209 - 252 - 295
	P2.6.C.UT	Baja aleación (elementos de aleación < 5%)	200	209 - 252 - 295

Valores métricos

ISO	Núm. MC	Material	Dureza Brinell HB	Velocidad de corte,vc (m/min)
M		**Acero inoxidable**		(mín.-inicio-máx.)
	M1.0.Z.AQ	Austenítico	200	30-38-46
	M2.0.Z.AQ	Súper austenítico Ni>20%	200	28-36-44
	M3.1.Z.AQ	Dúplex (austenítico/ferrítico)	230	28-35-42
	M3.2.Z.AQ	Dúplex (austenítico/ferrítico)	260	26-31-35
	M1.0.C.UT	Austenítico	200	28-36-44
	M2.0.C.AQ	Súper austenítico Ni>20%	200	28-36-44
	M3.1.C.AQ	Ferrítica	230	24-30-36

Valores en pulgadas

ISO	Núm. MC	Material	Dureza Brinell HB	Velocidad de corte (V_c) p/min
M		**Acero inoxidable**		(mín.-inicio-máx.)
	M1.0.Z.AQ	Austenítico	200	98-125-151
	M2.0.Z.AQ	Súper austenítico Ni>20%	200	92-118-144
	M3.1.Z.AQ	Dúplex (austenítico/ferrítico)	230	92-115-138
	M3.2.Z.AQ	Dúplex (austenítico/ferrítico)	260	85-102-115
	M1.0.C.UT	Austenítico	200	92-118-144
	M2.0.C.AQ	Súper austenítico Ni>20%	200	92-118-144
	M3.1.C.AQ	Ferrítica	230	79-98-118

SPA

CoroDrill® 860-GM

Valores métricos

Diám. de broca, mm							
3	4	6	8	10	12	16	20
Avance(fn) mm/r							
(mín.-inicio-máx.)							
0.06-0.10-0.14	0.10-0.16-0.22	0.15-0.20-0.25	0.16-0.22-0.28	0.20-0.25-0.30	0.20-0.26-0.34	0.24-0.30-0.38	0.26-0.34-0.40
0.06-0.10-0.14	0.10-0.16-0.22	0.15-0.20-0.25	0.16-0.22-0.28	0.20-0.25-0.30	0.20-0.26-0.34	0.24-0.30-0.38	0.26-0.34-0.40
0.06-0.10-0.14	0.10-0.16-0.22	0.15-0.20-0.25	0.16-0.22-0.28	0.20-0.25-0.30	0.20-0.26-0.34	0.24-0.30-0.38	0.26-0.34-0.40
0.06-0.10-0.14	0.10-0.16-0.22	0.15-0.20-0.25	0.16-0.22-0.28	0.20-0.25-0.30	0.20-0.26-0.34	0.24-0.30-0.38	0.26-0.34-0.40
0.06-0.10-0.14	0.10-0.16-0.22	0.15-0.20-0.25	0.16-0.22-0.28	0.20-0.25-0.30	0.20-0.26-0.34	0.24-0.30-0.38	0.26-0.34-0.40
0.06-0.10-0.14	0.10-0.16-0.22	0.15-0.20-0.25	0.16-0.22-0.28	0.20-0.25-0.30	0.20-0.26-0.34	0.24-0.30-0.38	0.26-0.34-0.40
0.06-0.09-0.12	0.08-0.11-0.14	0.10-0.14-0.18	0.12-0.17-0.23	0.14-0.21-0.28	0.17-0.24-0.31	0.20-0.27-0.34	0.23-0.30-0.37
0.06-0.09-0.12	0.08-0.11-0.14	0.10-0.14-0.18	0.12-0.17-0.23	0.14-0.21-0.28	0.17-0.24-0.31	0.20-0.27-0.34	0.23-0.30-0.37
0.06-0.10-0.14	0.10-0.16-0.22	0.15-0.20-0.25	0.16-0.22-0.28	0.20-0.25-0.30	0.20-0.26-0.34	0.24-0.30-0.38	0.26-0.34-0.40
0.06-0.09-0.12	0.08-0.11-0.14	0.10-0.14-0.18	0.12-0.17-0.23	0.14-0.21-0.28	0.17-0.24-0.31	0.20-0.27-0.34	0.23-0.30-0.37
0.06-0.10-0.14	0.10-0.16-0.22	0.15-0.20-0.25	0.16-0.22-0.28	0.20-0.25-0.30	0.20-0.26-0.34	0.24-0.30-0.38	0.26-0.34-0.40
0.06-0.10-0.14	0.10-0.16-0.22	0.15-0.20-0.25	0.16-0.22-0.28	0.20-0.25-0.30	0.20-0.26-0.34	0.24-0.30-0.38	0.26-0.34-0.40

Valores en pulgadas

Diámetro de broca, pulgadas							
0.1181	0.1575	0.2362	0.315	0.3937	0.4724	0.6299	0.7874
Avance (f_n), pulg./r							
(mín.-inicio-máx.)							
.0023-.0039-.0055	.0039-.0062-.0086	.0059-.0078-.0098	.0062-.0086-.0110	.0078-.0098-.0118	.0078-.0102-.0133	.0094-.0118-.0149	.0090-.0118-.0145
.0023-.0039-.0055	.0039-.0062-.0086	.0059-.0078-.0098	.0062-.0086-.0110	.0078-.0098-.0118	.0078-.0102-.0133	.0094-.0118-.0149	.0090-.0118-.0145
.0023-.0039-.0055	.0039-.0062-.0086	.0059-.0078-.0098	.0062-.0086-.0110	.0078-.0098-.0118	.0078-.0102-.0133	.0094-.0118-.0149	.0090-.0118-.0145
.0023-.0039-.0055	.0039-.0062-.0086	.0059-.0078-.0098	.0062-.0086-.0110	.0078-.0098-.0118	.0078-.0102-.0133	.0094-.0118-.0149	.0090-.0118-.0145
.0023-.0039-.0055	.0039-.0062-.0086	.0059-.0078-.0098	.0062-.0086-.0110	.0078-.0098-.0118	.0078-.0102-.0133	.0094-.0118-.0149	.0090-.0118-.0145
.0023-.0039-.0055	.0039-.0062-.0086	.0059-.0078-.0098	.0062-.0086-.0110	.0078-.0098-.0118	.0078-.0102-.0133	.0094-.0118-.0149	.0090-.0118-.0145
.0023-.0035-.0047	.0031-.0043-.0055	.0039-.0055-.0070	.0047-.0066-.0090	.0055-.0082-.0110	.0066-.0094-.0122	.0078-.0106-.0133	.0090-.0118-.0145
.0023-.0035-.0047	.0031-.0043-.0055	.0039-.0055-.0070	.0047-.0066-.0090	.0055-.0082-.0110	.0066-.0094-.0122	.0078-.0106-.0133	.0090-.0118-.0145
.0023-.0039-.0055	.0039-.0062-.0086	.0059-.0078-.0098	.0062-.0086-.0110	.0078-.0098-.0118	.0078-.0102-.0133	.0094-.0118-.0149	.0102-.0133-.0157
.0023-.0035-.0047	.0031-.0043-.0055	.0039-.0055-.0070	.0047-.0066-.0090	.0055-.0082-.0110	.0066-.0094-.0122	.0078-.0106-.0133	.0090-.0118-.0145
.0023-.0039-.0055	.0039-.0062-.0086	.0059-.0078-.0098	.0062-.0086-.0110	.0078-.0098-.0118	.0078-.0102-.0133	.0094-.0118-.0149	.0102-.0133-.0157
.0023-.0039-.0055	.0039-.0062-.0086	.0059-.0078-.0098	.0062-.0086-.0110	.0078-.0098-.0118	.0078-.0102-.0133	.0094-.0118-.0149	.0102-.0133-.0157

Valores métricos

Diám. de broca, mm							
3	4	6	8	10	12	16	20
Avance(fn) mm/r							
(mín.-inicio-máx.)							
0.08-0.10-0.12	0.10-0.12-0.14	0.11-0.15-0.17	0.18-0.20-0.22	0.24-0.28-0.32	0.24-0.28-0.32	0.28-0.32-0.36	0.30-0.34-0.38
0.08-0.10-0.12	0.10-0.12-0.14	0.13-0.15-0.17	0.18-0.20-0.22	0.24-0.28-0.32	0.24-0.28-0.32	0.28-0.32-0.36	0.30-0.34-0.38
0.06-0.07-0.09	0.06-0.08-0.10	0.09-0.11-0.13	0.11-0.14-0.17	0.14-0.17-0.20	0.16-0.20-0.24	0.21-0.23-0.25	0.22-0.24-0.26
0.06-0.07-0.09	0.06-0.08-0.10	0.09-0.11-0.13	0.11-0.14-0.17	0.14-0.17-0.20	0.16-0.20-0.24	0.21-0.23-0.25	0.22-0.24-0.26
0.08-0.10-0.12	0.10-0.12-0.14	0.13-0.15-0.17	0.18-0.20-0.22	0.24-0.28-0.32	0.24-0.28-0.32	0.28-0.32-0.36	0.30-0.34-0.38
0.08-0.10-0.12	0.10-0.12-0.14	0.13-0.15-0.17	0.18-0.20-0.22	0.24-0.28-0.32	0.24-0.28-0.32	0.28-0.32-0.36	0.30-0.34-0.38
0.05-0.07-0.09	0.06-0.08-0.10	0.09-0.11-0.13	0.11-0.14-0.17	0.14-0.17-0.20	0.16-0.20-0.24	0.21-0.23-0.25	0.22-0.24-0.26

Valores en pulgadas

Diámetro de broca, pulgadas							
0.1181	0.1575	0.2362	0.315	0.3937	0.4724	0.6299	0.7874
Avance f_n pulg./r							
(mín.-inicio-máx.)							
.0031-.0039-.0047	.0039-.0047-.0055	.0043-.0059-.0067	.0071-.0079-.0087	.0094-.0110-.0126	.0094-.0110-.0126	.0110-.0126-.0142	.0118-.0134-.0150
.0031-.0039-.0047	.0039-.0047-.0055	.0051-.0059-.0067	.0071-.0079-.0087	.0094-0.011-.0126	.0094-.0110-.0126	.0110-.0126-.0142	.0118-.0134-.0150
.0024-.0028-.0035	.0024-.0031-.0039	.0035-.0043-.0051	.0043-.0055-.0067	.0055-.0067-.0079	.0063-.0079-.0094	.0083-.0091-.0098	.0087-.0094-.0102
.0024-.0028-.0035	.0024-.0031-.0039	.0035-.0043-.0051	.0043-.0055-.0067	.0055-.0067-.0079	.0063-.0079-.0094	.0083-.0091-.0098	.0087-.0094-.0102
.0031-.0039-.0047	.0039-.0047-.0055	.0051-.0059-.0067	.0071-.0079-.0087	.0094-.0110-.0126	.0094-.0110-.0126	.0110-.0126-.0142	.0118-.0134-.0150
.0031-.0039-.0047	.0039-.0047-.0055	.0051-.0059-.0067	.0071-.0079-.0087	.0094-.0110-.0126	.0094-.0110-.0126	.0110-.0126-.0142	.0118-.0134-.0150
.0020-.0028-.0035	.0024-.0031-.0039	.0035-.0043-.0051	.0043-.0055-.0067	.0055-.0067-.0079	.0063-.0079-.0094	.0083-.0091-.0098	.0087-.0094-.0102

CoroDrill® 860-GM

Valores métricos

ISO	Núm. MC	Material	Dureza Brinell HB	Velocidad de corte,vc (m/min)
K		**Fundición maleable**		(mín.-inicio-máx.)
	K1.1.C.NS	Ferrítica Perlítica	200	80-100-120
		Fundición gris		
	K2.1.C.UT	Baja resistencia a la tracción	180	100-120-140
	K2.2.C.UT	Alta resistencia a la tracción	245	80-100-120
	K2.3.C.UT	Alta resistencia a la tracción	175	100-120-140
		Fundición nodular		
	K3.1.C.UT	Ferrítica	155	100-120-140
	K3.2.C.UT	Perlítica	215	80-100-120
	K3.3.C.UT	Perlítica	265	100-120-140
	K3.5.C.UT	Perlítica	190	100-120-140
	K5.1.C.UT	ADI	300	60-80-100

Valores en pulgadas

ISO	Núm. MC	Material	Dureza Brinell HB	Velocidad de corte (V_c) p/min
K		**Fundición maleable**		(mín.-inicio-máx.)
	K1.1.C.NS	Ferrítica Perlítica	200	262-328-393
		Fundición gris		
	K2.1.C.UT	Baja resistencia a la tracción	180	328-393-459
	K2.2.C.UT	Alta resistencia a la tracción	245	262-328-393
	K2.3.C.UT	Alta resistencia a la tracción	175	328-393-459
		Fundición nodular		
	K3.1.C.UT	Ferrítica	155	328-393-459
	K3.2.C.UT	Perlítica	215	262-328-393
	K3.3.C.UT	Perlítica	265	328-393-459
	K3.5.C.UT	Perlítica	190	328-393-459
	K5.1.C.UT	ADI	300	196-262-328

Valores métricos

ISO	Núm. MC	Material	Dureza Brinell HB	Velocidad de corte,vc (m/min)
S		**Superaleaciones termorresistentes: base de níquel**		(mín.-inicio-máx.)
	S2.0.Z.AN	Recocidas o tratadas en solución	250	15-20-25
	S2.0.Z.AG	Envejecidas o tratadas en solución y envejecidas	350	10-15-20
	S2.0.C.NS	Fundición, o fundición y envejecido	320	10-15-20
		Aleaciones de titanio		
	S4.1.Z.UT	Austenítico	200	40-50-60
	S4.2.Z.AN	Recocido	180	40-50-60
	S4.3.Z.AG	Aleaciones en estado envejecido	245	30-40-50

Valores en pulgadas

ISO	Núm. MC	Material	Dureza Brinell HB	Velocidad de corte (V_c) p/min
S		**Superaleaciones termorresistentes: base de níquel**		(mín.-inicio-máx.)
	S2.0.Z.AN	Recocidas o tratadas en solución	250	49-65-82
	S2.0.Z.AG	Envejecidas o tratadas en solución y envejecidas	350	32-49-65
	S2.0.C.NS	Fundición, o fundición y envejecido	320	32-49-65
		Aleaciones de titanio		
	S4.1.Z.UT	Austenítico	200	131-164-196
	S4.2.Z.AN	Recocido	180	131-164-196
	S4.3.Z.AG	Aleaciones en estado envejecido	245	98-131-164

SPA

CoroDrill® 860-GM

Valores métricos

Diám. de broca, mm							
3	4	6	8	10	12	16	20
Avance(fn) mm/r							
(mín.-inicio-máx.)							
0.08-0.10-0.12	0.10-0.12-0.14	0.12-0.16-0.18	0.16-0.20-0.24	0.20-0.25-0.30	0.22-0.28-0.33	0.25-0.32-0.38	0.27-0.34-0.40
0.10-0.15-0.20	0.14-0.18-0.23	0.16-0.22-0.27	0.20-0.26-0.312	0.26-0.33-0.40	0.30-0.38-0.45	0.34-0.43-0.51	0.36-0.45-0.54
0.08-0.10-0.12	0.10-0.12-0.14	0.12-0.16-0.18	0.16-0.20-0.24	0.20-0.25-0.30	0.22-0.28-0.33	0.25-0.32-0.38	0.27-0.34-0.40
0.10-0.15-0.20	0.14-0.18-0.23	0.16-0.22-0.27	0.20-0.26-0.31	0.26-0.33-0.40	0.30-0.38-0.45	0.34-0.43-0.51	0.36-0.45-0.54
0.10-0.13-0.15	0.12-0.15-0.18	0.16-0.20-0.24	0.20-0.26-0.31	0.26-0.33-0.40	0.30-0.38-0.45	0.34-0.43-0.51	0.36-0.45-0.54
0.08-0.12-0.16	0.12-0.15-0.18	0.14-0.18-0.20	0.18-0.23-0.28	0.20-0.27-0.34	0.24-0.30-0.36	0.25-0.32-0.38	0.27-0.34-0.40
0.08-0.12-0.16	0.12-0.15-0.18	0.14-0.18-0.20	0.18-0.23-0.28	0.20-0.27-0.34	0.24-0.30-0.36	0.25-0.32-0.38	0.27-0.34-0.40
0.10-0.13-0.15	0.12-0.15-0.18	0.16-0.20-0.24	0.20-0.26-0.31	0.26-0.33-0.40	0.30-0.38-0.45	0.34-0.43-0.51	0.36-0.45-0.54
0.08-0.12-0.16	0.12-0.15-0.18	0.14-0.18-0.20	0.18-0.23-0.28	0.20-0.27-0.34	0.24-0.30-0.36	0.25-0.32-0.38	0.27-0.34-0.40

Valores en pulgadas

Diámetro de broca, pulgadas							
0.1181	0.1575	0.2362	0.315	0.3937	0.4724	0.6299	0.7874
Avance (f_n), pulg./r							
(mín.-inicio-máx.)							
.0031-.0039-.0047	.0039-.0047-.0055	.0047-.0062-.0071	.0062-.0078-.0094	.0078-.0098-.0118	.0086-.0110-.0129	.0098-.0125-.0149	.0160-.0133-.0157
.0039-.0059-.0078	.0055-.0070-.0090	.0062-.0086-.0106	.0078-.0102-.0122	.0102-.0129-.0157	.0118-.0149-.0177	.0133-.0169-.0200	.0141-.0177-.0213
.0031-.0039-.0047	.0039-.0047-.0055	.0047-.0062-.0071	.0062-.0078-.0094	.0078-.0098-.0118	.0086-.0110-.0129	.0098-.0125-.0149	.0160-.0133-.0157
.0039-.0059-.0078	.0055-.0070-.0090	.0062-.0086-.0106	.0078-.0102-.0122	.0102-.0129-.0157	.0118-.0149-.0177	.0133-.0169-.0200	.0141-.0177-.0213
.0039-.0051-.0059	.0047-.0059-.0070	0062-.0078-.0094	.0078-.0102-.0122	.0102-.0129-.0157	.0118-.0149-.0177	.0133-.0169-.0200	.0141-.0177-.0213
.0031-.0047-.0062	.0047-.0059-.0070	.0055-.0070-.0078	.0070-.0090-.0110	.0078-.0106-.0133	.0094-.0128-.0141	.0098-.0125-.0149	.0160-.0133-.0157
.0031-.0047-.0062	.0047-.0059-.0070	.0055-.0070-.0078	.0070-.0090-.0110	.0078-.0106-.0133	.0094-.0128-.0141	.0098-.0125-.0149	.0160-.0133-.0157
.0039-.0051-.0059	.0047-.0059-.0070	0062-.0078-.0094	.0078-.0102-.0122	.0102-.0129-.0157	.0118-.0149-.0177	.0133-.0169-.0200	.0141-.0177-.0213
.0031-.0047-.0062	.0047-.0059-.0070	.0055-.0070-.0078	.0070-.0090-.0110	.0078-.0106-.0133	.0094-.0128-.0141	.0098-.0125-.0149	.0160-.0133-.0157

Valores métricos

Diám. de broca, mm							
3	4	6	8	10	12	16	20
Avance(fn) mm/r							
(mín.-inicio-máx.)							
0.06-0.08-0.10	0.06-0.08-0.10	0.06-0.08-0.10	0.08-0.10-0.12	0.08-0.10-0.12	0.10-0.12-0.15	0.10-0.12-0.15	0.10-0.12-0.15
0.06-0.08-0.10	0.06-0.08-0.10	0.06-0.08-0.10	0.08-0.10-0.12	0.08-0.10-0.12	0.10-0.12-0.15	0.10-0.12-0.15	0.10-0.12-0.15
0.06-0.08-0.10	0.06-0.08-0.10	0.06-0.08-0.10	0.08-0.10-0.12	0.08-0.10-0.12	0.10-0.12-0.15	0.10-0.12-0.15	0.10-0.12-0.15
0.06-0.08-0.12	0.06-0.08-0.12	0.06-0.08-0.12	0.08-0.12-0.16	0.10-0.14-0.16	0.12-0.16-0.20	0.16-0.20-0.24	0.20-0.25-0.30
0.06-0.08-0.12	0.06-0.08-0.12	0.06-0.08-0.12	0.08-0.12-0.16	0.10-0.14-0.16	0.12-0.16-0.20	0.16-0.20-0.24	0.20-0.25-0.30
0.06-0.08-0.12	0.06-0.08-0.12	0.06-0.08-0.12	0.08-0.12-0.16	0.10-0.14-0.16	0.12-0.16-0.20	0.16-0.20-0.24	0.20-0.25-0.30

Valores en pulgadas

Diámetro de broca, pulgadas							
0.1181	0.1575	0.2362	0.315	0.3937	0.4724	0.6299	0.7874
Avance (f_n), pulg./r							
(mín.-inicio-máx.)							
.0023-.0031-.0039	.0023-.0031-.0039	.0023-.0031-.0039	.0023-.0031-.0039	.0031-.0039-.0047	.0039-.0047-.0059	.0039-.0047-.0059	.0039-.0047-.0059
.0023-.0031-.0039	.0023-.0031-.0039	.0023-.0031-.0039	.0023-.0031-.0039	.0031-.0039-.0047	.0039-.0047-.0059	.0039-.0047-.0059	.0039-.0047-.0059
.0023-.0031-.0039	.0023-.0031-.0039	.0023-.0031-.0039	.0023-.0031-.0039	.0031-.0039-.0047	.0039-.0047-.0059	.0039-.0047-.0059	.0039-.0047-.0059
.0023-.0031-.0051	.0023-.0031-.0039	.0023-.0031-.0039	.0031-.0047-.0062	.0039-.0055-.0062	.0047-.0062-.0078	.0062-.0078-.0094	.0078-.0098-.0118
.0023-.0031-.0051	.0023-.0031-.0039	.0023-.0031-.0039	.0031-.0047-.0062	.0039-.0055-.0062	.0047-.0062-.0078	.0062-.0078-.0094	.0078-.0098-.0118
.0023-.0031-.0051	.0023-.0031-.0039	.0023-.0031-.0039	.0031-.0047-.0062	.0039-.0055-.0062	.0047-.0062-.0078	.0062-.0078-.0094	.0078-.0098-.0118

CoroDrill® 860-GM

Valores métricos

ISO	Núm. MC	Material	Dureza Brinell HB	Velocidad de corte,vc (m/min)
N		**Aleaciones con base de aluminio**		(mín.-inicio-máx.)
	N1.2.Z.UT	Comercial puro	60	170-225-280
	N1.2.Z.AG	**Aleaciones AlSi, Si ≤ 1%**	100	170-225-280
	N1.3.C.UT	Fundida, no envejecida	75	170-225-280
	N1.3.C.AG	Fundición, o fundición y envejecido	90	160-200-240
	N1.4.C.NS	Aleaciones de fundición AlSi, Si ≥ 13%	130	120-150-180
		Aleaciones con base de cobre		
	N3.3.U.UT	Aleaciones de corte libre (Pb > 1%)	110	110-140-170
	N3.1.U.UT	Aleaciones de cobre sin plomo (incl. cobre electrolítico)	100	100-125-150

Valores en pulgadas

ISO	Núm. MC	Material	Dureza Brinell HB	Velocidad de corte (V_c) p/min
N		**Aleaciones con base de aluminio**		(mín.-inicio-máx.)
	N1.2.Z.UT	Comercial puro	60	557-738-918
	N1.2.Z.AG	**Aleaciones AlSi, Si ≤ 1%**	100	557-738-918
	N1.3.C.UT	Fundida, no envejecida	75	557-738-918
	N1.3.C.AG	Fundición, o fundición y envejecido	90	524-656-787
	N1.4.C.NS	Aleaciones de fundición AlSi, Si ≥ 13%	130	393-492-590
		Aleaciones con base de cobre		
	N3.3.U.UT	Aleaciones de corte libre (Pb > 1%)	110	360-459-557
	N3.1.U.UT	Aleaciones de cobre sin plomo (incl. cobre electrolítico)	100	328-410-492

Valores métricos

ISO	Núm. MC	Material	Dureza	Velocidad de corte,vc (m/min)
H		**Acero extraduro**		(mín.-inicio-máx.)
	H1.3.Z.HA	Endurecido y templado	47-60 HRC	15-20-25
	H1.3.Z.HA		47-60 HRC	15-20-25
	H1.1.Z.HA	Endurecido y templado	50 HRC	15-20-25
	H2.0.C.UT.4	Fundición en coquilla	64 HRC	12-15-18

Valores en pulgadas

ISO	Núm. MC	Material	Dureza	Velocidad de corte (V_c) p/min
H		**Acero extraduro**		(mín.-inicio-máx.)
	H1.3.Z.HA	Endurecido y templado	47-60 HRC	49-65-82
	H1.3.Z.HA		47-60 HRC	49-65-82
	H1.1.Z.HA	Endurecido y templado	50 HRC	49-65-82
	H2.0.C.UT.4	Fundición en coquilla	64 HRC	39-49-59

SPA

CoroDrill® 860-GM

Valores métricos

Diám. de broca, mm							
3	4	6	8	10	12	16	20
Avance(fn) mm/r							
(mín.-inicio-máx.)							
0.10-0.13-0.15	0.12-0.15-0.18	0.16-0.20-0.24	0.20-0.26-0.30	0.26-0.33-0.39	0.22-0.28-0.33	0.25-0.32-0.38	0.27-0.34-0.40
0.10-0.13-0.15	0.12-0.15-0.18	0.16-0.20-0.24	0.20-0.26-0.30	0.26-0.33-0.39	0.22-0.28-0.33	0.25-0.32-0.38	0.27-0.34-0.40
0.10-0.13-0.15	0.12-0.15-0.18	0.16-0.20-0.24	0.20-0.26-0.31	0.26-0.33-0.40	0.30-0.38-0.45	0.34-0.43-0.51	0.36-0.45-0.54
0.08-0.10-0.12	0.10-0.12-0.14	0.12-0.16-0.18	0.16-0.20-0.24	0.20-0.25-0.30	0.22-0.28-0.33	0.25-0.32-0.38	0.27-0.34-0.40
0.10-0.13-0.15	0.10-0.12-0.14	0.16-0.20-0.24	0.20-0.26-0.31	0.26-0.33-0.40	0.30-0.38-0.45	0.34-0.43-0.51	0.36-0.45-0.54
0.10-0.13-0.15	0.12-0.15-0.18	0.16-0.20-0.24	0.20-0.26-0.31	0.26-0.33-0.40	0.30-0.38-0.45	0.34-0.43-0.51	0.36-0.45-0.54
0.08-0.10-0.12	0.10-0.12-0.14	0.12-0.16-0.18	0.16-0.20-0.24	0.20-0.25-0.30	0.22-0.28-0.33	0.25-0.32-0.38	0.27-0.34-0.40

Valores en pulgadas

Diámetro de broca, pulgadas							
0.1181	0.1575	0.2362	0.315	0.3937	0.4724	0.6299	0.7874
Avance (f_n), pulg./r							
(mín.-inicio-máx.)							
.0039-.0051-.0060	.0047-.0059-.0070	.0062-.0078-.0094	.0078-.0102-.0122	.0102-.0129-.0153	.0086-.0110-.0129	.0098-.0125-.0149	.0106-.0133-.0157
.0039-.0051-.0060	.0047-.0059-.0070	.0062-.0078-.0094	.0078-.0102-.0122	.0102-.0129-.0153	.0086-.0110-.0129	.0098-.0125-.0149	.0106-.0133-.0157
.0039-.0051-.0060	.0047-.0059-.0070	.0062-.0078-.0094	.0078-.0102-.0122	.0102-.0129-.0167	.0118-.0149-.0178	.0134-.0169-.0201	.0141-.0177-.0212
.0031-.0039-.0048	.0039-.0047-.0055	.0047-.0062-.0070	.0062-.0078-.0094	.0078-.0098-.0118	.0086-.0110-.0129	.0098-.0125-.0149	.0106-.0133-.0157
.0039-.0051-.0060	.0047-.0059-.0070	.0062-.0078-.0094	.0078-.0102-.0122	.0102-.0129-.0167	.0118-.0149-.0178	.0134-.0169-.0201	.0141-.0177-.0212
.0039-.0051-.0060	.0047-.0059-.0070	.0062-.0078-.0094	.0078-.0102-.0122	.0102-.0129-.0167	.0118-.0149-.0178	.0134-.0169-.0201	.0141-.0177-.0212
.0031-.0039-.0048	.0039-.0047-.0055	.0047-.0062-.0070	.0062-.0078-.0094	.0078-.0098-.0118	.0086-.0110-.0129	.0098-.0125-.0149	.0106-.0133-.0157

Valores métricos

Diám. de broca, mm							
3	4	6	8	10	12	16	20
Avance(fn) mm/r							
(mín.-inicio-máx.)							
0.06-0.08-0.10	0.06-0.08-0.10	0.06-0.08-0.10	0.08-0.10-0.12	0.10-0.12-0.15	0.12-0.15-0.18	0.12-0.15-0.18	0.12-0.15-0.18
0.06-0.08-0.10	0.06-0.08-0.10	0.06-0.08-0.10	0.08-0.10-0.12	0.10-0.11-0.13	0.10-0.11-0.13	0.12-0.13-0.15	0.12-0.13-0.15
0.06-0.08-0.10	0.06-0.08-0.10	0.06-0.08-0.10	0.08-0.10-0.12	0.10-0.12-0.15	0.12-0.15-0.18	0.12-0.15-0.18	0.12-0.15-0.18
0.06-0.08-0.10	0.06-0.08-0.10	0.06-0.08-0.10	0.08-0.10-0.12	0.10-0.11-0.13	0.10-0.11-0.13	0.12-0.13-0.15	0.12-0.13-0.15

Valores en pulgadas

Diámetro de broca, pulgadas							
0.1181	0.1575	0.2362	0.315	0.3937	0.4724	0.6299	0.7874
Avance (f_n), pulg./r							
(mín.-inicio-máx.)							
.0023-.0031-.0039	.0023-.0031-.0039	.0023-.0031-.0039	.0031-.0039-.0047	.0039-.0047-.0059	.0047-.0059-.0070	.0047-.0059-.0070	.0047-.0059-.0070
.0023-.0031-.0039	.0023-.0031-.0039	.0023-.0031-.0039	.0031-.0039-.0047	.0039-.0043-.0051	.0039-.0043-.0051	.0047-.0051-.0059	.0047-.0051-.0059
.0023-.0031-.0039	.0023-.0031-.0039	.0023-.0031-.0039	.0031-.0039-.0047	.0039-.0047-.0059	.0047-.0059-.0070	.0047-.0059-.0070	.0047-.0059-.0070
.0023-.0031-.0039	.0023-.0031-.0039	.0023-.0031-.0039	.0031-.0039-.0047	.0039-.0043-.0051	.0039-.0043-.0051	.0047-.0051-.0059	.0047-.0051-.0059

CoroDrill® 860-PM

Suministro de refrigerante interior, valores en sistema métrico

3 – 8 × DC

ISO	Núm. MC	Material	Dureza Brinell HB	Calidad	Velocidad de corte (V_c), m/min
P		**Acero no aleado**			(mín.-inicio-máx.)
	P1.1.Z.AN	C = 0.05–0.10 %	125	4234	140-200-250
	P1.1.Z.AN	C = 0.1–0.25%	125	4234	140-200-250
	P1.2.Z.AN	C = 0.25–0.55%	150	4234	140-180-250
	P1.3.Z.AN	C = 0.55–0.80%	170	4234	140-180-250
		Acero de alto cont. en carbono			
	P1.3.Z.AN	Acero de herramientas al carbono	210	4234	150-170-220
		Acero de baja aleación			
	P2.1.Z.AN	No templado	175	4234	120-170-240
	P2.5.Z.HT	Endurecido y templado	275	4234	80-110-140
	P2.5.Z.HT	Endurecido y templado	350	4234	60-80-100
		Acero de alta aleación			
	P3.0.Z.AN	Recocido	200	4234	60-120-140
	P3.0.Z.HT	Acero de herram. templado	300	4234	60-80-100
		Acero fundido			
	P1.5.C.UT	No aleado	150	4234	120-170-210
	P2.6.C.UT	De baja aleación (elementos de aleación ≤5%)	200	4234	120-160-220

CoroDrill® 860-NM

2 – 3 x DC

ISO	Núm. MC	Material	Velocidad de corte (V_c) m/min
N		**Aleaciones con base de aluminio**	(mín.-inicio-máx.)
	N1.1.Z.UT	Puro comercial	320-400-480
	N1.2.C.NS		320-400-480
	N1.2.S.UT		320-400-480
	N1.2.Z.AG	Aleaciones AlSi, Si ≤ 1%	320-400-480
	N1.2.Z.UT	Forjadas o forjadas y trabajadas en frío, sin envejecimiento	320-400-480
	N1.3.C.AG	Fundición, o fundición y envejecido	240-300-360
	N1.3.C.UT	Fundida, no envejecida	320-400-480
	N1.4.C.NS	Aleaciones de fundición AlSi, Si ≥ 13%	200-250-300
	N2.0.C.UT	**Aleaciones con base de magnesio**	200-250-300

7 – 8 × DC

ISO	Núm. MC	Material	Velocidad de corte (V_c) m/min
N		**Aleaciones con base de aluminio**	(mín.-inicio-máx.)
	N1.1.Z.UT	Puro comercial	320-400-480
	N1.2.C.NS		320-400-480
	N1.2.S.UT		320-400-480
	N1.2.Z.AG	Aleaciones AlSi, Si ≤ 1%	320-400-480
	N1.2.Z.UT	Forjadas o forjadas y trabajadas en frío, sin envejecimiento	320-400-480
	N1.3.C.AG	Fundición, o fundición y envejecido	240-300-360
	N1.3.C.UT	Fundida, no envejecida	320-400-480
	N1.4.C.NS	Aleaciones de fundición AlSi, Si ≥ 13%	200-250-300
	N2.0.C.UT	**Aleaciones con base de magnesio**	200-250-300

Las recomendaciones de los datos de corte son válidas para el suministro de refrigerante interior, que proporciona el mejor rendimiento.

Presión mín. preferible 15 bar

Si se usa suministro de refrigerante exterior:
- El ajuste de los datos de corte adquiere mayor importancia para una buena formación y evacuación de la viruta
- Puede ser necesario usar velocidades de avance inferiores a las que permite el suministro de refrigerante interior

SPA

CoroDrill® 860-PM

Suministro de refrigerante interior, valores en sistema métrico

3 – 8 × DC

Diám. de broca, mm							
3	4	6	8	10	12	16	20
Avance (f_n), mm/r							
(mín.-inicio-máx.)							
0.06-0.10-0.20	0.10-0.14-0.24	0.12-0.18-0.28	0.14-0.22-0.32	0.15-0.24-0.39	0.18-0.27-0.42	0.21-0.30-0.45	0.24-0.33-0.48
0.06-0.10-0.20	0.10-0.14-0.24	0.12-0.18-0.28	0.14-0.22-0.32	0.15-0.24-0.39	0.18-0.27-0.42	0.21-0.30-0.45	0.24-0.33-0.48
0.06-0.10-0.20	0.10-0.14-0.24	0.12-0.18-0.28	0.14-0.22-0.32	0.15-0.24-0.39	0.18-0.27-0.42	0.21-0.30-0.45	0.24-0.33-0.48
0.06-0.10-0.20	0.10-0.14-0.24	0.12-0.18-0.28	0.14-0.22-0.32	0.15-0.24-0.39	0.18-0.27-0.42	0.21-0.30-0.45	0.24-0.33-0.48
0.06-0.10-0.20	0.10-0.14-0.24	0.12-0.18-0.28	0.14-0.22-0.32	0.15-0.24-0.39	0.18-0.27-0.42	0.21-0.30-0.45	0.24-0.33-0.48
0.06-0.10-0.20	0.10-0.14-0.24	0.12-0.18-0.28	0.14-0.22-0.30	0.15-0.24-0.39	0.18-0.27-0.42	0.21-0.30-0.45	0.24-0.33-0.48
0.08-0.14-0.20	0.14-0.18-0.24	0.18-0.24-0.32	0.20-0.28-0.36	0.20-0.32-0.40	0.22-0.36-0.44	0.24-0.40-0.48	0.26-0.44-0.50
0.08-0.12-0.18	0.14-0.16-0.22	0.18-0.22-0.30	0.20-0.25-0.33	0.20-0.29-0.37	0.22-0.33-0.41	0.24-0.36-0.42	0.26-0.40-0.48
0.08-0.14-0.22	0.10-0.18-0.24	0.12-0.20-0.26	0.15-0.22-0.28	0.16-0.24-0.32	0.18-0.28-0.40	0.20-0.30-0.42	0.22-0.32-0.44
0.08-0.12-0.16	0.10-0.15-0.18	0.12-0.18-0.22	0.15-0.20-0.28	0.16-0.22-0.32	0.18-0.26-0.36	0.20-0.28-0.40	0.22-0.30-0.42
0.06-0.10-0.20	0.10-0.14-0.24	0.12-0.18-0.28	0.14-0.22-0.30	0.15-0.24-0.39	0.18-0.27-0.42	0.21-0.30-0.45	0.24-0.33-0.48
0.06-0.10-0.20	0.10-0.14-0.24	0.12-0.18-0.28	0.14-0.22-0.30	0.15-0.24-0.39	0.18-0.27-0.42	0.21-0.30-0.45	0.24-0.33-0.48

CoroDrill® 860-NM

2 – 3 x DC

Diám. de broca, mm							
3	4	6	8	10	12	16	20
Avance (f_n), mm/r							
(mín.-inicio-máx.)							
0.20-0.25-0.30	0.260-0.325-0.390	0.426-0.533-0.639	0.64-0.80-0.96	0.8-1.0-1.2	0.88-1.20-1.44	0.96-1.20-1.44	0.96-1.20-1.44
0.20-0.25-0.30	0.260-0.325-0.390	0.426-0.533-0.639	0.64-0.80-0.96	0.8-1.0-1.2	0.88-1.20-1.44	0.96-1.20-1.44	0.96-1.20-1.44
0.20-0.25-0.30	0.260-0.325-0.390	0.426-0.533-0.639	0.64-0.80-0.96	0.8-1.0-1.2	0.88-1.20-1.44	0.96-1.20-1.44	0.96-1.20-1.44
0.20-0.25-0.30	0.260-0.325-0.390	0.426-0.533-0.639	0.64-0.80-0.96	0.8-1.0-1.2	0.88-1.20-1.44	0.96-1.20-1.44	0.96-1.20-1.44
0.20-0.25-0.30	0.260-0.325-0.390	0.426-0.533-0.639	0.64-0.80-0.96	0.8-1.0-1.2	0.88-1.20-1.44	0.96-1.20-1.44	0.96-1.20-1.44
0.20-0.25-0.30	0.260-0.325-0.390	0.426-0.533-0.639	0.64-0.80-0.96	0.8-1.0-1.2	0.88-1.20-1.44	0.96-1.20-1.44	0.96-1.20-1.44
0.20-0.25-0.30	0.260-0.325-0.390	0.426-0.533-0.639	0.64-0.80-0.96	0.8-1.0-1.2	0.88-1.20-1.44	0.96-1.20-1.44	0.96-1.20-1.44
0.144-0.180-0.216	0.176-0.220-0.264	0.254-0.317-0.380	0.344-0.430-0.516	0.44-0.55-0.66	0.56-0.70-0.84	0.56-0.70-0.84	0.592-0.740-0.888
0.144-0.180-0.216	0.176-0.220-0.264	0.254-0.317-0.380	0.344-0.430-0.516	0.44-0.55-0.66	0.56-0.70-0.84	0.56-0.70-0.84	0.592-0.740-0.888

7 – 8 × DC

Diám. de broca, mm							
3	4	6	8	10	12	16	20
Avance (f_n), mm/r							
(mín.-inicio-máx.)							
0.144-0.18-0.216	0.176-0.220-0.264	0.254-0.317-0.380	0.344-0.430-0.516	0.44-0.55-0.66	0.56-0.70-0.84	0.56-0.70-0.84	0.592-0.740-0.888
0.144-0.18-0.216	0.176-0.220-0.264	0.254-0.317-0.380	0.344-0.430-0.516	0.44-0.55-0.66	0.56-0.70-0.84	0.56-0.70-0.84	0.592-0.740-0.888
0.144-0.18-0.216	0.176-0.220-0.264	0.254-0.317-0.380	0.344-0.430-0.516	0.44-0.55-0.66	0.56-0.70-0.84	0.56-0.70-0.84	0.592-0.740-0.888
0.144-0.18-0.216	0.176-0.220-0.264	0.254-0.317-0.380	0.344-0.430-0.516	0.44-0.55-0.66	0.56-0.70-0.84	0.56-0.70-0.84	0.592-0.740-0.888
0.144-0.18-0.216	0.176-0.220-0.264	0.254-0.317-0.380	0.344-0.430-0.516	0.44-0.55-0.66	0.56-0.70-0.84	0.56-0.70-0.84	0.592-0.740-0.888
0.144-0.18-0.216	0.176-0.220-0.264	0.254-0.317-0.380	0.344-0.430-0.516	0.44-0.55-0.66	0.56-0.70-0.84	0.56-0.70-0.84	0.592-0.740-0.888
0.144-0.18-0.216	0.176-0.220-0.264	0.254-0.317-0.380	0.344-0.430-0.516	0.44-0.55-0.66	0.56-0.70-0.84	0.56-0.70-0.84	0.592-0.740-0.888
0.12-0.15-0.18	0.144-0.180-0.216	0.20-0.25-0.30	0.264-0.330-0.396	0.336-0.420-0.504	0.384-0.480-0.576	0.44-0.55-0.66	0.464-0.580-0.696
0.12-0.15-0.18	0.144-0.180-0.216	0.20-0.25-0.30	0.264-0.330-0.396	0.336-0.420-0.504	0.384-0.480-0.576	0.44-0.55-0.66	0.464-0.580-0.696

CoroDrill® 860-PM

Suministro de refrigerante interior, valores en pulgadas

3 – 8 × DC

ISO	Núm. MC	Material	Dureza Brinell HB	Calidad	Velocidad de corte (v_c), pies/min
P		**Acero no aleado**			(mín.-inicio-máx.)
	P1.1.Z.AN	C = 0.05–0.10 %	125	4234	460-655-820
	P1.1.Z.AN	C = 0.1–0.25%	125	4234	460-655-820
	P1.2.Z.AN	C = 0.25–0.55%	150	4234	460-590-820
	P1.3.Z.AN	C = 0.55–0.80%	170	4234	460-590-755
		Acero de alto cont. en carbono			
	P1.3.Z.AN	Acero de herramientas al carbono	210	4234	490-560-720
		Acero de baja aleación			
	P2.1.Z.AN	No templado	175	4234	395-560-785
	P2.5.Z.HT	Endurecido y templado	275	4234	260-360-460
	P2.5.Z.HT	Endurecido y templado	350	4234	195-260-330
		Acero de alta aleación			
	P3.0.Z.AN	Recocido	200	4234	195-395-460
	P3.0.Z.HT	Acero de herram. templado	300	4234	195-260-330
		Acero fundido			
	P1.5.C.UT	No aleado	150	4234	395-560-690
	P2.6.C.UT	De baja aleación (elementos de aleación ≤5%)	200	4234	395-525-720

CoroDrill® 860-NM

2 – 3 x DC

ISO	Núm. MC	Material	Velocidad de corte (v_c), pies/min
N		**Aleaciones con base de aluminio**	(mín.-inicio-máx.)
	N1.1.Z.UT	Puro comercial	1050-1312-1575
	N1.2.C.NS		1050-1312-1575
	N1.2.S.UT		1050-1312-1575
	N1.2.Z.AG	Aleaciones AlSi, Si ≤ 1%	1050-1312-1575
	N1.2.Z.UT	Forjadas o forjadas y trabajadas en frío, sin envejecimiento	1050-1312-1575
	N1.3.C.AG	Fundición, o fundición y envejecido	787-984-1181
	N1.3.C.UT	Fundida, no envejecida	1050-1312-1575
	N1.4.C.NS	Aleaciones de fundición AlSi, Si ≥ 13%	656-820-984
	N2.0.C.UT	**Aleaciones con base de magnesio**	656-820-984

7 – 8 × DC

ISO	Núm. MC	Material	Velocidad de corte (v_c), pies/min
N		**Aleaciones con base de aluminio**	(mín.-inicio-máx.)
	N1.1.Z.UT	Puro comercial	1050-1312-1575
	N1.2.C.NS		1050-1312-1575
	N1.2.S.UT		1050-1312-1575
	N1.2.Z.AG	Aleaciones AlSi, Si ≤ 1%	1050-1312-1575
	N1.2.Z.UT	Forjadas o forjadas y trabajadas en frío, sin envejecimiento	1050-1312-1575
	N1.3.C.AG	Fundición, o fundición y envejecido	787-984-1181
	N1.3.C.UT	Fundida, no envejecida	1050-1312-1575
	N1.4.C.NS	Aleaciones de fundición AlSi, Si ≥ 13%	656-820-984
	N2.0.C.UT	**Aleaciones con base de magnesio**	656-820-984

Las recomendaciones de los datos de corte son válidas para el suministro de refrigerante interior, que proporciona el mejor rendimiento.

Presión mín. preferible 15 bar

Si se usa suministro de refrigerante exterior:
- El ajuste de los datos de corte adquiere mayor importancia para una buena formación y evacuación de la viruta
- Puede ser necesario usar velocidades de avance inferiores a las que permite el suministro de refrigerante interior

SPA

CoroDrill® 860-PM

Suministro de refrigerante interior, valores en pulgadas

3 – 8 × DC

Diámetro de broca, pulgadas							
.1181	.1575	.2362	.3150	.3937	.4724	.6299	.7874
Avance (f_n), pulg./r							
(mín.-inicio-máx.)							
.0024-.0039-.0079	.0039-.0055-.0094	.0047-.0071-.0110	.0055-.0087-.0126	.0059-.0094-.0154	.0071-.0106-.0165	.0083-.0118-.0177	.0094-.0130-.0189
.0024-.0039-.0079	.0039-.0055-.0094	.0047-.0071-.0110	.0055-.0087-.0126	.0059-.0094-.0154	.0071-.0106-.0165	.0083-.0118-.0177	.0094-.0130-.0189
.0024-.0039-.0079	.0039-.0055-.0094	.0047-.0071-.0110	.0055-.0087-.0126	.0059-.0094-.0154	.0071-.0106-.0165	.0083-.0118-.0177	.0094-.0130-.0189
.0024-.0039-.0079	.0039-.0055-.0094	.0047-.0071-.0110	.0055-.0087-.0126	.0059-.0094-.0154	.0071-.0106-.0165	.0083-.0118-.0177	.0094-.0130-.0189
.0024-.0039-.0079	.0039-.0055-.0094	.0047-.0071-.0110	.0055-.0087-.0126	.0059-.0094-.0154	.0071-.0106-.0165	.0083-.0118-.0177	.0094-.0130-.0189
.0031-.0039-.0079	.0039-.0055-.0094	.0047-.0071-.0110	.0055-.0087-.0118	.0059-.0094-.0154	.0071-.0106-.0165	.0083-.0118-.0177	.0094-.0130-.0189
.0031-.0055-.0079	.0055-.0071-.0094	.0071-.0094-.0126	.0079-.0110-.0142	.0079-.0126-.0157	.0087-.0142-.0173	.0094-.0157-.0189	.0102-.0173-.0197
.0031-.0047-.0071	.0055-.0063-.0087	.0071-.0087-.0118	.0079-.0098-.0130	.0079-.0114-.0146	.0087-.0130-.0161	.0094-.0142-.0165	.0105-.0157-.0189
.0031-.0055-.0087	.0039-.0071-.0094	.0047-.0079-.0102	.0059-.0087-.0110	.0063-.0094-.0126	.0071-.0110-.0157	.0079-.0118-.0165	.0087-.0126-.0173
.0031-.0047-.0063	.0039-.0059-.0071	.0047-.0071-.0087	.0059-.0079-.0110	.0063-.0087-.0126	.0071-.0102-.0142	.0079-.0110-.0157	.0087-.0118-.0165
.0031-.0039-.0079	.0039-.0055-.0094	.0047-.0071-.0110	.0055-.0087-.0118	.0059-.0094-.0154	.0071-.0106-.0165	.0083-.0118-.0177	.0094-.0130-.0189
.0031-.0039-.0079	.0039-.0055-.0094	.0047-.0071-.0110	.0055-.0087-.0118	.0059-.0094-.0154	.0071-.0106-.0165	.0083-.0118-.0177	.0094-.0130-.0189

CoroDrill® 860-NM

2 – 3 x DC

Diámetro de broca, pulgadas							
.1181	.1575	.2362	.3150	.3937	.4724	.6299	.7874
Avance (f_n), pulg./r							
(mín.-inicio-máx.)							
.0079-.0098-.0118	.0102-.0128-.0154	.0168-.0210-.0252	.0252-.0315-.0378	.0346-.0315-.0378	.0346-.0433-.0520	.0378-.0472-.0567	.0378-.0472-.0567
.0079-.0098-.0118	.0102-.0128-.0154	.0168-.0210-.0252	.0252-.0315-.0378	.0346-.0315-.0378	.0346-.0433-.0520	.0378-.0472-.0567	.0378-.0472-.0567
.0079-.0098-.0118	.0102-.0128-.0154	.0168-.0210-.0252	.0252-.0315-.0378	.0346-.0315-.0378	.0346-.0433-.0520	.0378-.0472-.0567	.0378-.0472-.0567
.0079-.0098-.0118	.0102-.0128-.0154	.0168-.0210-.0252	.0252-.0315-.0378	.0346-.0315-.0378	.0346-.0433-.0520	.0378-.0472-.0567	.0378-.0472-.0567
.0079-.0098-.0118	.0102-.0128-.0154	.0168-.0210-.0252	.0252-.0315-.0378	.0346-.0315-.0378	.0346-.0433-.0520	.0378-.0472-.0567	.0378-.0472-.0567
.0079-.0098-.0118	.0102-.0128-.0154	.0168-.0210-.0252	.0252-.0315-.0378	.0346-.0315-.0378	.0346-.0433-.0520	.0378-.0472-.0567	.0378-.0472-.0567
.0079-.0098-.0118	.0102-.0128-.0154	.0168-.0210-.0252	.0252-.0315-.0378	.0346-.0315-.0378	.0346-.0433-.0520	.0378-.0472-.0567	.0378-.0472-.0567
.0057-.0071-.0085	.0069-.0087-.0104	.0100-.0125-.0150	.0135-.0169-.0203	.0220-.0169-.0203	.0220-.0276-.0331	.0220-.0276-.0331	.0233-.0291-.0350
.0057-.0071-.0085	.0069-.0087-.0104	.0100-.0125-.0150	.0135-.0169-.0203	.0220-.0169-.0203	.0220-.0276-.0331	.0220-.0276-.0331	.0233-.0291-.0350

7 – 8 × DC

Diámetro de broca, pulgadas							
.1181	.1575	.2362	.3150	.3937	.4724	.6299	.7874
Avance (f_n), pulg./r							
(mín.-inicio-máx.)							
.0057-.0071-.0085	.0069-.0087-.0104	.0100-.0125-.0150	.0135-.0169-.0203	.0173-.0217-.0260	.0220-.0276-.0331	.0220-.0276-.0331	.0233-.0291-.0350
.0057-.0071-.0085	.0069-.0087-.0104	.0100-.0125-.0150	.0135-.0169-.0203	.0173-.0217-.0260	.0220-.0276-.0331	.0220-.0276-.0331	.0233-.0291-.0350
.0057-.0071-.0085	.0069-.0087-.0104	.0100-.0125-.0150	.0135-.0169-.0203	.0173-.0217-.0260	.0220-.0276-.0331	.0220-.0276-.0331	.0233-.0291-.0350
.0057-.0071-.0085	.0069-.0087-.0104	.0100-.0125-.0150	.0135-.0169-.0203	.0173-.0217-.0260	.0220-.0276-.0331	.0220-.0276-.0331	.0233-.0291-.0350
.0057-.0071-.0085	.0069-.0087-.0104	.0100-.0125-.0150	.0135-.0169-.0203	.0173-.0217-.0260	.0220-.0276-.0331	.0220-.0276-.0331	.0233-.0291-.0350
.0057-.0071-.0085	.0069-.0087-.0104	.0100-.0125-.0150	.0135-.0169-.0203	.0173-.0217-.0260	.0220-.0276-.0331	.0220-.0276-.0331	.0233-.0291-.0350
.0057-.0071-.0085	.0069-.0087-.0104	.0100-.0125-.0150	.0135-.0169-.0203	.0173-.0217-.0260	.0220-.0276-.0331	.0220-.0276-.0331	.0233-.0291-.0350
.0047-.0059-.0071	.0057-.0071-.0085	.0079-.0098-.0118	.0104-.0130-.0156	.0132-.0165-.0198	.0151-.0189-.0227	.0173-.0217-.0260	.0183-.0228-.0274
.0047-.0059-.0071	.0057-.0071-.0085	.0079-.0098-.0118	.0104-.0130-.0156	.0132-.0165-.0198	.0151-.0189-.0227	.0173-.0217-.0260	.0183-.0228-.0274

CoroDrill® 860-MM

Suministro de refrigerante interior

Valores métricos

ISO	Núm. MC	Material	Dureza Brinell HB	Velocidad de corte (V_c) m/min	
M		**Acero inoxidable austenítico**		(mín.-inicio-máx.)	
	M1.0.C.UT	Fundido+no tratado	165	48 - 60 - 72	
	M1.0.Z.AQ	Recocido/revenido	200	48 - 60 - 72	
	M1.0.Z.PH	Templado PH	350	44 - 55 - 66	
	M1.1.Z.AQ	Maquinabilidad optimizada	165	48 - 60 - 72	
	M1.2.Z.AQ	Sin cortes	200	48 - 60 - 72	
	M1.3.C.AQ	Ti-estable+fundicion	200	48 - 60 - 72	
	M1.3.Z.AQ	Ti- estable	200	48 - 60 - 72	
	M1.4.Z.AQ	Gran fuerza	250	64 - 80 - 96	
		Acero inoxidable súper austenítico (Ni>20%)			
	M2.0.C.AQ	Fundido+recocido/revenido	165	48 - 60 - 72	
	M2.0.Z.AQ	Recocido/revenido	200	48 - 60 - 72	
		Acero inoxidable dúplex (austenítico/ferrítico)			
	M3.1.Z.AQ	>60% ferrita (N<0.10%)	250	64 - 80 - 96	
	M3.2.Z.AQ	<60% ferrita (N ≥ 0.10%)	250	64 - 80 - 96	

Valores en pulgadas

ISO	Núm. MC	Material	Dureza Brinell HB	Velocidad de corte (V_c) p/min	
M		**Acero inoxidable austenítico**		(mín.-inicio-máx.)	
	M1.0.C.UT	Fundido+no tratado	165	157 - 197 - 236	
	M1.0.Z.AQ	Recocido/revenido	200	157 - 197 - 236	
	M1.0.Z.PH	Templado PH	350	144 - 180 - 217	
	M1.1.Z.AQ	Maquinabilidad optimizada	165	157 - 197 - 236	
	M1.2.Z.AQ	Sin cortes	200	157 - 197 - 236	
	M1.3.C.AQ	Ti-estable+fundicion	200	157 - 197 - 236	
	M1.3.Z.AQ	Ti- estable	200	157 - 197 - 236	
	M1.4.Z.AQ	Gran fuerza	250	210 - 262 - 315	
		Acero inoxidable súper austenítico (Ni>20%)			
	M2.0.C.AQ	Fundido+recocido/revenido	165	157 - 197 - 236	
	M2.0.Z.AQ	Recocido/revenido	200	157 - 197 - 236	
		Acero inoxidable dúplex (austenítico/ferrítico)			
	M3.1.Z.AQ	>60% ferrita (N<0.10%)	250	210 - 262 - 315	
	M3.2.Z.AQ	<60% ferrita (N ≥ 0.10%)	250	210 - 262 - 315	

Las recomendaciones de los datos de corte son válidas para el suministro de refrigerante interior, que proporciona el mejor rendimiento.

Presión mín. preferible 15 bar

Si se usa suministro de refrigerante exterior:
- El ajuste de los datos de corte adquiere mayor importancia para una buena formación y evacuación de la viruta
- Puede ser necesario usar velocidades de avance inferiores a las que permite el suministro de refrigerante interior

SPA

CoroDrill® 860-MM

Suministro de refrigerante interior

Valores métricos

Diám. de broca, mm							
3	4	6	8	10	12	16	
Avance (f_n), mm/r							
(mín.-inicio-máx.)							
0.058-0.072-0.086	0.073-0.091-0.109	0.103-0.129-0.155	0.134-0.168-0.202	0.134-0.168-0.202	0.162-0.202-0.242	0.214-0.268-0.322	
0.080-0.100-0.120	0.080-0.100-0.120	0.088-0.110-0.132	0.096-0.120-0.144	0.112-0.140-0.168	0.128-0.160-0.192	0.160-0.200-0.240	
0.032-0.040-0.048	0.032-0.040-0.048	0.058-0.073-0.088	0.096-0.120-0.144	0.122-0.140-0.168	0.128-0.160-0.192	0.160-0.200-0.240	
0.058-0.072-0.086	0.073-0.091-0.109	0.103-0.129-0.155	0.134-0.168-0.202	0.134-0.168-0.202	0.162-0.202-0.242	0.214-0.268-0.322	
0.080-0.100-0.120	0.080-0.100-0.120	0.088-0.110-0.132	0.096-0.120-0.144	0.112-0.140-0.168	0.128-0.160-0.192	0.160-0.200-0.240	
0.080- 0.100-0.120	0.080-0.100-0.120	0.088-0.110-0.132	0.096-0.120-0.144	0.112-0.140-0.168	0.128-0.160-0.192	0.160-0.200-0.240	
0.080-0.100-0.120	0.080-0.100-0.120	0.088-0.110-0.132	0.096-0.120-0.144	0.112-0.140-0.168	0.128-0.160-0.192	0.160-0.200-0.240	
0.080-0.100-0.120	0.080-0.100-0.120	0.088-0.110-0.132	0.096-0.120-0.144	0.112-0.140-0.168	0.128-0.160-0.192	0.160-0.200-0.240	
0.058-0.072-0.086	0.073-0.091-0.109	0.103-0.129-0.155	0.134-0.168-0.202	0.134-0.168-0.202	0.162-0.202-0.242	0.214-0.268-0.322	
0.080-0.100-0.120	0.080-0.100-0.120	0.088-0.110-0.132	0.096-0.120-0.144	0.112-0.140-0.168	0.128-0.160-0.192	0.160-0.200-0.240	
0.080-0.100-0.120	0.080-0.100-0.120	0.088-0.110-0.132	0.096-0.120-0.144	0.112-0.140-0.168	0.128-0.160-0.192	0.160-0.200-0.240	
0.080-0.100-0.120	0.080-0.100-0.120	0.088-0.110-0.132	0.096-0.120-0.144	0.112-0.140-0.168	0.128-0.160-0.192	0.160-0.200-0.240	

Valores en pulgadas

Diámetro de broca, pulgadas							
.1181	.1575	.2362	.315	.3937	.4724	.6299	
Avance (f_n), pulg./r							
(mín.-inicio-máx.)							
.0023-.0028-.0034	.0029-.0036-.0043	.0041-.0051-.0061	.0053-.0066-.0080	.0053-.0066-.0080	.0064-.0080-.0095	.0084-.0106-.0127	
.0031-.0039-.0047	.0031-.0039-.0047	.0035-.0043-.0052	.0038-.0047-.0057	.0044-.0055-.0066	.0050-.0063-.0076	.0063-.0079-.0094	
.0013-.0016-.0019	.0013-.0016-.0019	.0023-.0029-.0035	.0038-.0047-.0057	.0044-.0055-.0066	.0050-.0063-.0076	.0063-.0079-.0094	
.0023-.0028-.0034	.0029-.0036-.0043	.0041-.0051-.0061	.0053-.0066-.0080	.0053-.0066-.0080	.0064-.0080-.0095	.0084-.0106-.0127	
.0031-.0039-.0047	.0031-.0039-.0047	.0035-.0043-.0052	.0038-.0047-.0057	.0044-.0055-.0066	.0050-.0063-.0076	.0063-.0079-.0094	
.0031-.0039-.0047	.0031-.0039-.0047	.0035-.0043-.0052	.0038-.0047-.0057	.0044-.0055-.0066	.0050-.0063-.0076	.0063-.0079-.0094	
.0031-.0039-.0047	.0031-.0039-.0047	.0035-.0043-.0052	.0038-.0047-.0057	.0044-.0055-.0066	.0050-.0063-.0076	.0063-.0079-.0094	
.0031-.0039-.0047	.0031-.0039-.0047	.0035-.0043-.0052	.0038-.0047-.0057	.0044-.0055-.0066	.0050-.0063-.0076	.0063-.0079-.0094	
.0023-.0028-.0034	.0029-.0036-.0043	.0041-.0051-.0061	.0053-.0066-.0080	.0053-.0066-.0080	.0064-.0080-.0095	.0084-.0106-.0127	
.0031-.0039-.0047	.0031-.0039-.0047	.0035-.0043-.0052	.0038-.0047-.0057	.0044-.0055-.0066	.0050-.0063-.0076	.0063-.0079-.0094	
.0031-.0039-.0047	.0031-.0039-.0047	.0035-.0043-.0052	.0038-.0047-.0057	.0044-.0055-.0066	.0050-.0063-.0076	.0063-.0079-.0094	
.0031-.0039-.0047	.0031-.0039-.0047	.0035-.0043-.0052	.0038-.0047-.0057	.0044-.0055-.0066	.0050-.0063-.0076	.0063-.0079-.0094	

CoroDrill® 860-SM

Valores métricos

ISO	Núm. MC	Material	Dureza Brinell HB	Velocidad de corte (V_c), m/min	Diám. de broca, mm 3.00–6.00	6.01–10.00	10.01–14.00	14.01–20.00
					Avance (f_n), mm/r			
S	S1.0.U.AN	Superaleaciones termorresistentes	200	15≥25	0.06-0.12	0.08-0.14	0.10-0.14	0.12-0.16
	S1.0.U.AG		280	15≥25	0.06-0.12	0.08-0.14	0.10-0.14	0.12-0.16
	S2.0.Z.AN	Aleaciones con base de níquel	250	15≥25	0.06-0.12	0.08-0.14	0.10-0.14	0.12-0.16
	S2.0.Z.AG		350	15≥25	0.06-0.12	0.08-0.14	0.10-0.14	0.12-0.16
	S2.0.Z.UT		275	15≥25	0.06-0.12	0.08-0.14	0.10-0.14	0.12-0.16
	S2.0.Z.NS		320	15≥25	0.06-0.12	0.08-0.14	0.10-0.14	0.12-0.16
	S3.0.Z.AN	Aleaciones con base de cobalto	200	15≥25	0.06-0.12	0.08-0.14	0.10-0.14	0.12-0.16
	S3.0.Z.AG		300	15≥25	0.06-0.12	0.08-0.14	0.10-0.14	0.12-0.16
	S3.0.C.NS		320	15≥25	0.06-0.12	0.08-0.14	0.10-0.14	0.12-0.16
	S4.1.Z.UT	Aleaciones de titanio	200	40≥60	0.06-0.12	0.08-0.20	0.14-0.28	0.10-0.16
	S4.2.Z.AN		320	40≥60	0.06-0.12	0.08-0.20	0.14-0.28	0.16-0.30
	S4.3.Z.AN		330	40≥60	0.06-0.12	0.08-0.20	0.14-0.28	0.16-0.30
	S4.3.Z.AG		375	40≥60	0.06-0.12	0.08-0.20	0.14-0.28	0.16-0.30
	S4.4.Z.AN		330	40≥60	0.06-0.12	0.08-0.20	0.14-0.28	0.16-0.30
	S4.4.Z.AG		410	40≥60	0.06-0.12	0.08-0.20	0.14-0.28	0.16-0.30

Valores en pulgadas

ISO	Núm. MC	Material	Dureza Brinell HB	Velocidad de corte (V_c) p/min	Diámetro de broca, pulgadas .1181–.2362	.2366–.3937	.3941–.5512	.5516–.7874
					Avance (f_n), pulg./r			
S	S1.0.U.AN	Superaleaciones termorresistentes	200	49.2≥82.0	.0024-.0047	.0032-.0055	.0039-.0055	.0047-.0063
	S1.0.U.AG		280	49.2≥82.0	.0024-.0047	.0032-.0055	.0039-.0055	.0047-.0063
	S2.0.Z.AN	Aleaciones con base de níquel	250	49.2≥82.0	.0024-.0047	.0032-.0055	.0039-.0055	.0047-.0063
	S2.0.Z.AG		350	49.2≥82.0	.0024-.0047	.0032-.0055	.0039-.0055	.0047-.0063
	S2.0.Z.UT		275	49.2≥82.0	.0024-.0047	.0032-.0055	.0039-.0055	.0047-.0063
	S2.0.Z.NS		320	49.2≥82.0	.0024-.0047	.0032-.0055	.0039-.0055	.0047-.0063
	S3.0.Z.AN	Aleaciones con base de cobalto	200	49.2≥82.0	.0024-.0047	.0032-.0055	.0039-.0055	.0047-.0063
	S3.0.Z.AG		300	49.2≥82.0	.0024-.0047	.0032-.0055	.0039-.0055	.0047-.0063
	S3.0.C.NS		320	49.2≥82.0	.0024-.0047	.0032-.0055	.0039-.0055	.0047-.0063
	S4.1.Z.UT	Aleaciones de titanio	200	131.2≥196.6	.0024-.0047	.0032-.0079	.0055-.0110	.0063-.0118
	S4.2.Z.AN		320	131.2≥196.6	.0024-.0047	.0032-.0079	.0055-.0110	.0063-.0118
	S4.3.Z.AN		330	131.2≥196.6	.0024-.0047	.0032-.0079	.0055-.0110	.0063-.0118
	S4.3.Z.AG		375	131.2≥196.6	.0024-.0047	.0032-.0079	.0055-.0110	.0063-.0118
	S4.4.Z.AN		330	131.2≥196.6	.0024-.0047	.0032-.0079	.0055-.0110	.0063-.0118
	S4.4.Z.AG		410	131.2≥196.6	.0024-.0047	.0032-.0079	.0055-.0110	.0063-.0118

Las recomendaciones de los datos de corte son válidas para el suministro de refrigerante interior, que proporciona el mejor rendimiento.

Presión mín. preferible 15 bar

Si se usa suministro de refrigerante exterior:
- El ajuste de los datos de corte adquiere mayor importancia para una buena formación y evacuación de la viruta
- Puede ser necesario usar velocidades de avance inferiores a las que permite el suministro de refrigerante interior

SPA

CoroDrill® 863

Herramienta		M	N	S	O
863.1-A1-O	v_c m/min f_n mm/rev. Taladrado con desahogos				60 - 120 0.050 - 0.100 No
863.1-A1-N	v_c m/min f_n mm/rev. Taladrado con desahogos		200 - 400 0.150 - 0.300 No		
863.1-A1-OS	v_c m/min f_n mm/rev. Taladrado con desahogos		60 - 120 0.050 - 0.100 Sí	15 - 30 0.050 - 0.100 Sí	60 - 120 0.050 - 0.100 No
863.1-B1-OS	v_c m/min f_n mm/rev. Taladrado con desahogos		60 - 120 0.050 - 0.100 Sí	15 - 30 0.050 - 0.100 Sí	60 - 120 0.050 - 0.100 No
863.1-B1-MS	v_c m/min f_n mm/rev. Taladrado con desahogos	15 - 30 0.050 - 0.100 Sí	60 - 120 0.050 - 0.100 Sí	15 - 30 0.050 - 0.100 Sí	

Si la herramienta atraviesa varios paquetes y los parámetros no pueden cambiarse para cada material, emplee los parámetros más lentos en todo el paquete.

Broca de metal duro integral CoroDrill® 863

Valores métricos

ISO	Material		Velocidad de corte (V_c), m/min	Diám. de broca, mm			
				3	6	8	10
				Avance (f_n), mm/r			
O	Resina termoestable	Mín.	65	0.05	0.05	0.05	0.05
		Rec.	125	0.07	0.07	0.075	0.075
		Máx.	200	0.12	0.12	0.15	0.15
	Resina termoplástica	Mín.	50	0.05	0.05	0.10	0.10
		Rec.	75	0.10	0.10	0.15	0.15
		Máx.	125	0.15	0.20	0.25	0.25
	Resina BMI/cianato/fenólica	Mín.	50	0.05	0.08	0.08	0.10
		Rec.	100	0.10	0.10	0.10	0.15
		Máx.	150	0.12	0.20	0.20	0.25

CoroDrill® 861 - GM

12 - 15 x D_c

Valores métricos

ISO	Núm. MC	Material	Dureza Brinell HB	Velocidad de corte (V_c) m/min Mín.	Máx.
P		**Acero no aleado**			
	P1.1.Z.AN	C=0.10-0.25%	125	80	156
	P1.2.Z.AN	C=0.25-0.55%	190	80	156
		Acero de baja aleación			
	P2.2.Z.AN	Recocido	240	64	120
	P2.5.Z.HT	Endurecido y templado	330	64	120
		Acero de alta aleación			
	P3.0.Z.AN	Recocido	200	64	120
	P4.0.S.NS	**Aceros sinterizados**	150	80	132
		Acero inoxidable			
	P5.1.Z.AN	Ferrítico/martensítico	200	20	120
M		**Acero inoxidable**			
	M1.0.Z.AQ	Austenítico	200	20	42
	M2.0.Z.AQ	Superaustenítico Ni≥20%	200	20	36
	M3.2.Z.AQ	Dúplex (austenítico/ferrítico)	260	20	30
K					
	K1.1.C.NS	**Fundición maleable (ferrítica, perlítica)**	200	60	90
		Fundición gris			
	K2.1.C.UT	Baja resistencia a la tracción	180	92	138
	K2.2.C.UT	Alta resistencia a la tracción	245	60	90
		Fundición nodular			
	K3.1.C.UT	Ferrítica	155	60	90
	K3.3.C.UT	Perlítica	265	60	90
	K5.1.C.NS	**ADI**	300	60	90
N		**Aleaciones con base de aluminio**			
	N1.1.Z.UT	Comercial puro	30	216	324
	N1.2.Z.AG	Aleaciones AlSi, Si ≤ 1%	100	216	324
	N1.3.C.AG	Aleaciones de fundición AlSi, Si > 1% y < 13%	90	72	216
	N1.4.C.NS	Aleaciones de fundición AlSi, Si ≥ 13%	130	72	108
	N2.0.C.UT	**Aleaciones con base de magnesio**	70	72	216
		Aleaciones con base de cobre			
	N3.1.U.UT	Aleaciones de cobre sin plomo (incl. cobre electrolítico)	100	100	150
	N3.2.C.UT	Latón con plomo y bronces (Pb ≤ 1%)	90	176	264
	N3.3.U.UT	Aleaciones para corte sin problemas basadas en cobre (Pb>1%)	110	176	264
	N3.4.C.UT	Brocas de gran resistencia (>225HB)	300	80	120
	N4.0.C.UT	**Aleaciones con base de cinc**	70	176	264

SPA

CoroDrill® 861 - GM

12 - 15 x D_c

Valores métricos

Diám. de broca, mm f_n mm/rev.																			
3.00-3.99		**4.00-4.99**		**5.00-5.99**		**6.00-7.99**		**8.00-9.99**		**10.00-11.99**		**12.00-14.99**		**15.00-15.99**		**16.00-17.99**		**18.00-20.00**	
Mín.	Máx.	Mín.	Máx.	Mín.	Máx.	Mín.	Máx.	Mín.	Máx.	Mín.	Máx.	Mín.	Máx.	Mín.	Máx.	Mín.	Máx.	Mín.	Máx.
0.10	0.13	0.12	0.15	0.13	0.17	0.15	0.20	0.20	0.26	0.25	0.33	0.28	0.38	0.31	0.42	0.32	0.43	0.34	0.45
0.10	0.13	0.12	0.15	0.13	0.17	0.15	0.20	0.20	0.26	0.25	0.33	0.28	0.38	0.31	0.42	0.32	0.43	0.34	0.45
0.10	0.13	0.12	0.15	0.13	0.17	0.15	0.20	0.20	0.26	0.25	0.33	0.28	0.38	0.31	0.42	0.32	0.43	0.34	0.45
0.10	0.13	0.12	0.15	0.13	0.17	0.15	0.20	0.20	0.26	0.25	0.33	0.28	0.38	0.31	0.42	0.32	0.43	0.34	0.45
0.10	0.13	0.12	0.15	0.13	0.17	0.15	0.20	0.20	0.26	0.25	0.33	0.28	0.38	0.31	0.42	0.32	0.43	0.34	0.45
0.10	0.13	0.12	0.15	0.13	0.17	0.15	0.20	0.20	0.26	0.25	0.33	0.28	0.38	0.31	0.42	0.32	0.43	0.34	0.45
0.07	0.10	0.08	0.12	0.09	0.13	0.11	0.15	0.14	0.20	0.17	0.25	0.20	0.28	0.22	0.31	0.23	0.32	0.25	0.34
0.07	0.10	0.08	0.12	0.09	0.13	0.11	0.15	0.14	0.20	0.17	0.25	0.20	0.28	0.22	0.31	0.23	0.32	0.25	0.34
0.07	0.10	0.08	0.12	0.09	0.13	0.11	0.15	0.14	0.20	0.17	0.25	0.20	0.28	0.22	0.31	0.23	0.32	0.25	0.34
0.09	0.11	0.11	0.13	0.12	0.14	0.14	0.16	0.19	0.21	0.24	0.26	0.27	0.29	0.30	0.32	0.31	0.33	0.33	0.35
0.12	0.14	0.14	0.16	0.16	0.18	0.19	0.21	0.25	0.27	0.32	0.34	0.37	0.39	0.41	0.43	0.42	0.44	0.44	0.46
0.09	0.11	0.11	0.13	0.12	0.14	0.14	0.16	0.19	0.21	0.24	0.26	0.27	0.29	0.30	0.32	0.31	0.33	0.33	0.35
0.09	0.11	0.11	0.13	0.12	0.14	0.14	0.16	0.19	0.21	0.24	0.26	0.27	0.29	0.30	0.32	0.31	0.33	0.33	0.35
0.09	0.11	0.11	0.13	0.12	0.14	0.14	0.16	0.19	0.21	0.24	0.26	0.27	0.29	0.30	0.32	0.31	0.33	0.33	0.35
0.12	0.14	0.14	0.16	0.16	0.18	0.19	0.21	0.25	0.27	0.32	0.34	0.37	0.39	0.41	0.43	0.42	0.44	0.44	0.46
0.12	0.14	0.14	0.16	0.16	0.18	0.19	0.21	0.25	0.27	0.32	0.34	0.37	0.39	0.41	0.43	0.42	0.44	0.44	0.46
0.12	0.14	0.14	0.16	0.16	0.18	0.19	0.21	0.25	0.27	0.32	0.34	0.37	0.39	0.41	0.43	0.42	0.44	0.44	0.46
0.12	0.14	0.14	0.16	0.16	0.18	0.19	0.21	0.25	0.27	0.32	0.34	0.37	0.39	0.41	0.43	0.42	0.44	0.44	0.46
0.12	0.14	0.14	0.16	0.16	0.18	0.19	0.21	0.25	0.27	0.32	0.34	0.37	0.39	0.41	0.43	0.42	0.44	0.44	0.46
0.09	0.11	0.11	0.13	0.12	0.14	0.14	0.16	0.19	0.21	0.24	0.26	0.27	0.29	0.30	0.32	0.31	0.33	0.33	0.35
0.09	0.11	0.11	0.13	0.12	0.14	0.14	0.16	0.19	0.21	0.24	0.26	0.27	0.29	0.30	0.32	0.31	0.33	0.33	0.35
0.09	0.11	0.11	0.13	0.12	0.14	0.14	0.16	0.19	0.21	0.24	0.26	0.27	0.29	0.30	0.32	0.31	0.33	0.33	0.35
0.06	0.08	0.07	0.09	0.08	0.10	0.10	0.12	0.13	0.15	0.16	0.18	0.19	0.21	0.21	0.23	0.22	0.24	0.24	0.26
0.09	0.11	0.11	0.13	0.12	0.14	0.14	0.16	0.19	0.21	0.24	0.26	0.27	0.29	0.30	0.32	0.31	0.33	0.33	0.35

CoroDrill® 861 - GM

20 - 30 x D_c

Valores métricos

ISO	Núm. MC	N.º CMC	Material	Dureza Brinell HB	Velocidad de corte (V_c) m/min Mín.	Máx.
P			**Acero no aleado**			
	P1.1.Z.AN	01.1	C=0.10-0.25%	125	72	140
	P1.2.Z.AN	01.2	C=0.25-0.55%	190	72	140
			Acero de baja aleación			
	P2.2.Z.AN	02.1	Recocido	240	58	135
	P2.5.Z.HT	02.2	Endurecido y templado	330	58	135
			Acero de alta aleación			
	P3.0.Z.AN	03.11	Recocido	200	58	135
	P4.0.S.NS		**Aceros sinterizados**	150	72	119
			Acero inoxidable			
	P5.1.Z.AN	05.11 /15.11	Ferrítico/martensítico	200	19	108
M			**Acero inoxidable**			
	M1.0.Z.AQ	05.21/15.21	Austenítico	200	19	38
	M2.0.Z.AQ	05.21/15.21	Superaustenítico Ni≥20%	200	19	33
	M3.2.Z.AQ	05.52/15.52	Dúplex (austenítico/ferrítico)	260	19	28
K						
	K1.1.C.NS	07.1/07.2	**Fundición maleable**	200	55	82
			Fundición gris			
	K2.1.C.UT	08.1	Baja resistencia a la tracción	180	92	138
	K2.2.C.UT	08.2	Alta resistencia a la tracción	245	55	82
			Fundición nodular			
	K3.1.C.UT	09.1	Ferrítica	155	55	82
	K3.3.C.UT	09.2	Perlítica	265	55	82
	K5.1.C.NS		**ADI**	300	55	82
N			**Aleaciones con base de aluminio**			
	N1.1.Z.UT		Comercial puro	30	194	292
	N1.2.Z.AG		Aleaciones AlSi, Si ≤ 1%	100	194	292
	N1.3.C.AG	30.21	Aleaciones de fundición AlSi, Si > 1% y < 13%	90	65	194
	N1.4.C.NS		Aleaciones de fundición AlSi, Si ≥ 13%	130	65	97
	N2.0.C.UT		**Aleaciones con base de magnesio**	70	65	194

SPA

CoroDrill® 861 - GM

20 - 30 x D_c

Valores métricos

Diám. de broca, mm f_n mm/rev.													
3.00-3.99		4.00-4.99		5.00-5.99		6.00-7.99		8.00-9.99		10.00-11.99		12.00	
Mín.	Máx.	Mín.	Máx.	Mín.	Máx.	Mín.	Máx.	Mín.	Máx.	Mín.	Máx.	Mín.	Máx.
0.07	0.10	0.08	0.12	0.09	0.13	0.11	0.15	0.14	0.20	0.17	0.25	0.20	0.28
0.07	0.10	0.08	0.12	0.09	0.13	0.11	0.15	0.14	0.20	0.17	0.25	0.20	0.28
0.07	0.10	0.08	0.12	0.09	0.13	0.11	0.15	0.14	0.20	0.17	0.25	0.20	0.28
0.07	0.10	0.08	0.12	0.09	0.13	0.11	0.15	0.14	0.20	0.17	0.25	0.20	0.28
0.07	0.10	0.08	0.12	0.09	0.13	0.11	0.15	0.14	0.20	0.17	0.25	0.20	0.28
0.07	0.10	0.08	0.12	0.09	0.13	0.11	0.15	0.14	0.20	0.17	0.25	0.20	0.28
0.04	0.07	0.05	0.08	0.06	0.09	0.07	0.11	0.09	0.14	0.11	0.17	0.13	0.20
0.04	0.07	0.05	0.08	0.06	0.09	0.07	0.11	0.09	0.14	0.11	0.17	0.13	0.20
0.04	0.07	0.05	0.08	0.06	0.09	0.07	0.11	0.09	0.14	0.11	0.17	0.13	0.20
0.06	0.08	0.07	0.09	0.08	0.10	0.10	0.12	0.13	0.15	0.16	0.18	0.19	0.21
0.12	0.14	0.14	0.16	0.16	0.18	0.19	0.21	0.25	0.27	0.32	0.34	0.37	0.39
0.06	0.08	0.07	0.09	0.08	0.10	0.10	0.12	0.13	0.15	0.16	0.18	0.19	0.21
0.06	0.08	0.07	0.09	0.08	0.10	0.10	0.12	0.13	0.15	0.16	0.18	0.19	0.21
0.06	0.08	0.07	0.09	0.08	0.10	0.10	0.12	0.13	0.15	0.16	0.18	0.19	0.21
0.06	0.08	0.07	0.09	0.08	0.10	0.10	0.12	0.13	0.15	0.16	0.18	0.19	0.21
0.12	0.14	0.14	0.16	0.16	0.18	0.19	0.21	0.25	0.27	0.32	0.34	0.37	0.39
0.12	0.14	0.14	0.16	0.16	0.18	0.19	0.21	0.25	0.27	0.32	0.34	0.37	0.39
0.09	0.11	0.11	0.13	0.12	0.14	0.14	0.16	0.19	0.21	0.24	0.26	0.27	0.29
0.09	0.11	0.11	0.13	0.12	0.14	0.14	0.16	0.19	0.21	0.24	0.26	0.27	0.29
0.09	0.11	0.11	0.13	0.12	0.14	0.14	0.16	0.19	0.21	0.24	0.26	0.27	0.29

CoroDrill® 861 - GM

12 - 15 x D_c

Valores en pulgadas

ISO	Núm. MC	N.º CMC	Material	Dureza Brinell HB	Velocidad de corte (V_c) p/ min Mín.	Máx.
P			**Acero no aleado**			
	P1.1.Z.AN	01.1	C=0.10-0.25%	125	260	510
	P1.2.Z.AN	01.2	C=0.25-0.55%	190	260	510
			Acero de baja aleación			
	P2.2.Z.AN	02.1	Recocido	240	210	395
	P2.5.Z.HT	02.2	Endurecido y templado	330	210	395
			Acero de alta aleación			
	P3.0.Z.AN	03.11	Recocido	200	210	395
	P4.0.S.NS		**Aceros sinterizados**	150	260	435
			Acero inoxidable			
	P5.1.Z.AN	05.11 /15.11	Ferrítico/martensítico	200	65	395
M			**Acero inoxidable**			
	M1.0.Z.AQ	05.21/15.21	Austenítico	200	65	140
	M2.0.Z.AQ	05.21/15.21	Superaustenítico Ni≥20%	200	65	120
	M3.2.Z.AQ	05.52/15.52	Dúplex (austenítico/ferrítico)	260	65	100
K						
	K1.1.C.NS	07.1/07.2	**Fundición maleable (ferrítica, perlítica)**	200	195	295
			Fundición gris			
	K2.1.C.UT	08.1	Baja resistencia a la tracción	180	300	455
	K2.2.C.UT	08.2	Alta resistencia a la tracción	245	195	295
			Fundición nodular			
	K3.1.C.UT	09.1	Ferrítica	155	195	295
	K3.2.C.UT	09.2	Perlítica	265	195	295
	K5.1.C.NS		**ADI**	300	195	295
N			**Aleaciones con base de aluminio**			
	N1.1.Z.UT		Comercial puro	30	710	1065
	N1.2.Z.AG		Aleaciones AlSi, Si ≤ 1%	100	710	1065
	N1.3.C.AG	30.21	Aleaciones de fundición AlSi, Si > 1% y < 13%	90	235	710
	N1.4.C.NS		Aleaciones de fundición AlSi, Si ≥ 13%	130	235	355
	N2.0.C.UT		**Aleaciones con base de magnesio**	70	235	710
			Aleaciones con base de cobre			
	N3.1.U.UT		Aleaciones de cobre sin plomo (incl. cobre electrolítico)	100	330	490
	N3.2.C.UT		Latón con plomo y bronces (Pb ≤ 1%)	90	575	865
	N3.3.U.UT		Aleaciones para corte sin problemas basadas en cobre (Pb>1%)	110	575	865
	N3.4.C.UT		Brocas de gran resistencia (>225HB)	300	260	395
	N4.0.C.UT		**Aleaciones con base de cinc**	70	575	865

SPA

CoroDrill® 861 - GM

12 - 15 x D_c

Valores en pulgadas

Diámetro de broca, pulgadas f_n pulg./rev.																			
.1181-.1571		.1572-.1964		.1965-.2358		.2359-.3146		.3147-.3933		.3934-.4720		.4721-.5902		.5905-.6295		.6299-.7083		.7087-.7874	
Mín.	Máx.	Mín.	Máx.	Mín.	Máx.	Mín.	Máx.	Mín.	Máx.	Mín.	Máx.	Mín.	Máx.	Mín.	Máx.	Mín.	Máx.	Mín.	Máx.
.0039	.0051	.0047	.0059	.0051	.0067	.0059	.0079	.0079	.0102	.0098	.0130	.0110	.0150	.0122	.0165	.0126	.0169	.0134	.0177
.0039	.0051	.0047	.0059	.0051	.0067	.0059	.0079	.0079	.0102	.0098	.0130	.0110	.0150	.0122	.0165	.0126	.0169	.0134	.0177
.0039	.0051	.0047	.0059	.0051	.0067	.0059	.0079	.0079	.0102	.0098	.0130	.0110	.0150	.0122	.0165	.0126	.0169	.0134	.0177
.0039	.0051	.0047	.0059	.0051	.0067	.0059	.0079	.0079	.0102	.0098	.0130	.0110	.0150	.0122	.0165	.0126	.0169	.0134	.0177
.0039	.0051	.0047	.0059	.0051	.0067	.0059	.0079	.0079	.0102	.0098	.0130	.0110	.0150	.0122	.0165	.0126	.0169	.0134	.0177
.0039	.0051	.0047	.0059	.0051	.0067	.0059	.0079	.0079	.0102	.0098	.0130	.0110	.0150	.0122	.0165	.0126	.0169	.0134	.0177
.0028	.0039	.0031	.0047	.0035	.0051	.0043	.0059	.0055	.0079	.0067	.0098	.0079	.011	.0087	.0122	.0091	.0126	.0098	.0134
.0028	.0039	.0031	.0047	.0035	.0051	.0043	.0059	.0055	.0079	.0067	.0098	.0079	.011	.0087	.0122	.0091	.0126	.0098	.0134
.0028	.0039	.0031	.0047	.0035	.0051	.0043	.0059	.0055	.0079	.0067	.0098	.0079	.011	.0087	.0122	.0091	.0126	.0098	.0134
.0035	.0043	.0043	.0051	.0047	.0055	.0055	.0063	.0075	.0083	.0094	.0102	.0106	.0114	.0118	.0126	.0122	.0130	.0130	.0138
.0047	.0055	.0055	.0063	.0063	.0071	.0075	.0083	.0098	.0106	.0126	.0134	.0146	.0154	.0161	.0169	.0165	.0173	.0173	.0181
.0035	.0043	.0043	.0051	.0047	.0055	.0055	.0063	.0075	.0083	.0094	.0102	.0106	.0114	.0118	.0126	.0122	.0130	.0130	.0138
.0035	.0043	.0043	.0051	.0047	.0055	.0055	.0063	.0075	.0083	.0094	.0102	.0106	.0114	.0118	.0126	.0122	.0130	.0130	.0138
.0035	.0043	.0043	.0051	.0047	.0055	.0055	.0063	.0075	.0083	.0094	.0102	.0106	.0114	.0118	.0126	.0122	.0130	.0130	.0138
.0035	.0043	.0043	.0051	.0047	.0055	.0055	.0063	.0075	.0083	.0094	.0102	.0106	.0114	.0118	.0126	.0122	.0130	.0130	.0138
.0047	.0055	.0055	.0063	.0063	.0071	.0354	.0083	.0098	.0106	.0126	.0134	.0146	.0154	.0161	.0169	.0165	.0173	.0173	.0181
.0047	.0055	.0055	.0063	.0063	.0071	.0354	.0083	.0098	.0106	.0126	.0134	.0146	.0154	.0161	.0169	.0165	.0173	.0173	.0181
.0047	.0055	.0055	.0063	.0063	.0071	.0075	.0083	.0098	.0106	.0126	.0134	.0146	.0154	.0161	.0169	.0165	.0173	.0173	.0181
.0047	.0055	.0055	.0063	.0063	.0071	.0075	.0083	.0098	.0106	.0126	.0134	.0146	.0154	.0161	.0169	.0165	.0173	.0173	.0181
.0047	.0055	.0055	0.0063	.0063	.0071	.0075	.0083	.0098	.0106	.0126	.0134	.0146	.0154	.0161	.0169	.0165	.0173	.0173	.0181
.0035	.0043	.0043	.0051	.0047	.0055	.0055	.0063	.0075	.0083	.0094	.0102	.0106	.0114	.0118	.0126	.0122	.0130	.0130	.0138
.0035	.0043	.0043	.0051	.0047	.0055	.0055	.0063	.0075	.0083	.0094	.0102	.0106	.0114	.0118	.0126	.0122	.0130	.0130	.0138
.0035	.0043	.0043	.0051	.0047	.0055	.0055	.0063	.0075	.0083	.0094	.0102	.0106	.0114	.0118	.0126	.0122	.0130	.0130	.0138
.0024	.0031	.0028	.0035	.0031	.0039	.0039	.0047	.0051	.0059	.0063	.0071	.0075	.0083	.0083	.0091	.0087	.0094	.0094	.0102
.0035	.0043	.0043	.0051	.0047	.0055	.0055	.0063	.0075	.0083	.0094	.0102	.0106	.0114	.0118	.0126	.0122	.0130	.0130	.0138

CoroDrill® 861 - GM

20 - 30 x D_c

Valores en pulgadas

ISO	Núm. MC	N.º CMC	Material	Dureza Brinell HB	Velocidad de corte (V_c) p/ min Mín.	Máx.
P			**Acero no aleado**			
	P1.1.Z.AN	01.1	C=0.10-0.25%	125	235	460
	P1.2.Z.AN	01.2	C=0.25-0.55%	190	235	460
			Acero de baja aleación			
	P2.2.Z.AN	02.1	Recocido	240	190	445
	P2.5.Z.HT	02.2	Endurecido y templado	330	190	445
			Acero de alta aleación			
	P3.0.Z.AN	03.11	Recocido	200	190	445
	P4.0.S.NS		**Aceros sinterizados**	150	235	390
			Acero inoxidable			
	P5.1.Z.AN	05.11 /15.11	Ferrítico/martensítico	200	60	355
M			**Acero inoxidable**			
	M1.0.Z.AQ	05.21/15.21	Austenítico	200	60	125
	M2.0.Z.AQ	05.21/15.21	Superaustenítico Ni≥20%	200	60	110
	M3.2.Z.AQ	05.52/15.52	Dúplex (austenítico/ferrítico)	260	60	90
K						
	K1.1.C.NS	07.1/07.2	**Fundición maleable (ferrítica, perlítica)**	200	180	270
			Fundición gris			
	K2.1.C.UT	08.1	Baja resistencia a la tracción	180	300	455
	K2.2.C.UT	08.2	Alta resistencia a la tracción	245	180	270
			Fundición nodular			
	K3.1.C.UT	09.1	Ferrítica	155	180	270
	K3.3.C.UT	09.2	Perlítica	265	180	270
	K5.1.C.NS		**ADI**	300	180	270
N			**Aleaciones con base de aluminio**			
	N1.1.Z.UT		Comercial puro	30	635	960
	N1.2.Z.AG		Aleaciones AlSi, Si ≤ 1%	100	635	960
	N1.3.C.AG		Aleaciones de fundición AlSi, Si > 1% y < 13%	90	215	635
	N1.4.C.NS		Aleaciones de fundición AlSi, Si ≥ 13%	130	215	320
	N2.0.C.UT		**Aleaciones con base de magnesio**	70	215	635

SPA

CoroDrill® 861 - GM

20 - 30 x D_c

Valores en pulgadas

Diámetro de broca, pulgadas f_n pulg./rev.													
.1181-.1571		.1572-.1964		.1965-.2358		.2359-.3146		.3147-.3933		.3934-.4720		.4724	
Mín.	Máx.	Mín.	Máx.	Mín.	Máx.	Mín.	Máx.	Mín.	Máx.	Mín.	Máx.	Mín.	Máx.
.0028	.0039	.0031	.0047	.0035	.0051	.0043	.0059	.0055	.0079	.0067	.0098	.0079	011
.0028	.0039	.0031	.0047	.0035	.0051	.0043	.0059	.0055	.0079	.0067	.0098	.0079	.011
.0028	.0039	.0031	.0047	.0035	.0051	.0043	.0059	.0055	.0079	.0067	.0098	.0079	.011
.0028	.0039	.0031	.0047.	.0035	.0051	.0043	.0059	.0055	.0079	.0067	.0098	.0079	.011
.0028	.0039	.0031	.0047	.0035	.0051	.0043	.0059	.0055	.0079	.0067	.0098	.0079	.011
.0028	.0039	.0031	.0047	.0035	.0051	.0043	.0059	.0055	.0079	.0067	.0098	.0079	.011
.0028	.0039	.0031	.0047	.0035	.0051	.0043	.0059	.0055	.0079	.0067	.0098	.0079	.011
.0016	.0028	.002	.0031	.0024	.0035	.0028	.0043	.0035	.0055	.0043	.0067	.0051	.0079
.0016	.0028	.002	.0031.	.0024	.0035	.0028	.0043	.0035	.0055	.0043	.0067	.0051	.0079
.0016	.0028	.002	.0031	.0024	.0035	.0028	.0043	.0035	.0055	.0043	.0067	.0051	.0079
.0024	.0031	.0028	.0035	.0031	.0039	.0039	.0047	.0051	.0059	.0063	.0071	.0075	.0083
.0047	.0055	.0055	.0063	.0063	.0071	.0075	.0083	.0098	.0106	.0126	.0134	.0146	.0154
.0024	.0031	.0028	.0035	.0031	.0035	.0039	.0047	.0051	.0059	.0063	.0071	.0075	
.0024	.0031	.0028	.0035	.0031	.0039	.0039	.0047	.0051	.0059	.0063	.0071	.0075	.0083
.0024	.0031	.0028	.0035	.0031	.0039	.0039	.0047	.0051	.0059	.0063	.0071	.0075	.0083
.0024	.0031	.0028	.0035	.0031	.0039	.0039	.0047	.0051	.0059	.0063	.0071	.0075	.0083
.0047	.0055	.0055	.0063	.0063	.0071	.0075	.0083	.0098	.0106	.0126	.0134	.0146	.0154
.0047	.0055	.0055	.0063	.0063	.0071	.0075	.0083	.0098	.0106	.0126	.0134	.0146	.0154
.0035	.0043	.0043	.0051	.0047	.0055	.0055	.0063	.0075	.0083	.0094	.0102	.0106	.0114
.0035	.0043	.0043	.0051	.0047	.0055	.0055	.0063	.0075	.0083	.0094	.0102	.0106	.0114
.0035	.0043	.0043	.0051	.0047	.0055	.0055	.0063	.0075	.0083	.0094	.0102	.0106	.0114

CoroDrill® 862

Valores métricos

ISO	Núm. MC	N.º CMC	Material	Dureza Brinell HB	Velocidad de corte (V_c) m/min		Diámetro de broca, DC f_n mm/rev. 1.85-2.49		2.50-2.99	
					mín.	máx.	mín.	máx.	mín.	máx.
P			**Acero no aleado**							
	P1.1.Z.AN	01.1	C=0.1-0.25%	125	40	60	0.07	0.09	0.10	0.13
	P1.2.Z.AN	01.2	C=0.25-0.55%	190	40	60	0.07	0.09	0.10	0.13
			Acero de baja aleación							
	P2.2.Z.AN	02.1	Recocido	240	32	60	0.06	0.08	0.09	0.11
	P2.5.Z.HT	02.2	Endurecido y templado	330	32	60	0.06	0.08	0.09	0.11
			Acero de alta aleación							
	P3.0.Z.AN	03.11	Recocido	200	32	60	0.06	0.08	0.09	0.11
	P4.0.S.NS		**Aceros sinterizados**	150	40	60	0.06	0.08	0.09	0.11
			Acero inoxidable							
	P5.1.Z.AN	05.11/15.11	Ferrítico/martensítico	200	18	60	0.03	0.07	0.04	0.1
M			**Acero inoxidable**							
	M1.0.Z.AQ	05.21/15.21	Austenítico	200	18	26	0.02	0.04	0.03	0.05
	M2.0.Z.AQ	05.21/15.21	Superaustenítico Ni≥20%	200	18	26	0.02	0.04	0.03	0.05
	M3.2.Z.AQ	05.52/15.52	Austenítico/ferrítico (dúplex)	260	18	26	0.02	0.04	0.03	0.05
K			**Fundición maleable**							
	K1.1.C.NS	07.1/07.2	Ferrítico Perlítico	200	32	48	0.04	0.06	0.06	0.08
			Fundición gris							
	K2.1.C.UT	08.1	Baja resistencia a la tracción	180	40	60	0.08	0.10	0.12	0.14
	K2.2.C.UT	08.2	Alta resistencia a la tracción	245	32	48	0.04	0.06	0.06	0.08
			Fundición nodular							
	K3.1.C.UT	09.1	Ferrítica	155	32	48	0.04	0.06	0.06	0.08
	K3.3.C.UT	09.2	Perlítica	265	32	48	0.04	0.06	0.06	0.08
	K4.2.C.UT		**CGI**	230	32	48	0.04	0.06	0.06	0.08
	K5.1.C.NS		**ADI**	300	32	48	0.04	0.06	0.06	0.08
S			**Superaleaciones termorresistentes**							
	S1.0.U.AG		A base de hierro	280	12	18	0.02	0.04	0.03	0.05
	S2.0.Z.AG	20.22	Con base Ni	350	12	18	0.02	0.04	0.03	0.05
	S4.3.Z.AN	23.22	A base de titanio	330	12	18	0.02	0.04	0.03	0.05
N			**Aleaciones con base de aluminio**							
	N1.1.Z.UT		Puro comercial	30	48	72	0.09	0.11	0.14	0.16
	N1.2.Z.AG		Aleaciones AlSi, Si ≤ 1%	100	48	72	0.09	0.11	0.14	0.16
	N1.3.C.AG	30.21	Aleaciones de fundición AlSi, Si > 1% y < 13%	90	40	60	0.09	0.11	0.14	0.16
	N1.4.C.NS		Aleaciones de fundición AlSi, Si ≥ 13%	130	40	60	0.09	0.11	0.14	0.16
	N2.0.C.UT		**Aleaciones con base de magnesio**	70	120	240	0.06	0.08	0.09	0.11

SPA

CoroDrill® 862

Valores en pulgadas

ISO	Núm. MC	N.º CMC	Material	Dureza Brinell HB	Velocidad de corte (V_c) p/min		Diámetro de broca, DC f_n pulg./rev. .0728-.0980		.0981-.1177	
					mín.	máx.	mín.	máx.	mín.	máx.
P			**Acero no aleado**							
	P1.1.Z.AN	01.1	C=0.1-0.25%	125	130	195	.0028	.0035	.0039	.0051
	P1.2.Z.AN	01.2	C=0.25-0.55%	190	130	195	.0028	.0035	.0039	.0051
			Acero de baja aleación							
	P2.2.Z.AN	02.1	Recocido	240	105	195	.0024	.0031	.0035	.0043
	P2.5.Z.HT	02.2	Endurecido y templado	330	105	195	.0024	.0031	.0035	.0043
			Acero de alta aleación							
	P3.0.Z.AN	03.11	Recocido	200	105	195	.0024	.0031	.0035	.0043
	P4.0.S.NS		**Aceros sinterizados**	150	130	195	.0024	.0031	.0035	.0043
			Acero inoxidable							
	P5.1.Z.AN	05.11 /15.11	Ferrítico/martensítico	200	60	195	.0012	.0028	.0016	.0039
M			**Acero inoxidable**							
	M1.0.Z.AQ	05.21/15.21	Austenítico	200	60	85	.0008	.0016	.0012	.002
	M2.0.Z.AQ	05.21/15.21	Superaustenítico Ni≥20%	200	60	85	.0008	.0016	.0012	.002
	M3.2.Z.AQ	05.52/15.52	Austenítico/ferrítico (dúplex)	260	60	85	.0008	.0016	.0012	.002
K			**Fundición maleable**							
	K1.1.C.NS	07.1/07.2	Ferrítico Perlítico	200	105	155	.0016	.0024	.0024	.0031
			Fundición gris							
	K2.1.C.UT	08.1	Baja resistencia a la tracción	180	130	195	.0031	.0039	.0047	.0055
	K2.2.C.UT	08.2	Alta resistencia a la tracción	245	105	155	.0016	.0024	.0024	.0031
			Fundición nodular							
	K3.1.C.UT	09.1	Ferrítica	155	105	155	.0016	.0024	.0024	.0031
	K3.3C.UT	09.2	Perlítica	265	105	155	.0016	.0024	.0024	.0031
	K4.2.C.UT		**CGI**	230	105	155	.0016	.0024	.0024	.0031
	K5.1.C.NS		**ADI**	300	105	155	.0016	.0024	.0024	.0031
S			**Superaleaciones termorresistentes**							
	S1.0.U.AG		A base de hierro	280	40	60	.0008	.0016	.0012	.002
	S2.0.Z.AG	20.22	Con base Ni	350	40	60	.0008	.0016	.0012	.002
	S4.3.Z.AN	23.22	A base de titanio	330	40	60	.0008	.0016	.0012	.002
N			**Aleaciones con base de aluminio**							
	N1.1.Z.UT		Puro comercial	30	155	235	.0035	.0043	.0055	.0063
	N1.2.Z.AG		Aleaciones AlSi, Si ≤ 1%	100	155	235	.0035	.0043	.0055	.0063
	N1.3.C.AG	30.21	Aleaciones de fundición AlSi, Si > 1% y < 13%	90	130	195	.0035	.0043	.0055	.0063
	N1.4.C.NS		Aleaciones de fundición AlSi, Si ≥ 13%	130	130	195	.0035	.0043	.0055	.0063
	N2.0.C.UT		**Aleaciones con base de magnesio**	70	395	785	.0024	.0031	.0035	.0043

CoroDrill® 400

Valores métricos

ISO	Núm. MC	Material	Velocidad de corte (V_c) m/min	Diám. de broca, mm 1.50 - 3.00	3.01 - 6.00	6.01 - 10.00	10.01 - 14.00	14.01 - 20.00	20.01 - 32.00
				Avance f_n mm/r (mín. - máx.)					
N	N1.1	Comercial puro	300 - 600	0.06 - 0.15	0.15 - 0.25	0.25 - 0.40	0.30 - 0.45	0.40 - 0.55	0.45 - 0.60
	N1.2	Al Si ≤1% Si	250 - 500	0.06 - 0.15	0.15 - 0.25	0.25 - 0.40	0.30 - 0.45	0.30 - 0.45	0.45 - 0.60
	N1.3	Aleaciones de fundición Al Si, Si ≥1% y <13%	250 - 500	0.06 - 0.15	0.15 - 0.25	0.25 - 0.40	0.30 - 0.45	0.30 - 0.45	0.45 - 0.60
	N1.4	Aleaciones de fundición Al Si, Si ≥13%	200 - 400	0.06 - 0.15	0.15 - 0.25	0.25 - 0.40	0.30 - 0.45	0.30 - 0.45	0.45 - 0.60

Valores en pulgadas

ISO	Núm. MC	Material	Velocidad de corte (v_c), pies/min	Diámetro de broca, pulgadas .059 - .118	.118 - .236	.236 - .394	.394 - .551	.552 - .787	.787 - 1.260
				Avance f_n pulg./r (mín. - máx.)					
N	N1.1	Comercial puro	984 - 1968	.002 - .006	.006 - .010	.010 - .016	.012 - .018	.016 - .022	.018 - .024
	N1.2	Al Si ≤1% Si	820 - 1640	.002 - .006	.006 - .010	.010 - .016	.012 - .018	.016 - .022	.018 - .024
	N1.3	Aleaciones de fundición Al Si, Si ≥1% y <13%	820 - 1640	.002 - .006	.006 - .010	.010 - .016	.012 - .018	.016 - .022	.018 - .024
	N1.4	Aleaciones de fundición Al Si, Si ≥13%	656 - 1312	.002 - .006	.006 - .010	.010 - .016	.012 - .018	.016 - .022	.018 - .024

Tipo de broca 4 para las RPM de DC2 y la velocidad de avance de DC1.

CoroDrill® 430

Valores métricos

ISO	Núm. MC	Material	Velocidad de corte (V_c) m/min	Diám. de broca, mm 1.50 - 3.00	3.01 - 6.00	6.01 - 10.00	10.01 - 14.00	14.01 - 20.00	20.01 - 32.00
				Avance f_n mm/r (mín. - máx.)					
N	N1.1	Comercial puro	300 - 600	0.06 - 0.15	0.15 - 0.25	0.25 - 0.40	0.30 - 0.45	0.40 - 0.55	0.45 - 0.60
	N1.2	Al Si ≤1% Si	250 - 500	0.06 - 0.15	0.15 - 0.25	0.25 - 0.40	0.30 - 0.45	0.30 - 0.45	0.45 - 0.60
	N1.3	Aleaciones de fundición Al Si, Si ≥1% y <13%	250 - 500	0.06 - 0.15	0.15 - 0.25	0.25 - 0.40	0.30 - 0.45	0.30 - 0.45	0.45 - 0.60
	N1.4	Aleaciones de fundición Al Si, Si ≥13%	200 - 400	0.06 - 0.15	0.15 - 0.25	0.25 - 0.40	0.30 - 0.45	0.30 - 0.45	0.45 - 0.60

Valores en pulgadas

ISO	Núm. MC	Material	Velocidad de corte (v_c), pies/min	Diámetro de broca, pulgadas .059 - .118	.118 - .236	.236 - .394	.394 - .551	.552 - .787	.787 - 1.260
				Avance f_n pulg./r (mín. - máx.)					
N	N1.1	Comercial puro	984 - 1968	.002 - .006	.006 - .010	.010 - .016	.012 - .018	.016 - .022	.018 - .024
	N1.2	Al Si ≤1% Si	820 - 1640	.002 - .006	.006 - .010	.010 - .016	.012 - .018	.016 - .022	.018 - .024
	N1.3	Aleaciones de fundición Al Si, Si ≥1% y <13%	820 - 1640	.002 - .006	.006 - .010	.010 - .016	.012 - .018	.016 - .022	.018 - .024
	N1.4	Aleaciones de fundición Al Si, Si ≥13%	656 - 1312	.002 - .006	.006 - .010	.010 - .016	.012 - .018	.016 - .022	.018 - .024

AVISO GENERAL:

Nota: N1DU presenta tecnología PCD tipo vena y permite aplicar mayores velocidades de avance y de corte que la herramienta de metal duro enteriza.
Nota: para brocas escalonadas, calcule las RPM en el diámetro mayor y el avance en el diámetro menor.
Nota: para los tipos de broca 2, 4, 5 y 6, con una relación de paso superior a 1.5, es decir, guía de 5.00 mm con 8.00 mm de diámetro mayor, empiece a la velocidad de avance mínima recomendada.
Nota: la Vc de la broca enteriza se reduce un 20% en la broca con refrigerante.
Nota: la velocidad y el avance deben estar en un ±20% del valor de inicio.

CoroDrill® 452

Recomendaciones de velocidad de corte

	vc m/min	v_c pies/min	f_n mm/rev.	f_n pulg./rev
CFRP	60	197	0.08	.00315
Aluminio	60	197	0.08	.00315
Titanio	15	49	0.05	.00197
Acero inoxidable	15	49	0.05	.00197

Roscado

V

Versátiles

CoroTap™ 200

Métrico	C6-C10
Métrica fina	C11-C13
UNC	C14-C15
UNF	C16-C17
G	C18

CoroTap™ 300

Métrico	C19-C26
Métrica fina	C27-C29
UNC	C30-C31
UNF	C33-C34
G	C36
NPT	C37
NPTF	C37

CoroTap™ 400

Métrico	C38-C47
Métrica fina	C48-C49
UNC	C50
UNF	C51
EGM	C52

O

Optimizadas

CoroTap™ 100

Métrico	C53-C61
Métrica fina	C62-C66
UNC	C67-C68
UNF	C69-C70
G	C71

CoroTap™ 200

Métrico	C72-C85
Métrica fina	C86-C89
MJ	C90
UNC	C91-C96
UNF	C96-C98
UNJC	C99
UNJF	C100

CoroTap™ 300

Métrico	C101-C117
Métrica fina	C118-C124
MJ	C125
UNC	C126-C131
UNF	C131-C136
G	C137
NPT	C138
UNJC	C139
UNJF	C140
EGUNF	C141
EGUNJF	C142

CoroTap™ 400

Métrico	C143-C147
Métrica fina	C148-C149
UNC	C150-C151
UNF	C152-C153

C

Herramientas personalizadas especiales

CoroTap™

CoroTap™ 100	E7
CoroTap™ 200	E7
CoroTap™ 300	E7
CoroTap™ 400	E7

O C

CoroTap™ 100

- Machos con canales rectos
- Se utilizan principalmente para materiales de viruta corta como la fundición
- Adecuados para agujeros pasantes y ciegos

V O C

CoroTap™ 300

- Machos con rectificado de canal helicoidal
- El canal helicoidal expulsa la viruta del agujero
- La mejor opción para agujeros ciegos

V O C

CoroTap™ 200

- Machos con rectificado de entrada corregida
- Empuja la viruta hacia delante
- Para agujeros pasantes

V O C

CoroTap™ 400

- Machos que generan la rosca por laminación en lugar de corte
- Tanto para agujeros pasantes como ciegos
- Disponibles con y sin canales de aceite

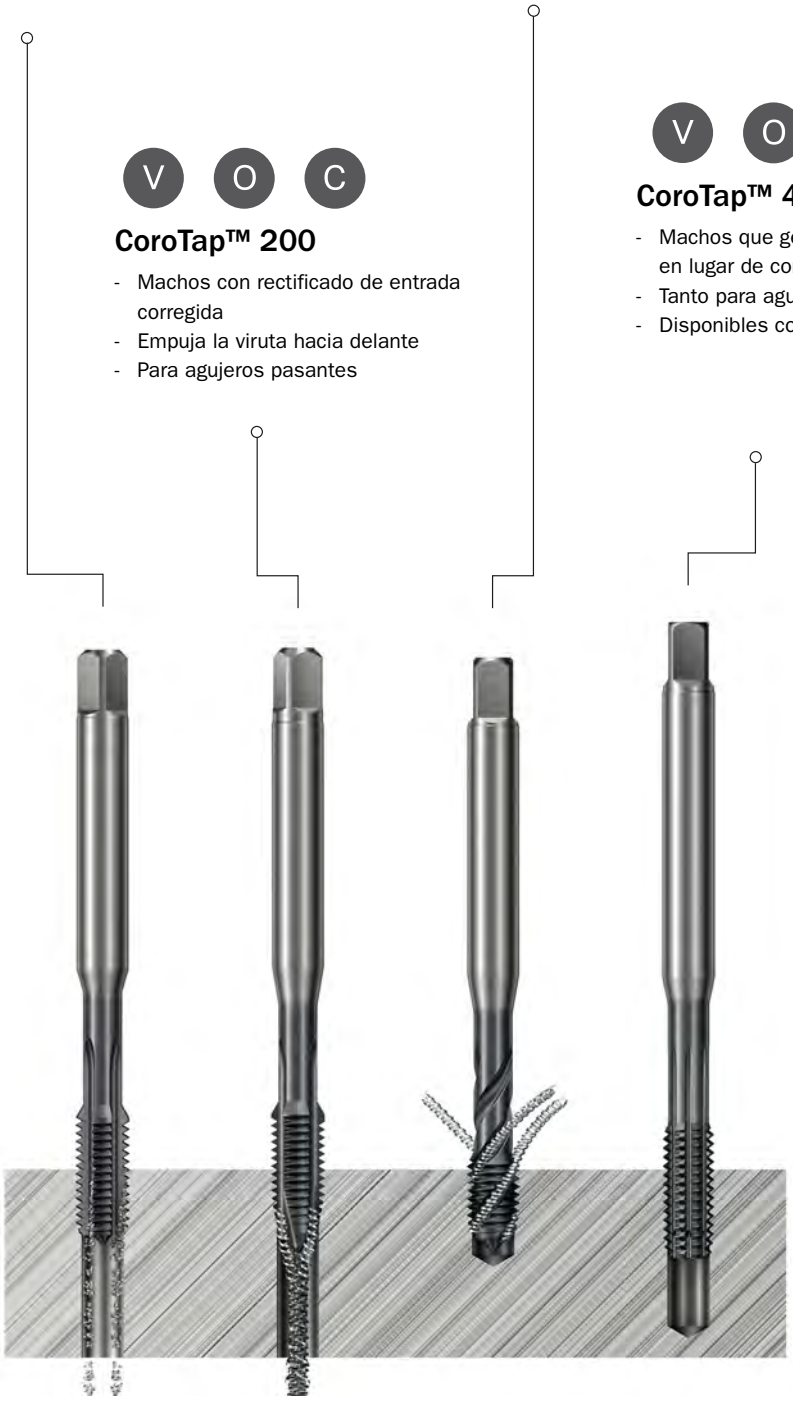

SPA

Versátiles

	Métrico	Métrica fina	UNC	UNF	G	Métrico	Métrico	Métrica fina	UNC
V									
CoroTap™	200	200	200	200	200	300	300	300	300
Gama de machos	M2 - M30	M4 - M30	No.2-1", No.4-1"	No.8-1", No.4-1"	No.1/8-1"	M2 - M36	M2 - M64	M4 - M30	No.4-1", No.2-1"
Área de aplicación ISO	P M K N S	P M K N S	P M K N S	P M K N S	P M K N S	P N S	P M K N S	P M K N S	P M K N S
Agujero pasante o ciego									
THCHT	B 3.5-5	B 3.5-5	B 3.5-5	B 3.5-5	B 3.5-5	C 2-3	C 2-3, E 1.5-2	C 2-3, E 1.5-2	C 2-3, E 1.5-2
TCTR	6H, 6G	6H	2B, 3BX	2B, 3BX	NORMAL	6H, 6HX	6H,6G	6H	2B, 3BX
ULDR	2.5-3.0 xD	2.5 xD	2.5 xD	2.5 xD	2.5 xD	1.5-2.0 x D	2.5-3.0 xD	2.5 xD	2.5 xD
Refrigerante interior	✗	✗	✗	✗	✗	✗	✗	✗	✗
Refrigerante exterior	✓	✓	✓	✓	✓	✓	✓	✓	✓
Página	C7-C10	C11-C13	C14-C15	C16-C17	C18	C20-C22	C23-C26	C27-C29	C30-C31

	UNF	G	NPT	NPTF	Métrico	Métrica fina	UNC	UNF	Plaquita EGM
V									
CoroTap™	300	300	300	300	400	400	400	400	400
Gama de machos	No.4-1", No.8 - 1"	1/8-1.1/2	1/16 - 1"	1/16 - 3/4"	M1 - M24	M5 - M16	No.4 - 1"	No.10-1	EGM3 - EGM12
Área de aplicación ISO	P M K N S	P M K N S	P M K N S	P M K N S	P M N S	P M N S	P M N S	P M N S	P M N S
Agujero pasante o ciego									
THCHT	C 2-3, E 1.5-2	C 2-3	C 2-3	C 2-3	C 2-3, E 1.5-2	C 2-3	C 2-3	C 2-3	C 2-3
TCTR	2B, 3BX	NORMAL	NORMAL	NORMAL	6H, 6HX, 6GX	6HX, 6H	2B	2B	6HMOD
ULDR	2.5 xD	2.5 xD	1.5 x D	1.5 x D	3.0 - 3.5 xD	3.0 xD	3.0 xD	3.0 xD	3.0 xD
Refrigerante interior	✗	✗	✗	✗	✓	✗	✗	✗	✗
Refrigerante exterior	✓	✓	✓	✓	✓	✓	✓	✓	✓
Página	C33-C34	C36	C37	C37	C39-C47	C48-C49	C50	C51	C52

Optimizadas

O

	Métrico	Métrica fina	UNC	UNF	G	Métrico	Métrica fina
CoroTap™	100	100	100	100	100	200	200
Gama de machos	M3 - M24	M8 - M20	1/4 - 7/8	1/4 - 7/8	No.1/8-1"	M1-M30	M4 - M30
Área de aplicación ISO	K N H	K	K	K	K	P M N S	P M S
Agujero pasante o ciego							
THCHT	C 2-3, E 1.5-2	C 2-3, E 1.5-2	C 2-3, E1.5-2	C 2-3, E1.5-2	C 2-3	B 3.5-5	B 3.5-5, C 2-3
TCTR	6HX, 6H	6HX	2BX	2BX	NORMAL	6HX, 6H	6HX, 6H
ULDR	2.0-2.5 xD	2.5 xD	2.5 xD	2.5 xD	2.0 xD	2.0 - 3.0 xD	2.5 - 3.0 xD
BSG	DIN 371 DIN 376 C-DIN 371 DIN 371/ANSI DIN 376/ANSI	DIN 374 DIN 374/ANSI	DIN 2184-1/ANSI DIN 376/ANSI	DIN 2184-1/ANSI	DIN 5156	DIN 371 DIN 376 C-DIN 371 DIN/ANSI C-DIN/ANSI	DIN 371 DIN 374 DIN/ANSI
Refrigerante interior	✓	✓	✓	✓	✗	✓	✗
Refrigerante exterior	✓	✓	✓	✓	✓	✓	✓
Página	C54-C61	C62-C66	C67-C68	C69-C70	C71	C73-C85	C86-C89

O

	MJ	UNC	UNF	UNJC	UNJF	Métrico	Métrica fina
CoroTap™	200	200	200	200	200	300	300
Gama de machos	M4 - M8	No.4-3/4, 1/4-1"	No.4-3/4, No.10-7/8	No.4- No.8	No.10 - 3/8", No.10 - 1/2"	M1.6-M30	M4-M30
Área de aplicación ISO	S	P M N S	M N S	S	S	P M K N S H	P M N S
Agujero pasante o ciego							
THCHT	B 3.5-5	B 3.5-5	B 3.5-5	B 3.5-5	B 3.5-5	C 2-3	C 2-3
TCTR	4H	2BX 2B,3B	2B, 3BX	3BX	3B, 3BX	6HX, 6H	6HX, 6H
ULDR	2.0 xD	2.0 - 3.0 xD	2.0 - 2.5 xD	2.0 xD	2.0 xD	1.5 - 3.0 xD	1.5 - 3.0 xD
BSG	DIN 371	DIN/ANSI C-DIN/ANSI	DIN/ANSI	DIN/ANSI	DIN 2184-1 DIN/ANSI	C-DIN 371 DIN 371 DIN 376 DIN/ANSI	DIN 371 DIN 376 DIN/ANSI
Refrigerante interior	✗	✓	✗	✗	✗	✓	✗
Refrigerante exterior	✓	✓	✓	✓	✓	✓	✓
Página	C90	C91-C96	C96-C98	C99	C100	C102-C117	C118-C124

SPA

Optimizadas

	MJ	UNC	UNF	G	NPT	NPTF	UNJC
O							
CoroTap™	300	300	300	300	300	300	300
Gama de machos	M3 - M8	No.2-1"	No.6-1"	1/8-1"	1/16-1"	1/16-3/4	No.10 -No.8
Área de aplicación ISO	S	P M N S	P M N S	M	M	M	S
Agujero pasante o ciego							
THCHT	C 2-3	C 2-3	C 2-3	C 2-3	C 2-3	C 2-3	C 2-3
TCTR	4H	2B,3B, 2BX	2B,3B, 2BX	NORMAL	NORMAL	NORMAL	3B
ULDR	1.5 xD	1.5 - 3.0 xD	1.5 - 3.0 xD	2.0 x D	1.5 x D	1.5 x D	1.5 x D
BSG	DIN 371	DIN 2184-1 DIN/ANSI C-DIN/ANSI	DIN 2184-1 DIN/ANSI C-DIN/ANSI	DIN 5156	DIN/ANSI	DIN/ANSI	DIN 2184-1
Refrigerante interior	✗	✓	✓	✗	✗	✗	✗
Refrigerante exterior	✓	✓	✓	✓	✓	✓	✓
Página	C125	C126-C131	C131-C136	C137	C138	C142	C139

	UNJF	EGUNF	EGUNJF	Métrico	Métrica fina	UNC	UNF
O							
CoroTap™	300	300	300	400	400	400	400
Gama de machos	No.6 - 3/8"	No.10 - 1/4"	No.10 - 5/16"	M3-M16	M5-M16	No. 4-5/8"	No. 10-5/8"
Área de aplicación ISO	S	S	S	P N	P	P	P
Agujero pasante o ciego							
THCHT	C 2-3	C 2-3	C 2-3	C 2-3, E 0.5-2	C 2-3	C 2-3, E 1.5-2	C 2-3, E 1.5-2
TCTR	3B	3B	3B	6HX, 6GX	6HX	2BX	2BX
ULDR	1.5 x D	2.0 x D	1.5 x D	3.0 xD	3.0 xD	3.0 xD	3.0 xD
BSG	DIN 2184-1	DIN 2184-1	DIN 2184-1	DIN 2174 DIN/ANSI	DIN 2174	DIN/ANSI	DIN/ANSI
Refrigerante interior	✗	✗	✗	✓	✓	✓	✓
Refrigerante exterior	✓	✓	✓	✓	✓	✓	✓
Página	C140	C141	C142	C144-C147	C148-C149	C150-C151	C152-C153

CoroTap™ 200

Aplicaciones

- Solo para agujeros pasantes
- Disponible en varias formas y estándares de rosca
- Hasta 3xD dependiendo de los materiales

V C

Área de aplicación ISO:

P M K N S

Ventajas y características

- Chaflán B (3.5-5 hilos) para una alta seguridad del proceso.
- El tratamiento del filo para reducir la fuerza axial y el par hace que la herramienta trabaje con más suavidad, reduce el riesgo de astillamiento del filo y mejora la calidad superficial, la vida útil de la herramienta y la formación de viruta.
- Machos de acero rápido pulvimetalúrgico que mejoran la tenacidad, la resistencia al desgaste y la vida útil de la herramienta.
- Hay varios recubrimientos y calidades disponibles.

- Machos con rectificado de entrada corregida
- Empuja la viruta hacia delante
- Para agujeros pasantes

www.sandvik.coromant.com/corotap200

CoroChuck™ 970, consulte nuestros catálogo de herramientas rotativas.

SPA

Macho de corte CoroTap™ 200 con entrada corregida

Forma de rosca: métrica

DIN 371, DIN 376

ULDR 2.5
SUBSTRATE HSS-PM

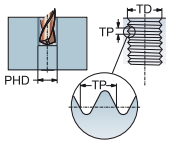

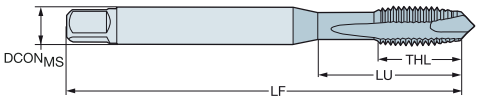

TDZ	TP	LU	CZC$_{MS}$	THCHT	TCTR	Código de pedido	P						M						K						N						S						Dimensiones, mm, pulg.						
							B110	B145	B150	C110	C145	C150	B110	B145	B150	C110	C145	C150	B110	B145	B150	C110	C145	C150	B110	B145	B150	C110	C145	C150	B110	B145	B150	C110	C145	C150	DCON$_{MS}$	TD	LF	THL	NOF	PHD	BSG
M 2	0.40	9.00	2.80 x 2.10	B	6H	T200-XM100DA-M2				★	★	★				★	★	★				★	★	★				★	★	★				★	★	★	2.8	2.00	45.0	6.0	2	1.6	DIN 371
		.354																																	.110	.079	1.772	.236		.063	
M 2.5	0.45	12.50	2.80 x 2.10	B	6H	T200-XM100DA-M2.5				★	★	★				★	★	★				★	★	★				★	★	★				★	★	★	2.8	2.50	50.0	8.0	2	2.1	DIN 371
		.492																																	.110	.098	1.969	.315		.081	
M 3	0.50	18.00	3.50 x 2.70	B	6H	T200-XM100DA-M3				★	★	★				★	★	★				★	★	★				★	★	★				★	★	★	3.5	3.00	56.0	8.9	3	2.5	DIN 371
		.709																																	.138	.118	2.205	.350		.098	
M 3.5	0.60	20.00	4.00 x 3.00	B	6H	T200-XM100DA-M3.5				★	★	★				★	★	★				★	★	★				★	★	★				★	★	★	4.0	3.50	56.0	10.8	3	2.9	DIN 371
		.787																																	.157	.138	2.205	.425		.114	
M 4	0.70	21.00	4.50 x 3.40	B	6H	T200-XM100DA-M4				★	★	★				★	★	★				★	★	★				★	★	★				★	★	★	4.5	4.00	63.0	11.7	3	3.3	DIN 371
		.827																																	.177	.157	2.480	.461		.130	
M 4.5	0.75	25.00	6.00 x 4.90	B	6H	T200-XM100DA-M4.5				★	★	★				★	★	★				★	★	★				★	★	★				★	★	★	6.0	4.50	70.0	13.0	3	3.8	DIN 371
		.984																																	.236	.177	2.756	.512		.150	
M 5	0.80	25.00	6.00 x 4.90	B	6H	T200-XM100DA-M5				★	★	★				★	★	★				★	★	★				★	★	★				★	★	★	6.0	5.00	70.0	12.6	3	4.2	DIN 371
		.984																																	.236	.197	2.756	.496		.165	
M 6	1.00	30.00	6.00 x 4.90	B	6H	T200-XM100DA-M6				★	★	★				★	★	★				★	★	★				★	★	★				★	★	★	6.0	6.00	80.0	14.5	3	5.0	DIN 371
		1.181																																	.236	.236	3.150	.571		.197	
M 7	1.00	30.00	7.00 x 5.50	B	6H	T200-XM100DA-M7				★	★	★				★	★	★				★	★	★				★	★	★				★	★	★	7.0	7.00	80.0	14.5	3	6.0	DIN 371
		1.181																																	.276	.276	3.150	.571		.236	
M 8	1.25	35.00	8.00 x 6.20	B	6H	T200-XM100DA-M8				★	★	★				★	★	★				★	★	★				★	★	★				★	★	★	8.0	8.00	90.0	17.4	3	6.8	DIN 371
		1.378																																	.315	.315	3.543	.685		.268	
M 10	1.50	39.00	10.00 x 8.00	B	6H	T200-XM100DA-M10				★	★	★				★	★	★				★	★	★				★	★	★				★	★	★	10.0	10.00	100.0	19.2	3	8.5	DIN 371
		1.535																																	.394	.394	3.937	.756		.335	
M 3	0.50	37.00	2.20 x 1.80	B	6H	T200-XM101DA-M3				★	★	★				★	★	★				★	★	★				★	★	★				★	★	★	2.2	3.00	56.0	10.0	3	2.5	DIN 376
		1.457																																	.087	.118	2.205	.394		.098	
M 4	0.70	43.00	2.80 x 2.10	B	6H	T200-XM101DA-M4				★	★	★				★	★	★				★	★	★				★	★	★				★	★	★	2.8	4.00	63.0	11.9	3	3.3	DIN 376
		1.693																																	.110	.157	2.480	.469		.130	
M 5	0.80	49.00	3.50 x 2.70	B	6H	T200-XM101DA-M5				★	★	★				★	★	★				★	★	★				★	★	★				★	★	★	3.5	5.00	70.0	13.2	3	4.2	DIN 376
		1.929																																	.138	.197	2.756	.520		.165	
M 6	1.00	59.00	4.50 x 3.40	B	6H	T200-XM101DA-M6				★	★	★				★	★	★				★	★	★				★	★	★				★	★	★	4.5	6.00	80.0	15.1	3	5.0	DIN 376
		2.323																																	.177	.236	3.150	.594		.197	
M 8	1.25	67.00	6.00 x 4.90	B	6H	T200-XM101DA-M8				★	★	★				★	★	★				★	★	★				★	★	★				★	★	★	6.0	8.00	90.0	18.0	3	6.8	DIN 376
		2.638																																	.236	.315	3.543	.709		.268	
M 10	1.50	77.00	7.00 x 5.50	B	6H	T200-XM101DA-M10				★	★	★				★	★	★				★	★	★				★	★	★				★	★	★	7.0	10.00	100.0	20.0	3	8.5	DIN 376
		3.032																																	.276	.394	3.937	.787		.335	
M 12	1.75	83.00	9.00 x 7.00	B	6H	T200-XM101DA-M12				★	★	★				★	★	★				★	★	★				★	★	★				★	★	★	9.0	12.00	110.0	23.0	3	10.2	DIN 376
		3.268																																	.354	.472	4.331	.906		.402	
M 14	2.00	81.00	11.00 x 9.00	B	6H	T200-XM101DA-M14				★	★	★				★	★	★				★	★	★				★	★	★				★	★	★	11.0	14.00	110.0	25.0	3	12.0	DIN 376
		3.189																																	.433	.551	4.331	.984		.472	
M 16	2.00	68.00	12.00 x 9.00	B	6H	T200-XM101DA-M16				★	★	★				★	★	★				★	★	★				★	★	★				★	★	★	12.0	16.00	110.0	25.0	3	14.0	DIN 376
		2.677																																	.472	.630	4.331	.984		.551	
M 18	2.50	81.00	14.00 x 11.00	B	6H	T200-XM101DA-M18	★	★	★				★	★	★				★	★	★				★	★	★				★	★	★				14.0	18.00	125.0	30.0	4	15.5	DIN 376
		3.189																																	.551	.709	4.921	1.181		.610	
M 20	2.50	95.00	16.00 x 12.00	B	6H	T200-XM101DA-M20	★	★	★				★	★	★				★	★	★				★	★	★				★	★	★				16.0	20.00	140.0	30.0	4	17.5	DIN 376
		3.740																																	.630	.787	5.512	1.181		.689	
M 22	2.50	93.00	18.00 x 14.50	B	6H	T200-XM101DA-M22	★	★	★				★	★	★				★	★	★				★	★	★				★	★	★				18.0	22.00	140.0	34.0	4	19.5	DIN 376
		3.661																																	.709	.866	5.512	1.339		.768	
M 24	3.00	113.00	18.00 x 14.50	B	6H	T200-XM101DA-M24	★	★	★				★	★	★				★	★	★				★	★	★				★	★	★				18.0	24.00	160.0	38.0	4	21.0	DIN 376
		4.449																																	.709	.945	6.299	1.496		.827	
M 27	3.00	97.00	20.00 x 16.00	B	6H	T200-XM101DA-M27	★	★	★				★	★	★				★	★	★				★	★	★				★	★	★				20.0	27.00	160.0	38.0	4	24.0	DIN 376
		3.819																																	.787	1.063	6.299	1.496		.945	
M 30	3.50	115.00	22.00 x 18.00	B	6H	T200-XM101DA-M30	★	★	★				★	★	★				★	★	★				★	★	★				★	★	★				22.0	30.00	180.0	45.0	4	26.5	DIN 376
		4.528																																	.866	1.181	7.087	1.772		1.043	

C162 C157 E9 E27 C154

Macho de corte CoroTap™ 200 con entrada corregida

Forma de rosca: métrica

DIN 371, DIN 376

ULDR 2.5
SUBSTRATE HSS-PM

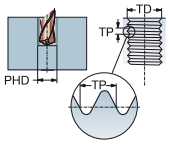

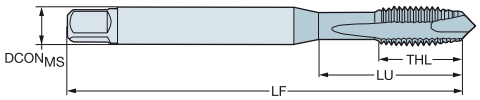

TDZ	TP	LU	CZC_{MS}	THCHT	TCTR	Código de pedido	P						M						K						N						S						Dimensiones, mm, pulg.						
							B110	B145	B150	C110	C145	C150	B110	B145	B150	C110	C145	C150	B110	B145	B150	C110	C145	C150	B110	B145	B150	C110	C145	C150	B110	B145	B150	C110	C145	C150	$DCON_{MS}$	TD	LF	THL	NOF	PHD	BSG
M 3	0.50	18.00	3.50 x 2.70	B	6G	T200-XM104DA-M3				★	★	★				★	★	★				★	★	★				★	★	★				★	★	★	3.5	3.00	56.0	8.9	3	2.5	DIN 371
		.709																																			*.138*	*.118*	*2.205*	*.350*		*.098*	
M 4	0.70	21.00	4.50 x 3.40	B	6G	T200-XM104DA-M4				★	★	★				★	★	★				★	★	★				★	★	★				★	★	★	4.5	4.00	63.0	12.0	3	3.3	DIN 371
		.827																																			*.177*	*.157*	*2.480*	*.472*		*.130*	
M 5	0.80	25.00	6.00 x 4.90	B	6G	T200-XM104DA-M5				★	★	★				★	★	★				★	★	★				★	★	★				★	★	★	6.0	5.00	70.0	13.0	3	4.2	DIN 371
		.984																																			*.236*	*.197*	*2.756*	*.512*		*.165*	
M 6	1.00	30.00	6.00 x 4.90	B	6G	T200-XM104DA-M6				★	★	★				★	★	★				★	★	★				★	★	★				★	★	★	6.0	6.00	80.0	15.0	3	5.0	DIN 371
		1.181																																			*.236*	*.236*	*3.150*	*.591*		*.197*	
M 8	1.25	35.00	8.00 x 6.20	B	6G	T200-XM104DA-M8				★	★	★				★	★	★				★	★	★				★	★	★				★	★	★	8.0	8.00	90.0	18.0	3	6.8	DIN 371
		1.378																																			*.315*	*.315*	*3.543*	*.709*		*.268*	
M 10	1.50	39.00	10.00 x 8.00	B	6G	T200-XM104DA-M10				★	★	★				★	★	★				★	★	★				★	★	★				★	★	★	10.0	10.00	100.0	20.0	3	8.5	DIN 371
		1.535																																			*.394*	*.394*	*3.937*	*.787*		*.335*	
M 12	1.75	83.00	9.00 x 7.00	B	6G	T200-XM105DA-M12				★	★	★				★	★	★				★	★	★				★	★	★				★	★	★	9.0	12.00	110.0	23.0	3	10.2	DIN 376
		3.268																																			*.354*	*.472*	*4.331*	*.906*		*.402*	
M 16	2.00	68.00	12.00 x 9.00	B	6G	T200-XM105DA-M16				★	★	★				★	★	★				★	★	★				★	★	★				★	★	★	12.0	16.00	110.0	25.0	3	14.0	DIN 376
		2.677																																			*.472*	*.630*	*4.331*	*.984*		*.551*	
M 20	2.50	95.00	16.00 x 12.00	B	6G	T200-XM105DA-M20	★	★	★				★	★	★				★	★	★				★	★	★				★	★	★				16.0	20.00	140.0	30.0	4	17.5	DIN 376
		3.740																																			*.630*	*.787*	*5.512*	*1.181*		*.689*	

C162 C157 E9 E27 C154

Macho de corte CoroTap™ 200 con entrada corregida

Forma de rosca: métrica

DIN 371, DIN 376

ULDR 3.0
SUBSTRATE HSS-E
COATING PVD TIALN

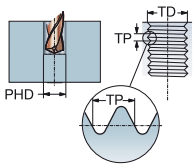

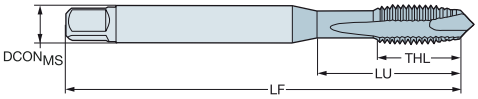

P M K N S

TDZ	TP	LU	CZC$_{MS}$	THCHT	TCTR	Código de pedido	Dimensiones, mm, pulg. DCON$_{MS}$	TD	LF	THL	NOF	BSG
M 3	0.50	18.00	3.50 x 2.70	B	6H	E616M3	3.5	3.00	112.0	9.0	3	DIN 371
		.709					*.138*	*.118*	*4.409*	*.354*		
M 4	0.70	21.00	4.50 x 3.40	B	6H	E616M4	4.5	4.00	112.0	12.0	3	DIN 371
		.827					*.177*	*.157*	*4.409*	*.472*		
M 5	0.80	25.00	6.00 x 4.90	B	6H	E616M5	6.0	5.00	125.0	13.0	3	DIN 371
		.984					*.236*	*.197*	*4.921*	*.512*		
M 6	1.00	30.00	6.00 x 4.90	B	6H	E616M6	6.0	6.00	125.0	15.0	3	DIN 371
		1.181					*.236*	*.236*	*4.921*	*.591*		
M 8	1.25	40.00	8.00 x 6.20	B	6H	E616M8	8.0	8.00	140.0	18.0	3	DIN 371
		1.575					*.315*	*.315*	*5.512*	*.709*		
M 10	1.50	50.00	10.00 x 8.00	B	6H	E616M10	10.0	10.00	160.0	20.0	3	DIN 371
		1.969					*.394*	*.394*	*6.299*	*.787*		
M 12	1.75	153.00	9.00 x 7.00	B	6H	E616M12	9.0	12.00	180.0	23.0	3	DIN 376
		6.024					*.354*	*.472*	*7.087*	*.906*		
M 14	2.00	151.00	11.00 x 9.00	B	6H	E616M14	11.0	14.00	180.0	25.0	3	DIN 376
		5.945					*.433*	*.551*	*7.087*	*.984*		
M 16	2.00	158.00	12.00 x 9.00	B	6H	E616M16	12.0	16.00	200.0	25.0	3	DIN 376
		6.220					*.472*	*.630*	*7.874*	*.984*		
M 20	2.50	179.00	16.00 x 12.00	B	6H	E616M20	16.0	20.00	224.0	30.0	4	DIN 376
		7.047					*.630*	*.787*	*8.819*	*1.181*		

C162 C157 E9 C154

Macho de corte CoroTap™ 200 con entrada corregida

Forma de rosca: métrica

DIN 371/ANSI

ULDR 2.5
SUBSTRATE HSS-PM

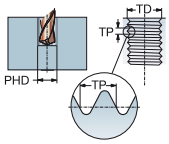

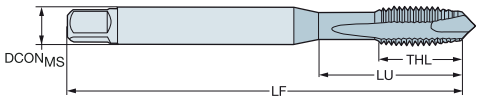

TDZ	TP	LU	CZC_{MS}	THCHT	TCTR	Código de pedido	P C110	P C145	P C150	M C110	M C145	M C150	K C110	K C145	K C150	N C110	N C145	N C150	S C110	S C145	S C150	Dimensiones, mm, pulg. $DCON_{MS}$	TD	LF	THL	NOF	PHD	BSG
M 4	0.70	21.50	.168 x .131	B	6H	T200-XM100AA-M4	★	★	★	★	★	★	★	★	★	★	★	★	★	★	★	4.3	4.00	63.0	13.6	3	3.3	DIN 371/ANSI
		.846																				*.168*	*.157*	*2.480*	*.535*		*.130*	
M 5	0.80	28.00	.194 x .152	B	6H	T200-XM100AA-M5	★	★	★	★	★	★	★	★	★	★	★	★	★	★	★	4.9	5.00	70.0	14.6	3	4.2	DIN 371/ANSI
		1.102																				*.194*	*.197*	*2.756*	*.575*		*.165*	
M 6	1.00	25.00	.255 x .191	B	6H	T200-XM100AA-M6	★	★	★	★	★	★	★	★	★	★	★	★	★	★	★	6.5	6.00	80.0	15.9	3	5.0	DIN 371/ANSI
		.984																				*.255*	*.236*	*3.150*	*.626*		*.197*	
M 8	1.25	34.00	.318 x .238	B	6H	T200-XM100AA-M8	★	★	★	★	★	★	★	★	★	★	★	★	★	★	★	8.1	8.00	90.0	18.9	3	6.8	DIN 371/ANSI
		1.339																				*.318*	*.315*	*3.543*	*.744*		*.268*	
M 10	1.50	38.50	.381 x .286	B	6H	T200-XM100AA-M10	★	★	★	★	★	★	★	★	★	★	★	★	★	★	★	9.7	10.00	100.0	21.0	3	8.5	DIN 371/ANSI
		1.516																				*.381*	*.394*	*3.937*	*.827*		*.335*	
M 12	1.75	81.82	.367 x .275	B	6H	T200-XM101AA-M12	★	★	★	★	★	★	★	★	★	★	★	★	★	★	★	9.3	12.00	110.0	23.1	3	10.2	DIN 376/ANSI
		3.221																				*.367*	*.472*	*4.331*	*.909*		*.402*	
M 14	2.00	80.30	.429 x .322	B	6H	T200-XM101AA-M14	★			★			★			★			★			10.9	14.00	110.0	23.1	3	12.0	DIN 376/ANSI
		3.161																				*.429*	*.551*	*4.331*	*.909*		*.472*	
M 16	2.00	65.78	.480 x .360	B	6H	T200-XM101AA-M16	★	★	★	★	★	★	★	★	★	★	★	★	★	★	★	12.2	16.00	110.0	23.1	3	14.0	DIN 376/ANSI
		2.590																				*.480*	*.630*	*4.331*	*.909*		*.551*	
M 18	2.50	79.00	.542 x .406	B	6H	T200-XM101AA-M18	★	★	★	★	★	★	★	★	★	★	★	★	★	★	★	13.8	18.00	125.0	30.0	4	15.5	DIN 376/ANSI
		3.110																				*.542*	*.709*	*4.921*	*1.181*		*.610*	
M 20	2.50	92.47	.652 x .489	B	6H	T200-XM101AA-M20	★	★	★	★	★	★	★	★	★	★	★	★	★	★	★	16.6	20.00	140.0	30.0	4	17.5	DIN 376/ANSI
		3.641																				*.652*	*.787*	*5.512*	*1.181*		*.689*	

C162 C157 E9 E27 C154

Macho de corte CoroTap™ 200 con entrada corregida

Forma de rosca: métrica fina

DIN 374

ULDR 2.5
SUBSTRATE HSS-PM

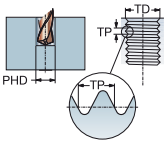

							P						M						K						N						S						Dimensiones, mm, pulg.						
							B110	B145	B150	C110	C145	C150	B110	B145	B150	C110	C145	C150	B110	B145	B150	C110	C145	C150	B110	B145	B150	C110	C145	C150	B110	B145	B150	C110	C145	C150							
TDZ	TP	LU	CZC_{MS}	THCHT	TCTR	Código de pedido																															$DCON_{MS}$	TD	LF	THL	NOF	PHD	BSG
MF 4x0.5	0.50	43.00	2.80 x 2.10	B	6H	T200-XM100DB-M4X050				★	★	★				★	★	★				★	★	★				★	★	★				★	★	★	2.8	4.00	63.0	11.9	3	3.5	DIN 374
		1.693																																			*.110*	*.157*	*2.480*	*.469*		*.138*	
MF 5x0.5	0.50	49.00	3.50 x 2.70	B	6H	T200-XM100DB-M5X050				★	★	★				★	★	★				★	★	★				★	★	★				★	★	★	3.5	5.00	70.0	13.2	3	4.5	DIN 374
		1.929																																			*.138*	*.197*	*2.756*	*.520*		*.177*	
MF 6x0.75	0.75	59.00	4.50 x 3.40	B	6H	T200-XM100DB-M6X075				★	★	★				★	★	★				★	★	★				★	★	★				★	★	★	4.5	6.00	80.0	15.1	3	5.3	DIN 374
		2.323																																			*.177*	*.236*	*3.150*	*.594*		*.209*	
MF 8x0.75	0.75	57.00	6.00 x 4.90	B	6H	T200-XM100DB-M8X075				★	★	★				★	★	★				★	★	★				★	★	★				★	★	★	6.0	8.00	80.0	14.9	3	7.3	DIN 374
		2.244																																			*.236*	*.315*	*3.150*	*.587*		*.287*	
MF 8x1	1.00	67.00	6.00 x 4.90	B	6H	T200-XM100DB-M8X100				★	★	★				★	★	★				★	★	★				★	★	★				★	★	★	6.0	8.00	90.0	18.0	3	7.0	DIN 374
		2.638																																			*.236*	*.315*	*3.543*	*.709*		*.276*	
MF 10x0.75	0.75	67.00	7.00 x 5.50	B	6H	T200-XM100DB-M10X075				★	★	★				★	★	★				★	★	★				★	★	★				★	★	★	7.0	10.00	90.0	17.6	3	9.3	DIN 374
		2.638																																			*.276*	*.394*	*3.543*	*.693*		*.366*	
MF 10x1	1.00	67.00	7.00 x 5.50	B	6H	T200-XM100DB-M10X100				★	★	★				★	★	★				★	★	★				★	★	★				★	★	★	7.0	10.00	90.0	17.6	3	9.0	DIN 374
		2.638																																			*.276*	*.394*	*3.543*	*.693*		*.354*	
MF 10x1.25	1.25	77.00	7.00 x 5.50	B	6H	T200-XM100DB-M10X125				★	★	★				★	★	★				★	★	★				★	★	★				★	★	★	7.0	10.00	100.0	19.8	3	8.8	DIN 374
		3.032																																			*.276*	*.394*	*3.937*	*.780*		*.346*	
MF 12x1	1.00	73.00	9.00 x 7.00	B	6H	T200-XM100DB-M12X100				★	★	★				★	★	★				★	★	★				★	★	★				★	★	★	9.0	12.00	100.0	21.0	3	11.0	DIN 374
		2.874																																			*.354*	*.472*	*3.937*	*.827*		*.433*	
MF 12x1.25	1.25	73.00	9.00 x 7.00	B	6H	T200-XM100DB-M12X125				★	★	★				★	★	★				★	★	★				★	★	★				★	★	★	9.0	12.00	100.0	21.0	3	10.8	DIN 374
		2.874																																			*.354*	*.472*	*3.937*	*.827*		*.425*	
MF 12x1.5	1.50	73.00	9.00 x 7.00	B	6H	T200-XM100DB-M12X150				★	★	★				★	★	★				★	★	★				★	★	★				★	★	★	9.0	12.00	100.0	21.0	3	10.5	DIN 374
		2.874																																			*.354*	*.472*	*3.937*	*.827*		*.413*	
MF 14x1	1.00	71.00	11.00 x 9.00	B	6H	T200-XM100DB-M14X100				★	★	★				★	★	★				★	★	★				★	★	★				★	★	★	11.0	14.00	100.0	21.0	3	13.0	DIN 374
		2.795																																			*.433*	*.551*	*3.937*	*.827*		*.512*	
MF 14x1.25	1.25	71.00	11.00 x 9.00	B	6H	T200-XM100DB-M14X125				★	★	★				★	★	★				★	★	★				★	★	★				★	★	★	11.0	14.00	100.0	21.0	3	12.8	DIN 374
		2.795																																			*.433*	*.551*	*3.937*	*.827*		*.504*	
MF 14x1.5	1.50	71.00	11.00 x 9.00	B	6H	T200-XM100DB-M14X150				★	★	★				★	★	★				★	★	★				★	★	★				★	★	★	11.0	14.00	100.0	21.0	3	12.5	DIN 374
		2.795																																			*.433*	*.551*	*3.937*	*.827*		*.492*	
MF 16x1	1.00	58.00	12.00 x 9.00	B	6H	T200-XM100DB-M16X100				★	★	★				★	★	★				★	★	★				★	★	★				★	★	★	12.0	16.00	100.0	21.0	3	15.0	DIN 374
		2.283																																			*.472*	*.630*	*3.937*	*.827*		*.591*	
MF 16x1.5	1.50	58.00	12.00 x 9.00	B	6H	T200-XM100DB-M16X150				★	★	★				★	★	★				★	★	★				★	★	★				★	★	★	12.0	16.00	100.0	21.0	3	14.5	DIN 374
		2.283																																			*.472*	*.630*	*3.937*	*.827*		*.571*	
MF 18x1	1.00	66.00	14.00 x 11.00	B	6H	T200-XM100DB-M18X100	★	★	★				★	★	★				★	★	★				★	★	★				★	★	★				14.0	18.00	110.0	24.0	4	17.0	DIN 374
		2.598																																			*.551*	*.709*	*4.331*	*.945*		*.669*	
MF 18x1.5	1.50	66.00	14.00 x 11.00	B	6H	T200-XM100DB-M18X150	★	★	★				★	★	★				★	★	★				★	★	★				★	★	★				14.0	18.00	110.0	24.0	4	16.5	DIN 374
		2.598																																			*.551*	*.709*	*4.331*	*.945*		*.650*	
MF 20x1	1.00	80.00	16.00 x 12.00	B	6H	T200-XM100DB-M20X100	★	★	★				★	★	★				★	★	★				★	★	★				★	★	★				16.0	20.00	125.0	24.0	4	19.0	DIN 374
		3.150																																			*.630*	*.787*	*4.921*	*.945*		*.748*	
MF 20x1.5	1.50	80.00	16.00 x 12.00	B	6H	T200-XM100DB-M20X150	★	★	★				★	★	★				★	★	★				★	★	★				★	★	★				16.0	20.00	125.0	24.0	4	18.5	DIN 374
		3.150																																			*.630*	*.787*	*4.921*	*.945*		*.728*	
MF 22x1.5	1.50	78.00	18.00 x 14.50	B	6H	T200-XM100DB-M22X150	★	★	★				★	★	★				★	★	★				★	★	★				★	★	★				18.0	22.00	125.0	25.0	4	20.5	DIN 374
		3.071																																			*.709*	*.866*	*4.921*	*.984*		*.807*	
MF 24x1.5	1.50	93.00	18.00 x 14.50	B	6H	T200-XM100DB-M24X150	★	★	★				★	★	★				★	★	★				★	★	★				★	★	★				18.0	24.00	140.0	28.0	4	22.5	DIN 374
		3.661																																			*.709*	*.945*	*5.512*	*1.102*		*.886*	
MF 24x2	2.00	93.00	18.00 x 14.50	B	6H	T200-XM100DB-M24X200	★	★	★				★	★	★				★	★	★				★	★	★				★	★	★				18.0	24.00	140.0	28.0	4	22.0	DIN 374
		3.661																																			*.709*	*.945*	*5.512*	*1.102*		*.866*	
MF 25x1.5	1.50	93.00	18.00 x 14.50	B	6H	T200-XM100DB-M25X150	★	★	★				★	★	★				★	★	★				★	★	★				★	★	★				18.0	25.00	140.0	28.0	4	23.5	DIN 374
		3.661																																			*.709*	*.984*	*5.512*	*1.102*		*.925*	
MF 26x1.5	1.50	93.00	18.00 x 14.50	B	6H	T200-XM100DB-M26X150	★	★	★				★	★	★				★	★	★				★	★	★				★	★	★				18.0	26.00	140.0	28.0	4	24.5	DIN 374
		3.661																																			*.709*	*1.024*	*5.512*	*1.102*		*.965*	
MF 27x1.5	1.50	77.00	20.00 x 16.00	B	6H	T200-XM100DB-M27X150		★	★					★	★					★	★					★	★					★	★				20.0	27.00	140.0	28.0	4	25.5	DIN 374
		3.032																																			*.787*	*1.063*	*5.512*	*1.102*		*1.004*	
MF 27x2	2.00	77.00	20.00 x 16.00	B	6H	T200-XM100DB-M27X200	★	★	★				★	★	★				★	★	★				★	★	★				★	★	★				20.0	27.00	140.0	28.0	4	25.0	DIN 374
		3.032																																			*.787*	*1.063*	*5.512*	*1.102*		*.984*	

C162 C157 E9 E27 C154

Macho de corte CoroTap™ 200 con entrada corregida

Forma de rosca: métrica fina

DIN 374

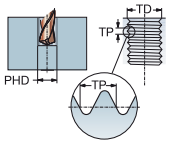

ULDR 2.5
SUBSTRATE HSS-PM

TDZ	TP	LU	CZC$_{MS}$	THCHT	TCTR	Código de pedido	P						M						K						N						S						Dimensiones, mm, pulg.						
							B110	B145	B150	C110	C145	C150	B110	B145	B150	C110	C145	C150	B110	B145	B150	C110	C145	C150	B110	B145	B150	C110	C145	C150	B110	B145	B150	C110	C145	C150	DCON$_{MS}$	TD	LF	THL	NOF	PHD	BSG
MF 28x1.5	1.50	77.00	20.00 x 16.00	B	6H	T200-XM100DB-M28X150	★						★						★						★						★						20.0	28.00	140.0	28.0	4	26.5	DIN 374
		3.032																																			*.787*	*1.102*	*5.512*	*1.102*		*1.043*	
MF 30x1.5	1.50	85.00	22.00 x 18.00	B	6H	T200-XM100DB-M30X150	★	★	★				★	★	★				★	★	★				★	★	★				★	★	★				22.0	30.00	150.0	28.0	4	28.5	DIN 374
		3.346																																			*.866*	*1.181*	*5.906*	*1.102*		*1.122*	
MF 30x2	2.00	85.00	22.00 x 18.00	B	6H	T200-XM100DB-M30X200	★	★	★				★	★	★				★	★	★				★	★	★				★	★	★				22.0	30.00	150.0	28.0	4	28.0	DIN 374
		3.346																																			*.866*	*1.181*	*5.906*	*1.102*		*1.102*	

C162 C157 E9 E27 C154

SPA

Macho de corte CoroTap™ 200 con entrada corregida

Forma de rosca: métrica fina

DIN 374/ANSI

ULDR 2.5
SUBSTRATE HSS-PM

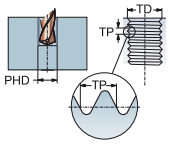

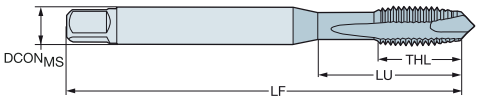

TDZ	TP	LU	CZC$_{MS}$	THCHT	TCTR	Código de pedido	P C110	P C145	P C150	M C110	M C145	M C150	K C110	K C145	K C150	N C110	N C145	N C150	S C110	S C145	S C150	Dimensiones, mm, pulg. DCON$_{MS}$	TD	LF	THL	NOF	PHD	BSG
MF 8x1	1.00	34.00	.318 x .238	B	6H	T200-XM100AB-M8X100	★		★	★		★	★		★	★		★	★		★	8.1	8.00	90.0	18.7	3	7.0	DIN 374/ANSI
		1.339																				*.318*	*.315*	*3.543*	*.736*		*.276*	
MF 10x1	1.00	37.50	.381 x .286	B	6H	T200-XM100AB-M10X100	★	★	★	★	★	★	★	★	★	★	★	★	★	★	★	9.7	10.00	90.0	18.0	3	9.0	DIN 374/ANSI
		1.476																				*.381*	*.394*	*3.543*	*.709*		*.354*	
MF 14x1.5	1.50	70.30	.429 x .322	B	6H	T200-XM101AB-M14X150		★	★		★	★		★	★		★	★		★	★	10.9	14.00	100.0	21.1	3	12.5	DIN 374/ANSI
		2.768																				*.429*	*.551*	*3.937*	*.831*		*.492*	
MF 18x1.5	1.50	64.00	.542 x .406	B	6H	T200-XM101AB-M18X150	★			★			★			★			★			13.8	18.00	110.0	23.9	4	16.5	DIN 374/ANSI
		2.520																				*.542*	*.709*	*4.331*	*.941*		*.650*	

C162 C157 E9 E27 C154

Macho de corte CoroTap™ 200 con entrada corregida

Forma de rosca: UNC

DIN 2184-1

ULDR 2.5
SUBSTRATE HSS-PM

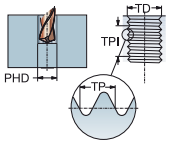

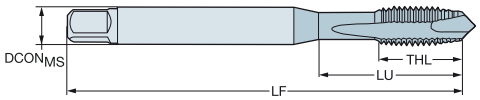

							P						M						K						N						S						Dimensiones, mm, pulg.						
TDZ	TPI	LU	CZC_{MS}	THCHT	TCTR	Código de pedido	B110	B145	B150	C110	C145	C150	B110	B145	B150	C110	C145	C150	B110	B145	B150	C110	C145	C150	B110	B145	B150	C110	C145	C150	B110	B145	B150	C110	C145	C150	$DCON_{MS}$	TD	LF	THL	NOF	PHD	BSG
UNC #4-40	40.00	18.00	3.50 x 2.70	B	2B	T200-XM100DE-4-40				★	★	★				★	★	★				★	★	★				★	★	★				★	★	★	3.5	2.84	56.0	8.5	3	2.4	DIN 2184-1
		.709																																			*.138*	*.112*	*2.205*	*.335*		*.093*	
UNC #5-40	40.00	18.00	3.50 x 2.70	B	2B	T200-XM100DE-5-40				★	★	★				★	★	★				★	★	★				★	★	★				★	★	★	3.5	3.18	56.0	9.5	3	2.7	DIN 2184-1
		.709																																			*.138*	*.125*	*2.205*	*.374*		*.104*	
UNC #6-32	32.00	20.00	4.00 x 3.00	B	2B	T200-XM100DE-6-32				★	★	★				★	★	★				★	★	★				★	★	★				★	★	★	4.0	3.51	56.0	10.4	3	2.9	DIN 2184-1
		.787																																			*.157*	*.138*	*2.205*	*.409*		*.112*	
UNC #8-32	32.00	21.00	4.50 x 3.40	B	2B	T200-XM100DE-8-32				★	★	★				★	★	★				★	★	★				★	★	★				★	★	★	4.5	4.17	63.0	11.4	3	3.5	DIN 2184-1
		.827																																			*.177*	*.164*	*2.480*	*.449*		*.138*	
UNC #10-24	24.00	25.00	6.00 x 4.90	B	2B	T200-XM100DE-10-24				★	★	★				★	★	★				★	★	★				★	★	★				★	★	★	6.0	4.83	70.0	13.0	3	3.9	DIN 2184-1
		.984																																			*.236*	*.190*	*2.756*	*.512*		*.154*	
UNC #12-24	24.00	30.00	6.00 x 4.90	B	2B	T200-XM100DE-12-24				★	★	★				★	★	★				★	★	★				★	★	★				★	★	★	6.0	5.49	80.0	15.0	3	4.5	DIN 2184-1
		1.181																																			*.236*	*.216*	*3.150*	*.591*		*.177*	
UNC 1/4-20	20.00	30.00	7.00 x 5.50	B	2B	T200-XM100DE-1/4				★	★	★				★	★	★				★	★	★				★	★	★				★	★	★	7.0	6.35	80.0	14.1	3	5.1	DIN 2184-1
		1.181																																			*.276*	*.250*	*3.150*	*.555*		*.201*	
UNC 5/16-18	18.00	35.00	8.00 x 6.20	B	2B	T200-XM100DE-5/16				★	★	★				★	★	★				★	★	★				★	★	★				★	★	★	8.0	7.94	90.0	17.4	3	6.6	DIN 2184-1
		1.378																																			*.315*	*.313*	*3.543*	*.685*		*.260*	
UNC 3/8-16	16.00	39.00	10.00 x 8.00	B	2B	T200-XM100DE-3/8				★	★	★				★	★	★				★	★	★				★	★	★				★	★	★	10.0	9.53	100.0	18.9	3	8.0	DIN 2184-1
		1.535																																			*.394*	*.375*	*3.937*	*.744*		*.315*	
UNC 7/16-14	14.00	76.00	8.00 x 6.20	B	2B	T200-XM101DE-7/16				★	★	★				★	★	★				★	★	★				★	★	★				★	★	★	8.0	11.11	100.0	20.0	3	9.4	DIN 2184-1
		2.992																																			*.315*	*.438*	*3.937*	*.787*		*.370*	
UNC 1/2-13	13.00	83.00	9.00 x 7.00	B	2B	T200-XM101DE-1/2				★	★	★				★	★	★				★	★	★				★	★	★				★	★	★	9.0	12.70	110.0	23.0	3	10.8	DIN 2184-1
		3.268																																			*.354*	*.500*	*4.331*	*.906*		*.425*	
UNC 5/8-11	11.00	68.00	12.00 x 9.00	B	2B	T200-XM101DE-5/8				★	★	★				★	★	★				★	★	★				★	★	★				★	★	★	12.0	15.88	110.0	25.0	3	13.5	DIN 2184-1
		2.677																																			*.472*	*.625*	*4.331*	*.984*		*.531*	
UNC 3/4-10	10.00	81.00	14.00 x 11.00	B	2B	T200-XM101DE-3/4	★	★	★				★	★	★				★	★	★				★	★	★				★	★	★				14.0	19.05	125.0	30.0	4	16.5	DIN 2184-1
		3.189																																			*.551*	*.750*	*4.921*	*1.181*		*.650*	
UNC 7/8-9	9.00	93.00	18.00 x 14.50	B	2B	T200-XM101DE-7/8	★	★	★				★	★	★				★	★	★				★	★	★				★	★	★				18.0	22.23	140.0	34.0	4	19.5	DIN 2184-1
		3.661																																			*.709*	*.875*	*5.512*	*1.339*		*.768*	
UNC 1"-8	8.00	113.00	18.00 x 14.50	B	2B	T200-XM101DE-1	★	★	★				★	★	★				★	★	★				★	★	★				★	★	★				18.0	25.40	160.0	38.0	4	22.3	DIN 2184-1
		4.449																																			*.709*	*1.000*	*6.299*	*1.496*		*.876*	

C162 C157 E9 E27 C154

SPA

Macho de corte CoroTap™ 200 con entrada corregida

Forma de rosca: UNC

DIN 2184-1/ANSI

ULDR 2.5
SUBSTRATE HSS-PM

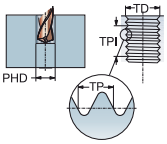

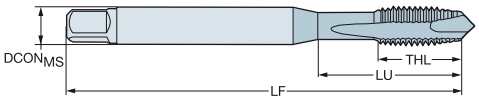

TDZ	TPI	LU	CZC_{MS}	THCHT	TCTR	Código de pedido	P C110	P C145	P C150	M C110	M C145	M C150	K C110	K C145	K C150	N C110	N C145	N C150	S C110	S C145	S C150	Dimensiones, mm, pulg. $DCON_{MS}$	TD	LF	THL	NOF	PHD	BSG
UNC #2-56	56.00	11.99	.141 x .110	B	3BX	T200-XM100AE-2-56	★	★	★	★	★	★	★	★	★	★	★	★	★	★	★	3.6	2.18	45.0	7.0	2	1.9	DIN 2184-1/ANSI
		.472																				*.141*	*.086*	*1.772*	*.276*		*.073*	
UNC #4-40	40.00	17.00	.141 x .110	B	3BX	T200-XM100AE-4-40	★	★	★	★	★	★	★	★	★	★	★	★	★	★	★	3.6	2.84	56.0	9.5	3	2.4	DIN 2184-1/ANSI
		.669																				*.141*	*.112*	*2.205*	*.374*		*.093*	
UNC #5-40	40.00	17.50	.141 x .110	B	3BX	T200-XM100AE-5-40	★	★	★	★	★	★	★	★	★	★	★	★	★	★	★	3.6	3.51	56.0	8.9	3	2.7	DIN 2184-1/ANSI
		.689																				*.141*	*.138*	*2.205*	*.350*		*.104*	
UNC #6-32	32.00	20.50	.141 x .110	B	3BX	T200-XM100AE-6-32	★	★	★	★	★	★	★	★	★	★	★	★	★	★	★	3.6	3.51	56.0	11.6	3	2.9	DIN 2184-1/ANSI
		.807																				*.141*	*.138*	*2.205*	*.457*		*.112*	
UNC #8-32	32.00	21.50	.168 x .131	B	3BX	T200-XM100AE-8-32	★	★	★	★	★	★	★	★	★	★	★	★	★	★	★	4.3	4.17	63.0	13.6	3	3.5	DIN 2184-1/ANSI
		.846																				*.168*	*.164*	*2.480*	*.535*		*.138*	
UNC #10-24	24.00	28.00	.194 x .152	B	3BX	T200-XM100AE-10-24	★	★	★	★	★	★	★	★	★	★	★	★	★	★	★	4.9	4.83	70.0	14.8	3	3.9	DIN 2184-1/ANSI
		1.102																				*.194*	*.190*	*2.756*	*.583*		*.154*	
UNC #12-24	24.00	29.00	.220 x .165	B	3BX	T200-XM100AE-12-24	★	★	★	★	★	★	★	★	★	★	★	★	★	★	★	5.6	5.49	80.0	14.0	3	4.5	DIN 2184-1/ANSI
		1.142																				*.220*	*.216*	*3.150*	*.551*		*.177*	
UNC 1/4-20	20.00	25.00	.255 x .191	B	3BX	T200-XM100AE-1/4	★	★	★	★	★	★	★	★	★	★	★	★	★	★	★	6.5	6.35	80.0	15.9	3	5.1	DIN 2184-1/ANSI
		.984																				*.255*	*.250*	*3.150*	*.626*		*.201*	
UNC 5/16-18	18.00	34.00	.318 x .238	B	3BX	T200-XM100AE-5/16	★	★	★	★	★	★	★	★	★	★	★	★	★	★	★	8.1	7.94	90.0	19.0	3	6.6	DIN 2184-1/ANSI
		1.339																				*.318*	*.313*	*3.543*	*.748*		*.260*	
UNC 3/8-16	16.00	38.50	.381 x .286	B	3BX	T200-XM100AE-3/8	★	★	★	★	★	★	★	★	★	★	★	★	★	★	★	9.7	9.53	100.0	21.3	3	8.0	DIN 2184-1/ANSI
		1.516																				*.381*	*.375*	*3.937*	*.839*		*.315*	
UNC 7/16-14	14.00	72.59	.323 x .242	B	3BX	T200-XM101AE-7/16	★	★	★	★	★	★	★	★	★	★	★	★	★	★	★	8.2	11.11	100.0	20.1	3	9.4	DIN 2184-1/ANSI
		2.858																				*.323*	*.438*	*3.937*	*.791*		*.370*	
UNC 1/2-13	13.00	81.82	.367 x .275	B	3BX	T200-XM101AE-1/2	★	★	★	★	★	★	★	★	★	★	★	★	★	★	★	9.3	12.70	110.0	23.1	3	10.8	DIN 2184-1/ANSI
		3.221																				*.367*	*.500*	*4.331*	*.909*		*.425*	
UNC 9/16-12	12.00	80.30	.429 x .322	B	3BX	T200-XM101AE-9/16	★	★		★	★		★	★		★	★		★	★		10.9	14.29	110.0	23.1	3	12.2	DIN 2184-1/ANSI
		3.161																				*.429*	*.563*	*4.331*	*.909*		*.480*	
UNC 5/8-11	11.00	65.78	.480 x .360	B	3BX	T200-XM101AE-5/8	★	★	★	★	★	★	★	★	★	★	★	★	★	★	★	12.2	15.88	110.0	23.1	3	13.5	DIN 2184-1/ANSI
		2.590																				*.480*	*.625*	*4.331*	*.909*		*.531*	
UNC 3/4-10	10.00	77.47	.590 x .442	B	3BX	T200-XM101AE-3/4	★	★	★	★	★	★	★	★	★	★	★	★	★	★	★	15.0	19.05	125.0	30.0	4	16.5	DIN 2184-1/ANSI
		3.050																				*.590*	*.750*	*4.921*	*1.181*		*.650*	
UNC 7/8-9	9.00	90.95	.697 x .523	B	3BX	T200-XM101AE-7/8		★			★			★			★			★		17.7	22.23	140.0	34.0	4	19.5	DIN 2184-1/ANSI
		3.581																				*.697*	*.875*	*5.512*	*1.339*		*.768*	
UNC 1"-8	8.00	95.43	.800 x .600	B	3BX	T200-XM101AE-1	★	★	★	★	★	★	★	★	★	★	★	★	★	★	★	20.3	25.40	160.0	36.1	4	22.3	DIN 2184-1/ANSI
		3.757																				*.800*	*1.000*	*6.299*	*1.421*		*.876*	

C162 C157 E9 E27 C154

Macho de corte CoroTap™ 200 con entrada corregida

Forma de rosca: UNF

DIN 2184-1

ULDR 2.5
SUBSTRATE HSS-PM

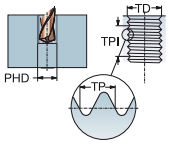

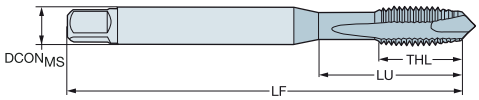

TDZ	TPI	LU	CZC_{MS}	THCHT	TCTR	Código de pedido	P						M						K						N						S						Dimensiones, mm, pulg.						
							B110	B145	B150	C110	C145	C150	B110	B145	B150	C110	C145	C150	B110	B145	B150	C110	C145	C150	B110	B145	B150	C110	C145	C150	B110	B145	B150	C110	C145	C150	$DCON_{MS}$	TD	LF	THL	NOF	PHD	BSG
UNF #8-36	36.00	21.00	4.50 x 3.40	B	2B	T200-XM100DF-8-36				★	★	★				★	★	★				★	★	★				★	★	★				★	★	★	4.5	4.17	63.0	11.4	3	3.5	DIN 2184-1
		.827																																			*.177*	*.164*	*2.480*	*.449*		*.138*	
UNF #10-32	32.00	25.00	6.00 x 4.90	B	2B	T200-XM100DF-10-32				★	★	★				★	★	★				★	★	★				★	★	★				★	★	★	6.0	4.83	70.0	12.2	3	4.1	DIN 2184-1
		.984																																			*.236*	*.190*	*2.756*	*.480*		*.161*	
UNF 1/4-28	28.00	30.00	7.00 x 5.50	B	2B	T200-XM100DF-1/4				★	★	★				★	★	★				★	★	★				★	★	★				★	★	★	7.0	6.35	80.0	14.1	3	5.5	DIN 2184-1
		1.181																																			*.276*	*.250*	*3.150*	*.555*		*.217*	
UNF 5/16-24	24.00	35.00	8.00 x 6.20	B	2B	T200-XM100DF-5/16				★	★	★				★	★	★				★	★	★				★	★	★				★	★	★	8.0	7.94	90.0	17.4	3	6.9	DIN 2184-1
		1.378																																			*.315*	*.313*	*3.543*	*.685*		*.272*	
UNF 3/8-24	24.00	39.00	10.00 x 8.00	B	2B	T200-XM100DF-3/8				★	★	★				★	★	★				★	★	★				★	★	★				★	★	★	10.0	9.53	100.0	18.9	3	8.5	DIN 2184-1
		1.535																																			*.394*	*.375*	*3.937*	*.744*		*.335*	
UNF 7/16-20	20.00	76.00	8.00 x 6.20	B	2B	T200-XM101DF-7/16				★	★	★				★	★	★				★	★	★				★	★	★				★	★	★	8.0	11.11	100.0	20.0	3	9.9	DIN 2184-1
		2.992																																			*.315*	*.438*	*3.937*	*.787*		*.390*	
UNF 1/2-20	20.00	83.00	9.00 x 7.00	B	2B	T200-XM101DF-1/2				★	★	★				★	★	★				★	★	★				★	★	★				★	★	★	9.0	12.70	110.0	23.0	3	11.5	DIN 2184-1
		3.268																																			*.354*	*.500*	*4.331*	*.906*		*.453*	
UNF 5/8-18	18.00	68.00	12.00 x 9.00	B	2B	T200-XM101DF-5/8				★	★	★				★	★	★				★	★	★				★	★	★				★	★	★	12.0	15.88	110.0	25.0	3	14.5	DIN 2184-1
		2.677																																			*.472*	*.625*	*4.331*	*.984*		*.571*	
UNF 3/4-16	16.00	81.00	14.00 x 11.00	B	2B	T200-XM101DF-3/4	★	★	★				★	★	★				★	★	★				★	★	★				★	★	★				14.0	19.05	125.0	30.0	4	17.5	DIN 2184-1
		3.189																																			*.551*	*.750*	*4.921*	*1.181*		*.689*	
UNF 7/8-14	14.00	93.00	18.00 x 14.50	B	2B	T200-XM101DF-7/8	★	★	★				★	★	★				★	★	★				★	★	★				★	★	★				18.0	22.23	140.0	34.0	4	20.4	DIN 2184-1
		3.661																																			*.709*	*.875*	*5.512*	*1.339*		*.803*	
UNF 1"-12	12.00	113.00	18.00 x 14.50	B	2B	T200-XM101DF-1	★	★	★				★	★	★				★	★	★				★	★	★				★	★	★				18.0	25.40	160.0	38.0	4	23.3	DIN 2184-1
		4.449																																			*.709*	*1.000*	*6.299*	*1.496*		*.915*	

C162 C157 E9 E27 C154

SPA

Macho de corte CoroTap™ 200 con entrada corregida

Forma de rosca: UNF

DIN 2184-1/ANSI

ULDR 2.5
SUBSTRATE HSS-PM

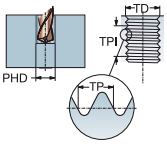

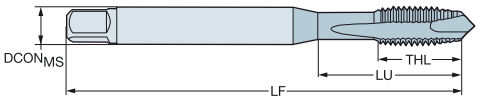

TDZ	TPI	LU	CZC_{MS}	THCHT	TCTR	Código de pedido	P C110	P C145	P C150	M C110	M C145	M C150	K C110	K C145	K C150	N C110	N C145	N C150	S C110	S C145	S C150	Dimensiones, mm, pulg. $DCON_{MS}$	TD	LF	THL	NOF	PHD	BSG
UNF #4-48	48.00	17.00	.141 x .110	B	3BX	T200-XM100AF-4-48	★	★	★	★	★	★	★	★	★	★	★	★	★	★	★	3.6	2.84	56.0	9.4	3	2.4	DIN 2184-1/ANSI
		.669																				*.141*	*.112*	*2.205*	*.370*		*.094*	
UNF #6-40	40.00	20.50	.141 x .110	B	3BX	T200-XM100AF-6-40	★	★	★	★	★	★	★	★	★	★	★	★	★	★	★	3.6	3.51	56.0	11.5	3	3.0	DIN 2184-1/ANSI
		.807																				*.141*	*.138*	*2.205*	*.453*		*.116*	
UNF #8-36	36.00	21.50	.168 x .131	B	3BX	T200-XM100AF-8-36	★	★	★	★	★	★	★	★	★	★	★	★	★	★	★	4.3	4.17	63.0	13.5	3	3.5	DIN 2184-1/ANSI
		.846																				*.168*	*.164*	*2.480*	*.531*		*.138*	
UNF #10-32	32.00	28.00	.194 x .152	B	3BX	T200-XM100AF-10-32	★	★	★	★	★	★	★	★	★	★	★	★	★	★	★	4.9	4.83	70.0	14.7	3	4.1	DIN 2184-1/ANSI
		1.102																				*.194*	*.190*	*2.756*	*.579*		*.161*	
UNF #12-28	28.00	29.00	.220 x .165	B	3BX	T200-XM100AF-12-28	★	★	★	★	★	★	★	★	★	★	★	★	★	★	★	5.6	5.49	80.0	14.0	3	4.6	DIN 2184-1/ANSI
		1.142																				*.220*	*.216*	*3.150*	*.551*		*.181*	
UNF 1/4-28	28.00	25.00	.255 x .191	B	3BX	T200-XM100AF-1/4	★	★	★	★	★	★	★	★	★	★	★	★	★	★	★	6.5	6.35	80.0	15.7	3	5.5	DIN 2184-1/ANSI
		.984																				*.255*	*.250*	*3.150*	*.618*		*.217*	
UNF 5/16-24	24.00	34.00	.318 x .238	B	3BX	T200-XM100AF-5/16	★	★	★	★	★	★	★	★	★	★	★	★	★	★	★	8.1	7.94	90.0	18.8	3	6.9	DIN 2184-1/ANSI
		1.339																				*.318*	*.313*	*3.543*	*.740*		*.272*	
UNF 3/8-24	24.00	37.50	.381 x .286	B	3BX	T200-XM100AF-3/8	★	★	★	★	★	★	★	★	★	★	★	★	★	★	★	9.7	9.53	90.0	20.1	3	8.5	DIN 2184-1/ANSI
		1.476																				*.381*	*.375*	*3.543*	*.791*		*.335*	
UNF 7/16-20	20.00	72.59	.323 x .242	B	3BX	T200-XM101AF-7/16	★	★	★	★	★	★	★	★	★	★	★	★	★	★	★	8.2	11.11	100.0	20.1	3	9.9	DIN 2184-1/ANSI
		2.858																				*.323*	*.438*	*3.937*	*.791*		*.390*	
UNF 1/2-20	20.00	71.82	.367 x .275	B	3BX	T200-XM101AF-1/2	★	★	★	★	★	★	★	★	★	★	★	★	★	★	★	9.3	12.70	100.0	21.1	3	11.5	DIN 2184-1/ANSI
		2.828																				*.367*	*.500*	*3.937*	*.831*		*.453*	
UNF 9/16-18	18.00	70.30	.429 x .322	B	3BX	T200-XM101AF-9/16	★	★	★	★	★	★	★	★	★	★	★	★	★	★	★	10.9	14.29	100.0	21.1	3	12.9	DIN 2184-1/ANSI
		2.768																				*.429*	*.563*	*3.937*	*.831*		*.508*	
UNF 5/8-18	18.00	55.78	.480 x .360	B	3BX	T200-XM101AF-5/8	★	★	★	★	★	★	★	★	★	★	★	★	★	★	★	12.2	15.88	100.0	21.1	3	14.5	DIN 2184-1/ANSI
		2.196																				*.480*	*.625*	*3.937*	*.831*		*.571*	
UNF 3/4-16	16.00	62.47	.590 x .442	B	3BX	T200-XM101AF-3/4	★	★	★	★	★	★	★	★	★	★	★	★	★	★	★	15.0	19.05	110.0	23.9	4	17.5	DIN 2184-1/ANSI
		2.459																				*.590*	*.750*	*4.331*	*.941*		*.689*	
UNF 7/8-14	14.00	75.95	.697 x .523	B	3BX	T200-XM101AF-7/8	★	★		★	★		★	★		★	★		★	★		17.7	22.23	125.0	23.9	4	20.4	DIN 2184-1/ANSI
		2.990																				*.697*	*.875*	*4.921*	*.941*		*.803*	
UNF 1"-12	12.00	75.43	.800 x .600	B	3BX	T200-XM101AF-1-12	★	★		★	★		★	★		★	★		★	★		20.3	25.40	140.0	26.9	4	23.3	DIN 2184-1/ANSI
		2.970																				*.800*	*1.000*	*5.512*	*1.059*		*.915*	

C162 C157 E9 E27 C154

Macho de corte CoroTap™ 200 con entrada corregida

Forma de rosca: G

DIN 5156

ULDR 2.5
SUBSTRATE HSS-PM

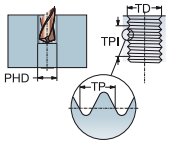

							P						M						K						N						S						Dimensiones, mm, pulg.						
TDZ	TPI	LU	CZC_{MS}	THCHT	TCTR	Código de pedido	B110	B145	B150	C110	C145	C150	B110	B145	B150	C110	C145	C150	B110	B145	B150	C110	C145	C150	B110	B145	B150	C110	C145	C150	B110	B145	B150	C110	C145	C150	$DCON_{MS}$	TD	LF	THL	NOF	PHD	BSG
G 1/8-28	28.00	67.00	7.00 x 5.50	B	NORMAL	T200-XM100DK-1/8				★	★	★				★	★	★				★	★	★				★	★	★				★	★	★	7.0	9.73	90.0	18.0	3	8.8	DIN 5156
		2.638																																			*.276*	*.383*	*3.543*	*.709*		*.346*	
G 1/4-19	19.00	71.00	11.00 x 9.00	B	NORMAL	T200-XM100DK-1/4				★	★	★				★	★	★				★	★	★				★	★	★				★	★	★	11.0	13.16	100.0	21.0	3	11.8	DIN 5156
		2.795																																			*.433*	*.518*	*3.937*	*.827*		*.465*	
G 3/8-19	19.00	58.00	12.00 x 9.00	B	NORMAL	T200-XM100DK-3/8				★	★	★				★	★	★				★	★	★				★	★	★				★	★	★	12.0	16.66	100.0	21.0	4	15.3	DIN 5156
		2.283																																			*.472*	*.656*	*3.937*	*.827*		*.600*	
G 1/2-14	14.00	80.00	16.00 x 12.00	B	NORMAL	T200-XM100DK-1/2	★	★	★				★	★	★				★	★	★				★	★	★				★	★	★				16.0	20.96	125.0	24.0	4	19.0	DIN 5156
		3.150																																			*.630*	*.825*	*4.921*	*.945*		*.748*	
G 5/8-14	14.00	78.00	18.00 x 14.50	B	NORMAL	T200-XM100DK-5/8	★	★	★				★	★	★				★	★	★				★	★	★				★	★	★				18.0	22.91	125.0	24.0	4	21.0	DIN 5156
		3.071																																			*.709*	*.902*	*4.921*	*.945*		*.827*	
G 3/4-14	14.00	77.00	20.00 x 16.00	B	NORMAL	T200-XM100DK-3/4	★	★	★				★	★	★				★	★	★				★	★	★				★	★	★				20.0	26.44	140.0	28.0	4	24.5	DIN 5156
		3.032																																			*.787*	*1.041*	*5.512*	*1.102*		*.965*	
G 7/8-14	14.00	85.00	22.00 x 18.00	B	NORMAL	T200-XM100DK-7/8		★						★						★						★						★					22.0	30.20	150.0	28.0	4	28.3	DIN 5156
		3.346																																			*.866*	*1.189*	*5.906*	*1.102*		*1.112*	
G 1"-11	11.00	93.00	25.00 x 20.00	B	NORMAL	T200-XM100DK-1	★	★	★				★	★	★				★	★	★				★	★	★				★	★	★				25.0	33.25	160.0	30.0	4	30.8	DIN 5156
		3.661																																			*.984*	*1.309*	*6.299*	*1.181*		*1.211*	

C162 C157 E9 E27 C154

CoroTap™ 300

Aplicaciones

- Adecuados para agujeros ciegos
- Disponibles en varias formas y estándares de rosca
- Profundidades de hasta 3 × diámetro

V C

Área de aplicación ISO:

P M K N S

Ventajas y características

- El diseño del canal helicoidal garantiza la constancia del ángulo de desprendimiento y del proceso de mecanizado.
- El chaflán posterior, utilizado en machos de roscar con ángulo helicoidal grande, reduce el par y el astillamiento.
- Los machos de gran ángulo helicoidal ofrecen una excelente evacuación de la viruta y posibilidad de roscar hasta 3 × diámetro en agujeros ciegos.
- Los machos con bajo ángulo helicoidal que ofrecen filos resistentes, son adecuados para roscar materiales tenaces y generan viruta corta en agujeros ciegos.
- Machos de acero rápido pulvimetalúrgico que mejoran la tenacidad, la resistencia al desgaste y la vida útil de la herramienta.
- Machos de metal duro que ofrecen una vida útil de la herramienta prolongada y una productividad elevada.

- Machos con rectificado de canal helicoidal
- El canal helicoidal extrae la viruta del agujero
- Mejor opción para agujeros ciegos
- Canal helicoidal de distinto ángulo para diferentes aplicaciones
- El canal se emplea tanto para el refrigerante como para la evacuación de viruta
- Diferentes profundidades de rosca debido a la aplicación y a la geometría

www.sandvik.coromant.com/corotap300

CoroChuck™ 970, consulte nuestros catálogo de herramientas rotativas.

Macho de corte CoroTap™ 300 con canal helicoidal

Forma de rosca: métrica

DIN 371, DIN 376

ULDR 1.5
FHA 15°
SUBSTRATE HSS-E

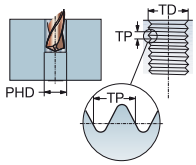

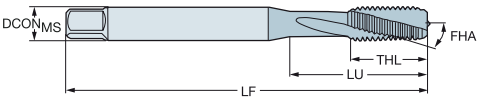

P N

							Dimensiones, mm, pulg.					
TDZ	TP	LU	CZC_{MS}	THCHT	TCTR	Código de pedido	$DCON_{MS}$	TD	LF	THL	NOF	BSG
M 2	0.40	9.00	2.80 x 2.10	C	6H	E207M2	2.8	2.00	45.0	4.0	3	DIN 371
		.354					*.110*	*.079*	*1.772*	*.157*		
M 2.5	0.45	12.50	2.80 x 2.10	C	6H	E207M2.5	2.8	2.50	50.0	4.0	3	DIN 371
		.492					*.110*	*.098*	*1.969*	*.157*		
M 3	0.50	18.00	3.50 x 2.70	C	6H	E207M3	3.5	3.00	56.0	9.0	3	DIN 371
		.709					*.138*	*.118*	*2.205*	*.354*		
M 3.5	0.60	20.00	4.00 x 3.00	C	6H	E207M3.5	4.0	3.50	56.0	11.0	3	DIN 371
		.787					*.157*	*.138*	*2.205*	*.433*		
M 4	0.70	21.00	4.50 x 3.40	C	6H	E207M4	4.5	4.00	63.0	12.0	3	DIN 371
		.827					*.177*	*.157*	*2.480*	*.472*		
M 5	0.80	25.00	6.00 x 4.90	C	6H	E207M5	6.0	5.00	70.0	13.0	3	DIN 371
		.984					*.236*	*.197*	*2.756*	*.512*		
M 6	1.00	30.00	6.00 x 4.90	C	6H	E207M6	6.0	6.00	80.0	15.0	3	DIN 371
		1.181					*.236*	*.236*	*3.150*	*.591*		
M 7	1.00	30.00	7.00 x 5.50	C	6H	E207M7	7.0	7.00	80.0	15.0	3	DIN 371
		1.181					*.276*	*.276*	*3.150*	*.591*		
M 8	1.25	35.00	8.00 x 6.20	C	6H	E207M8	8.0	8.00	90.0	18.0	3	DIN 371
		1.378					*.315*	*.315*	*3.543*	*.709*		
M 10	1.50	39.00	10.00 x 8.00	C	6H	E207M10	10.0	10.00	100.0	20.1	3	DIN 371
		1.535					*.394*	*.394*	*3.937*	*.791*		
M 4	0.70	43.00	2.80 x 2.10	C	6H	E258M4	2.8	4.00	63.0	12.0	3	DIN 376
		1.693					*.110*	*.157*	*2.480*	*.472*		
M 5	0.80	49.00	3.50 x 2.70	C	6H	E258M5	3.5	5.00	70.0	13.0	3	DIN 376
		1.929					*.138*	*.197*	*2.756*	*.512*		
M 6	1.00	59.00	4.50 x 3.40	C	6H	E258M6	4.5	6.00	80.0	15.0	3	DIN 376
		2.323					*.177*	*.236*	*3.150*	*.591*		
M 8	1.25	67.00	6.00 x 4.90	C	6H	E258M8	6.0	8.00	90.0	18.0	3	DIN 376
		2.638					*.236*	*.315*	*3.543*	*.709*		
M 10	1.50	77.00	7.00 x 5.50	C	6H	E258M10	7.0	10.00	100.0	20.0	3	DIN 376
		3.032					*.276*	*.394*	*3.937*	*.787*		
M 12	1.75	83.00	9.00 x 7.00	C	6H	E258M12	9.0	12.00	110.0	23.0	3	DIN 376
		3.268					*.354*	*.472*	*4.331*	*.906*		
M 14	2.00	81.00	11.00 x 9.00	C	6H	E258M14	11.0	14.00	110.0	25.0	3	DIN 376
		3.189					*.433*	*.551*	*4.331*	*.984*		
M 16	2.00	68.00	12.00 x 9.00	C	6H	E258M16	12.0	16.00	110.0	25.0	3	DIN 376
		2.677					*.472*	*.630*	*4.331*	*.984*		
M 18	2.50	81.00	14.00 x 11.00	C	6H	E258M18	14.0	18.00	125.0	30.0	3	DIN 376
		3.189					*.551*	*.709*	*4.921*	*1.181*		
M 20	2.50	95.00	16.00 x 12.00	C	6H	E258M20	16.0	20.00	140.0	30.0	3	DIN 376
		3.740					*.630*	*.787*	*5.512*	*1.181*		
M 22	2.50	93.00	18.00 x 14.50	C	6H	E258M22	18.0	22.00	140.0	34.0	4	DIN 376
		3.661					*.709*	*.866*	*5.512*	*1.339*		
M 24	3.00	113.00	18.00 x 14.50	C	6H	E258M24	18.0	24.00	160.0	38.0	4	DIN 376
		4.449					*.709*	*.945*	*6.299*	*1.496*		
M 30	3.50	115.00	22.00 x 18.00	C	6H	E258M30	22.0	30.00	180.0	45.0	4	DIN 376
		4.528					*.866*	*1.181*	*7.087*	*1.772*		
M 36	4.00	131.00	28.00 x 22.00	C	6H	E258M36	28.0	36.00	200.0	55.0	4	DIN 376
		5.157					*1.102*	*1.417*	*7.874*	*2.165*		

C166 C157 E9 C154

SANDVIK Coromant

SPA

Macho de corte CoroTap™ 300 con canal helicoidal

Forma de rosca: métrica

DIN 371, DIN 376

ULDR 1.5
FHA 15°
SUBSTRATE HSS-E
COATING PVD TIN

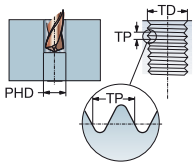

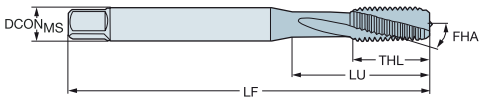

P N S

TDZ	TP	LU	CZC$_{MS}$	THCHT	TCTR	Código de pedido	Dimensiones, mm, pulg. DCON$_{MS}$	TD	LF	THL	NOF	BSG
M 3	0.50	18.00	3.50 x 2.70	C	6H	E212M3	3.5	3.00	56.0	9.0	3	DIN 371
		.709					*.138*	*.118*	*2.205*	*.354*		
M 4	0.70	21.00	4.50 x 3.40	C	6H	E212M4	4.5	4.00	63.0	11.0	3	DIN 371
		.827					*.177*	*.157*	*2.480*	*.433*		
M 5	0.80	25.00	6.00 x 4.90	C	6H	E212M5	6.0	5.00	70.0	13.0	3	DIN 371
		.984					*.236*	*.197*	*2.756*	*.512*		
M 6	1.00	30.00	6.00 x 4.90	C	6H	E212M6	6.0	6.00	80.0	15.0	3	DIN 371
		1.181					*.236*	*.236*	*3.150*	*.591*		
M 8	1.25	35.00	8.00 x 6.20	C	6H	E212M8	8.0	8.00	90.0	18.0	3	DIN 371
		1.378					*.315*	*.315*	*3.543*	*.709*		
M 10	1.50	39.00	10.00 x 8.00	C	6H	E212M10	10.0	10.00	100.0	20.0	3	DIN 371
		1.535					*.394*	*.394*	*3.937*	*.787*		
M 12	1.75	83.00	9.00 x 7.00	C	6H	E263M12	9.0	12.00	110.0	23.0	3	DIN 376
		3.268					*.354*	*.472*	*4.331*	*.906*		
M 14	2.00	81.00	11.00 x 9.00	C	6H	E263M14	11.0	14.00	110.0	25.0	3	DIN 376
		3.189					*.433*	*.551*	*4.331*	*.984*		
M 16	2.00	68.00	12.00 x 9.00	C	6H	E263M16	12.0	16.00	110.0	25.0	3	DIN 376
		2.677					*.472*	*.630*	*4.331*	*.984*		
M 18	2.50	81.00	14.00 x 11.00	C	6H	E263M18	14.0	18.00	125.0	30.0	3	DIN 376
		3.189					*.551*	*.709*	*4.921*	*1.181*		
M 20	2.50	95.00	16.00 x 12.00	C	6H	E263M20	16.0	20.00	140.0	30.0	3	DIN 376
		3.740					*.630*	*.787*	*5.512*	*1.181*		
M 22	2.50	93.00	18.00 x 14.50	C	6H	E263M22	18.0	22.00	140.0	34.0	4	DIN 376
		3.661					*.709*	*.866*	*5.512*	*1.339*		
M 24	3.00	113.00	18.00 x 14.50	C	6H	E263M24	18.0	24.00	160.0	38.0	4	DIN 376
		4.449					*.709*	*.945*	*6.299*	*1.496*		
M 27	3.00	97.00	20.00 x 16.00	C	6H	E263M27	20.0	27.00	160.0	38.0	4	DIN 376
		3.819					*.787*	*1.063*	*6.299*	*1.496*		
M 30	3.50	115.00	22.00 x 18.00	C	6H	E263M30	22.0	30.00	180.0	45.0	4	DIN 376
		4.528					*.866*	*1.181*	*7.087*	*1.772*		
M 33	3.50	113.00	25.00 x 20.00	C	6H	E263M33	25.0	33.00	180.0	50.0	4	DIN 376
		4.449					*.984*	*1.299*	*7.087*	*1.969*		
M 36	4.00	131.00	28.00 x 22.00	C	6H	E263M36	28.0	36.00	200.0	55.0	4	DIN 376
		5.157					*1.102*	*1.417*	*7.874*	*2.165*		

C166 C157 E9 C154

Macho de corte CoroTap™ 300 con canal helicoidal

Forma de rosca: métrica

DIN 371, DIN 376

ULDR 2.0
FHA 40°
SUBSTRATE HSS-E

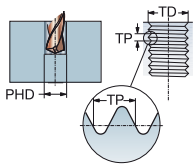

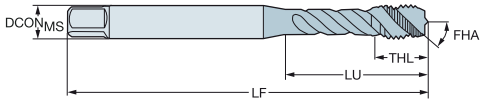

P N

							Dimensiones, mm, pulg.					
TDZ	TP	LU	CZC_{MS}	THCHT	TCTR	Código de pedido	$DCON_{MS}$	TD	LF	THL	NOF	BSG
M 3	0.50	18.00	3.50 x 2.70	C	6H	E195M3	3.5	3.00	56.0	5.9	3	DIN 371
		.709					*.138*	*.118*	*2.205*	*.232*		
M 4	0.70	21.00	4.50 x 3.40	C	6H	E195M4	4.5	4.00	63.0	6.7	3	DIN 371
		.827					*.177*	*.157*	*2.480*	*.264*		
M 5	0.80	25.00	6.00 x 4.90	C	6H	E195M5	6.0	5.00	70.0	7.7	3	DIN 371
		.984					*.236*	*.197*	*2.756*	*.303*		
M 6	1.00	30.00	6.00 x 4.90	C	6H	E195M6	6.0	6.00	80.0	10.0	3	DIN 371
		1.181					*.236*	*.236*	*3.150*	*.394*		
M 8	1.25	35.00	8.00 x 6.20	C	6H	E195M8	8.0	8.00	90.0	11.6	3	DIN 371
		1.378					*.315*	*.315*	*3.543*	*.457*		
M 10	1.50	39.00	10.00 x 8.00	C	6H	E195M10	10.0	10.00	100.0	15.1	3	DIN 371
		1.535					*.394*	*.394*	*3.937*	*.594*		
M 12	1.75	83.00	9.00 x 7.00	C	6H	E245M12	9.0	12.00	110.0	16.0	3	DIN 376
		3.268					*.354*	*.472*	*4.331*	*.630*		
M 14	2.00	81.00	11.00 x 9.00	C	6H	E245M14	11.0	14.00	110.0	20.0	3	DIN 376
		3.189					*.433*	*.551*	*4.331*	*.787*		
M 16	2.00	68.00	12.00 x 9.00	C	6H	E245M16	12.0	16.00	110.0	20.0	3	DIN 376
		2.677					*.472*	*.630*	*4.331*	*.787*		
M 18	2.50	81.00	14.00 x 11.00	C	6H	E245M18	14.0	18.00	125.0	25.0	4	DIN 376
		3.189					*.551*	*.709*	*4.921*	*.984*		
M 20	2.50	95.00	16.00 x 12.00	C	6H	E245M20	16.0	20.00	140.0	25.0	4	DIN 376
		3.740					*.630*	*.787*	*5.512*	*.984*		
M 22	2.50	93.00	18.00 x 14.50	C	6H	E245M22	18.0	22.00	140.0	21.5	4	DIN 376
		3.661					*.709*	*.866*	*5.512*	*.846*		
M 24	3.00	113.00	18.00 x 14.50	C	6H	E245M24	18.0	24.00	160.0	25.5	4	DIN 376
		4.449					*.709*	*.945*	*6.299*	*1.004*		
M 30	3.50	115.00	22.00 x 18.00	C	6H	E245M30	22.0	30.00	180.0	31.0	4	DIN 376
		4.528					*.866*	*1.181*	*7.087*	*1.220*		

C166 C157 E9 C154

Macho de corte CoroTap™ 300 con canal helicoidal

Forma de rosca: métrica

DIN 371, DIN 376

ULDR 2.5
FHA 45°
SUBSTRATE HSS-PM

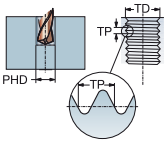

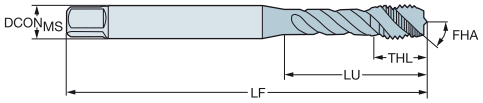

TDZ	TP	LU	CZC$_{MS}$	THCHT	TCTR	Código de pedido	P B110	P B145	P B150	P C110	P C145	P C150	M B110	M B145	M B150	M C110	M C145	M C150	K B110	K B145	K B150	K C110	K C145	K C150	N B110	N B145	N B150	N C110	N C145	N C150	S B110	S B145	S B150	S C110	S C145	S C150	Dimensiones, mm, pulg. DCON$_{MS}$	TD	LF	THL	NOF	PHD	BSG
M 2	0.40	9.00	2.80 x 2.10	C	6H	T300-XM100DA-M2				★	★	★				★	★	★				★	★	★				★	★	★				★	★	★	2.8	2.00	45.0	4.0	3	1.6	DIN 371
		.354																																			.110	.079	1.772	.157		.063	
M 2.5	0.45	12.50	2.80 x 2.10	C	6H	T300-XM100DA-M2.5				★	★	★				★	★	★				★	★	★				★	★	★				★	★	★	2.8	2.50	50.0	4.0	3	2.1	DIN 371
		.492																																			.110	.098	1.969	.157		.081	
M 3	0.50	18.00	3.50 x 2.70	C	6H	T300-XM100DA-M3				★	★	★				★	★	★				★	★	★				★	★	★				★	★	★	3.5	3.00	56.0	5.9	3	2.5	DIN 371
		.709																																			.138	.118	2.205	.232		.098	
M 3.5	0.60	20.00	4.00 x 3.00	C	6H	T300-XM100DA-M3.5				★	★	★				★	★	★				★	★	★				★	★	★				★	★	★	4.0	3.50	56.0	6.3	3	2.9	DIN 371
		.787																																			.157	.138	2.205	.248		.114	
M 4	0.70	21.00	4.50 x 3.40	C	6H	T300-XM100DA-M4				★	★	★				★	★	★				★	★	★				★	★	★				★	★	★	4.5	4.00	63.0	6.7	3	3.3	DIN 371
		.827																																			.177	.157	2.480	.264		.130	
M 5	0.80	21.00	6.00 x 4.90	C	6H	T300-XM100DA-M5				★	★	★				★	★	★				★	★	★				★	★	★				★	★	★	6.0	5.00	70.0	7.7	3	4.2	DIN 371
		.827																																			.236	.197	2.756	.303		.165	
M 6	1.00	31.00	6.00 x 4.90	C	6H	T300-XM100DA-M6				★	★	★				★	★	★				★	★	★				★	★	★				★	★	★	6.0	6.00	80.0	10.0	3	5.0	DIN 371
		1.220																																			.236	.236	3.150	.394		.197	
M 7	1.00	31.00	7.00 x 5.50	C	6H	T300-XM100DA-M7				★	★	★				★	★	★				★	★	★				★	★	★				★	★	★	7.0	7.00	80.0	10.0	3	6.0	DIN 371
		1.220																																			.276	.276	3.150	.394		.236	
M 8	1.25	35.00	8.00 x 6.20	C	6H	T300-XM100DA-M8				★	★	★				★	★	★				★	★	★				★	★	★				★	★	★	8.0	8.00	90.0	11.6	3	6.8	DIN 371
		1.378																																			.315	.315	3.543	.457		.268	
M 10	1.50	39.00	10.00 x 8.00	C	6H	T300-XM100DA-M10				★	★	★				★	★	★				★	★	★				★	★	★				★	★	★	10.0	10.00	100.0	15.1	3	8.5	DIN 371
		1.535																																			.394	.394	3.937	.594		.335	
M 6	1.00	59.00	4.50 x 3.40	C	6H	T300-XM101DA-M6				★	★	★				★	★	★				★	★	★				★	★	★				★	★	★	4.5	6.00	80.0	10.0	3	5.0	DIN 376
		2.323																																			.177	.236	3.150	.394		.197	
M 8	1.25	67.00	6.00 x 4.90	C	6H	T300-XM101DA-M8				★	★	★				★	★	★				★	★	★				★	★	★				★	★	★	6.0	8.00	90.0	12.0	3	6.8	DIN 376
		2.638																																			.236	.315	3.543	.472		.268	
M 10	1.50	77.00	7.00 x 5.50	C	6H	T300-XM101DA-M10				★	★	★				★	★	★				★	★	★				★	★	★				★	★	★	7.0	10.00	100.0	15.0	3	8.5	DIN 376
		3.032																																			.276	.394	3.937	.591		.335	
M 12	1.75	83.00	9.00 x 7.00	C	6H	T300-XM101DA-M12				★	★	★				★	★	★				★	★	★				★	★	★				★	★	★	9.0	12.00	110.0	16.0	3	10.2	DIN 376
		3.268																																			.354	.472	4.331	.630		.402	
M 14	2.00	81.00	11.00 x 9.00	C	6H	T300-XM101DA-M14				★	★	★				★	★	★				★	★	★				★	★	★				★	★	★	11.0	14.00	110.0	20.0	3	12.0	DIN 376
		3.189																																			.433	.551	4.331	.787		.472	
M 16	2.00	68.00	12.00 x 9.00	C	6H	T300-XM101DA-M16				★	★	★				★	★	★				★	★	★				★	★	★				★	★	★	12.0	16.00	110.0	20.0	4	14.0	DIN 376
		2.677																																			.472	.630	4.331	.787		.551	
M 18	2.50	81.00	14.00 x 11.00	C	6H	T300-XM101DA-M18	★	★	★				★	★	★				★	★	★				★	★	★				★	★	★				14.0	18.00	125.0	25.0	4	15.5	DIN 376
		3.189																																			.551	.709	4.921	.984		.610	
M 20	2.50	95.00	16.00 x 12.00	C	6H	T300-XM101DA-M20	★	★	★				★	★	★				★	★	★				★	★	★				★	★	★				16.0	20.00	140.0	25.0	4	17.5	DIN 376
		3.740																																			.630	.787	5.512	.984		.689	
M 22	2.50	93.00	18.00 x 14.50	C	6H	T300-XM101DA-M22	★	★	★				★	★	★				★	★	★				★	★	★				★	★	★				18.0	22.00	140.0	25.0	4	19.5	DIN 376
		3.661																																			.709	.866	5.512	.984		.768	
M 24	3.00	113.00	18.00 x 14.50	C	6H	T300-XM101DA-M24	★	★	★				★	★	★				★	★	★				★	★	★				★	★	★				18.0	24.00	160.0	30.0	4	21.0	DIN 376
		4.449																																			.709	.945	6.299	1.181		.827	
M 27	3.00	97.00	20.00 x 16.00	C	6H	T300-XM101DA-M27	★	★	★				★	★	★				★	★	★				★	★	★				★	★	★				20.0	27.00	160.0	30.0	4	24.0	DIN 376
		3.819																																			.787	1.063	6.299	1.181		.945	
M 30	3.50	115.00	22.00 x 18.00	C	6H	T300-XM101DA-M30	★	★	★				★	★	★				★	★	★				★	★	★				★	★	★				22.0	30.00	180.0	36.0	4	26.5	DIN 376
		4.528																																			.866	1.181	7.087	1.417		1.043	
M 33	3.50	113.00	25.00 x 20.00	C	6H	T300-XM101DA-M33	★	★	★				★	★	★				★	★	★				★	★	★				★	★	★				25.0	33.00	180.0	36.0	4	29.5	DIN 376
		4.449																																			.984	1.299	7.087	1.417		1.161	
M 36	4.00	131.00	28.00 x 22.00	C	6H	T300-XM101DA-M36	★	★	★				★	★	★				★	★	★				★	★	★				★	★	★				28.0	36.00	200.0	40.0	4	32.0	DIN 376
		5.157																																			1.102	1.417	7.874	1.575		1.260	
M 39	4.00	102.00	32.00 x 24.00	C	6H	T300-XM101DA-M39		★						★						★						★						★					32.0	39.00	200.0	40.0	4	35.0	DIN 376
		4.016																																			1.260	1.535	7.874	1.575		1.378	
M 42	4.50	102.00	32.00 x 24.00	C	6H	T300-XM101DA-M42		★	★					★	★					★	★					★	★					★	★				32.0	42.00	200.0	45.0	4	37.5	DIN 376
		4.016																																			1.260	1.654	7.874	1.772		1.476	
M 48	5.00	147.00	36.00 x 29.00	C	6H	T300-XM101DA-M48		★						★						★						★						★					36.0	48.00	250.0	50.0	4	43.0	DIN 376
		5.787																																			1.417	1.890	9.843	1.969		1.693	

C166 C157 E9 E27 C154

Macho de corte CoroTap™ 300 con canal helicoidal

Forma de rosca: métrica

DIN 371, DIN 376

ULDR 2.5
FHA 45°
SUBSTRATE HSS-PM

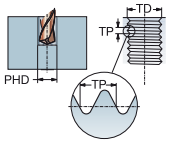

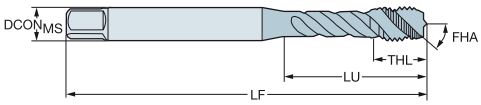

TDZ	TP	LU	CZC_{MS}	THCHT	TCTR	Código de pedido	P B110	P B145	P B150	P C110	P C145	P C150	M B110	M B145	M B150	M C110	M C145	M C150	K B110	K B145	K B150	K C110	K C145	K C150	N B110	N B145	N B150	N C110	N C145	N C150	S B110	S B145	S B150	S C110	S C145	S C150	Dimensiones, mm, pulg. $DCON_{MS}$	TD	LF	THL	NOF	PHD	BSG
M 52	5.00	120.00	40.00 x 32.00	C	6H	T300-XM101DA-M52		★	★					★	★					★	★					★	★					★	★				40.0	52.00	250.0	50.0	5	47.0	DIN 376
		4.724																																			*1.575*	*2.047*	*9.843*	*1.969*		*1.850*	
M 56	5.50	120.00	40.00 x 32.00	C	6H	T300-XM101DA-M56		★	★					★	★					★	★					★	★					★	★				40.0	56.00	250.0	55.0	5	50.5	DIN 376
		4.724																																			*1.575*	*2.205*	*9.843*	*2.165*		*1.988*	
M 64	6.00	178.00	50.00 x 39.00	C	6H	T300-XM101DA-M64		★						★						★						★						★					50.0	64.00	315.0	60.0	6	58.0	DIN 376
		7.008																																			*1.969*	*2.520*	*12.402*	*2.362*		*2.283*	
M 3	0.50	18.00	3.50 x 2.70	E	6H	T300-XM102DA-M3				★	★	★				★	★	★				★	★	★				★	★	★				★	★	★	3.5	3.00	56.0	5.9	3	2.5	DIN 371
		.709																																			*.138*	*.118*	*2.205*	*.232*		*.098*	
M 4	0.70	21.00	4.50 x 3.40	E	6H	T300-XM102DA-M4				★	★	★				★	★	★				★	★	★				★	★	★				★	★	★	4.5	4.00	63.0	6.7	3	3.3	DIN 371
		.827																																			*.177*	*.157*	*2.480*	*.264*		*.130*	
M 5	0.80	21.00	6.00 x 4.90	E	6H	T300-XM102DA-M5				★	★	★				★	★	★				★	★	★				★	★	★				★	★	★	6.0	5.00	70.0	7.7	3	4.2	DIN 371
		.827																																			*.236*	*.197*	*2.756*	*.303*		*.165*	
M 6	1.00	31.00	6.00 x 4.90	E	6H	T300-XM102DA-M6				★	★	★				★	★	★				★	★	★				★	★	★				★	★	★	6.0	6.00	80.0	10.0	3	5.0	DIN 371
		1.220																																			*.236*	*.236*	*3.150*	*.394*		*.197*	
M 8	1.25	35.00	8.00 x 6.20	E	6H	T300-XM102DA-M8				★	★	★				★	★	★				★	★	★				★	★	★				★	★	★	8.0	8.00	90.0	11.6	3	6.8	DIN 371
		1.378																																			*.315*	*.315*	*3.543*	*.457*		*.268*	
M 10	1.50	39.00	10.00 x 8.00	E	6H	T300-XM102DA-M10				★	★	★				★	★	★				★	★	★				★	★	★				★	★	★	10.0	10.00	100.0	15.1	3	8.5	DIN 371
		1.535																																			*.394*	*.394*	*3.937*	*.594*		*.335*	
M 12	1.75	83.00	9.00 x 7.00	E	6H	T300-XM103DA-M12				★	★	★				★	★	★				★	★	★				★	★	★				★	★	★	9.0	12.00	110.0	16.0	3	10.2	DIN 376
		3.268																																			*.354*	*.472*	*4.331*	*.630*		*.402*	
M 14	2.00	81.00	11.00 x 9.00	E	6H	T300-XM103DA-M14				★	★	★				★	★	★				★	★	★				★	★	★				★	★	★	11.0	14.00	110.0	20.0	3	12.0	DIN 376
		3.189																																			*.433*	*.551*	*4.331*	*.787*		*.472*	
M 16	2.00	68.00	12.00 x 9.00	E	6H	T300-XM103DA-M16				★	★	★				★	★	★				★	★	★				★	★	★				★	★	★	12.0	16.00	110.0	20.0	4	14.0	DIN 376
		2.677																																			*.472*	*.630*	*4.331*	*.787*		*.551*	
M 20	2.50	95.00	16.00 x 12.00	E	6H	T300-XM103DA-M20	★	★	★				★	★	★				★	★	★				★	★	★				★	★	★				16.0	20.00	140.0	25.0	4	17.5	DIN 376
		3.740																																			*.630*	*.787*	*5.512*	*.984*		*.689*	
M 3	0.50	18.00	3.50 x 2.70	C	6G	T300-XM104DA-M3				★	★	★				★	★	★				★	★	★				★	★	★				★	★	★	3.5	3.00	56.0	5.9	3	2.5	DIN 371
		.709																																			*.138*	*.118*	*2.205*	*.232*		*.098*	
M 4	0.70	21.00	4.50 x 3.40	C	6G	T300-XM104DA-M4				★	★	★				★	★	★				★	★	★				★	★	★				★	★	★	4.5	4.00	63.0	6.7	3	3.3	DIN 371
		.827																																			*.177*	*.157*	*2.480*	*.264*		*.130*	
M 5	0.80	25.00	6.00 x 4.90	C	6G	T300-XM104DA-M5				★	★	★				★	★	★				★	★	★				★	★	★				★	★	★	6.0	5.00	70.0	7.7	3	4.2	DIN 371
		.984																																			*.236*	*.197*	*2.756*	*.303*		*.165*	
M 6	1.00	31.00	6.00 x 4.90	C	6G	T300-XM104DA-M6				★	★	★				★	★	★				★	★	★				★	★	★				★	★	★	6.0	6.00	80.0	10.0	3	5.0	DIN 371
		1.220																																			*.236*	*.236*	*3.150*	*.394*		*.197*	
M 8	1.25	35.00	8.00 x 6.20	C	6G	T300-XM104DA-M8				★	★	★				★	★	★				★	★	★				★	★	★				★	★	★	8.0	8.00	90.0	12.0	3	6.8	DIN 371
		1.378																																			*.315*	*.315*	*3.543*	*.472*		*.268*	
M 10	1.50	39.00	10.00 x 8.00	C	6G	T300-XM104DA-M10				★	★	★				★	★	★				★	★	★				★	★	★				★	★	★	10.0	10.00	100.0	15.1	3	8.5	DIN 371
		1.535																																			*.394*	*.394*	*3.937*	*.594*		*.335*	
M 12	1.75	83.00	9.00 x 7.00	C	6G	T300-XM105DA-M12				★	★	★				★	★	★				★	★	★				★	★	★				★	★	★	9.0	12.00	110.0	16.0	3	10.2	DIN 376
		3.268																																			*.354*	*.472*	*4.331*	*.630*		*.402*	
M 14	2.00	81.00	11.00 x 9.00	C	6G	T300-XM105DA-M14				★	★	★				★	★	★				★	★	★				★	★	★				★	★	★	11.0	14.00	110.0	20.0	3	12.0	DIN 376
		3.189																																			*.433*	*.551*	*4.331*	*.787*		*.472*	
M 16	2.00	68.00	12.00 x 9.00	C	6G	T300-XM105DA-M16				★	★	★				★	★	★				★	★	★				★	★	★				★	★	★	12.0	16.00	110.0	20.0	4	14.0	DIN 376
		2.677																																			*.472*	*.630*	*4.331*	*.787*		*.551*	
M 20	2.50	95.00	16.00 x 12.00	C	6G	T300-XM105DA-M20	★	★	★				★	★	★				★	★	★				★	★	★				★	★	★				16.0	20.00	140.0	25.0	4	17.5	DIN 376
		3.740																																			*.630*	*.787*	*5.512*	*.984*		*.689*	

C166 C157 E9 E27 C154

SPA

Macho de corte CoroTap™ 300 con canal helicoidal

Forma de rosca: métrica

DIN 371/ANSI, DIN 376/ANSI

ULDR 2.5
FHA 45°
SUBSTRATE HSS-PM

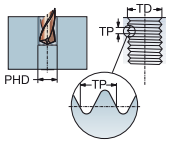

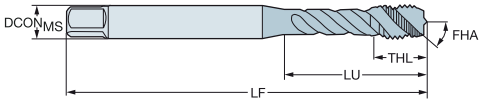

TDZ	TP	LU	CZC$_{MS}$	THCHT	TCTR	Código de pedido	P C110	P C145	P C150	M C110	M C145	M C150	K C110	K C145	K C150	N C110	N C145	N C150	S C110	S C145	S C150	Dimensiones, mm, pulg. DCON$_{MS}$	TD	LF	THL	NOF	PHD	BSG
M 4	0.70	21.50	.194 x .152	C	6H	T300-XM100AA-M4	★	★	★	★	★	★	★	★	★	★	★	★	★	★	★	4.9	4.00	63.0	8.4	3	3.3	DIN 371/ANSI
		.846																				*.194*	*.157*	*2.480*	*.331*		*.130*	
M 5	0.80	28.00	.194 x .152	C	6H	T300-XM100AA-M5	★	★	★	★	★	★	★	★	★	★	★	★	★	★	★	4.9	5.00	70.0	8.6	3	4.2	DIN 371/ANSI
		1.102																				*.194*	*.197*	*2.756*	*.339*		*.165*	
M 6	1.00	25.50	.255 x .191	C	6H	T300-XM100AA-M6	★	★	★	★	★	★	★	★	★	★	★	★	★	★	★	6.5	6.00	80.0	11.4	3	5.0	DIN 371/ANSI
		1.004																				*.255*	*.236*	*3.150*	*.449*		*.197*	
M 8	1.25	33.50	.318 x .238	C	6H	T300-XM100AA-M8	★	★	★	★	★	★	★	★	★	★	★	★	★	★	★	8.1	8.00	90.0	12.9	3	6.8	DIN 371/ANSI
		1.319																				*.318*	*.315*	*3.543*	*.508*		*.268*	
M 10	1.50	38.50	.381 x .286	C	6H	T300-XM100AA-M10	★	★	★	★	★	★	★	★	★	★	★	★	★	★	★	9.7	10.00	100.0	16.1	3	8.5	DIN 371/ANSI
		1.516																				*.381*	*.394*	*3.937*	*.634*		*.335*	
M 12	1.75	81.82	.367 x .275	C	6H	T300-XM101AA-M12	★	★	★	★	★	★	★	★	★	★	★	★	★	★	★	9.3	12.00	110.0	18.0	3	10.2	DIN 376/ANSI
		3.221																				*.367*	*.472*	*4.331*	*.709*		*.402*	
M 14	2.00	80.30	.429 x .322	C	6H	T300-XM101AA-M14	★	★	★	★	★	★	★	★	★	★	★	★	★	★	★	10.9	14.00	110.0	20.1	3	12.0	DIN 376/ANSI
		3.161																				*.429*	*.551*	*4.331*	*.791*		*.472*	
M 16	2.00	65.78	.480 x .360	C	6H	T300-XM101AA-M16	★	★	★	★	★	★	★	★	★	★	★	★	★	★	★	12.2	16.00	110.0	20.1	4	14.0	DIN 376/ANSI
		2.590																				*.480*	*.630*	*4.331*	*.791*		*.551*	
M 18	2.50	79.00	.542 x .406	C	6H	T300-XM101AA-M18	★		★	★		★	★		★	★		★	★		★	13.8	18.00	125.0	24.9	4	15.5	DIN 376/ANSI
		3.110																				*.542*	*.709*	*4.921*	*.980*		*.610*	
M 20	2.50	92.47	.652 x .489	C	6H	T300-XM101AA-M20	★	★	★	★	★	★	★	★	★	★	★	★	★	★	★	16.6	20.00	140.0	24.9	4	17.5	DIN 376/ANSI
		3.641																				*.652*	*.787*	*5.512*	*.980*		*.689*	
M 4	0.70	21.50	.168 x .131	E	6H	T300-XM102AA-M4	★	★	★	★	★	★	★	★	★	★	★	★	★	★	★	4.3	4.00	63.0	8.4	3	3.3	DIN 371/ANSI
		.846																				*.168*	*.157*	*2.480*	*.331*		*.130*	
M 5	0.80	28.00	.194 x .152	E	6H	T300-XM102AA-M5	★	★	★	★	★	★	★	★	★	★	★	★	★	★	★	4.9	5.00	70.0	8.6	3	4.2	DIN 371/ANSI
		1.102																				*.194*	*.197*	*2.756*	*.339*		*.165*	
M 6	1.00	25.50	.255 x .191	E	6H	T300-XM102AA-M6	★	★	★	★	★	★	★	★	★	★	★	★	★	★	★	6.5	6.00	80.0	11.4	3	5.0	DIN 371/ANSI
		1.004																				*.255*	*.236*	*3.150*	*.449*		*.197*	
M 8	1.25	33.50	.318 x .238	E	6H	T300-XM102AA-M8	★	★	★	★	★	★	★	★	★	★	★	★	★	★	★	8.1	8.00	90.0	12.9	3	6.8	DIN 371/ANSI
		1.319																				*.318*	*.315*	*3.543*	*.508*		*.268*	
M 10	1.50	38.50	.381 x .286	E	6H	T300-XM102AA-M10	★	★	★	★	★	★	★	★	★	★	★	★	★	★	★	9.7	10.00	100.0	16.1	3	8.5	DIN 371/ANSI
		1.516																				*.381*	*.394*	*3.937*	*.634*		*.335*	
M 12	1.75	81.82	.367 x .275	E	6H	T300-XM103AA-M12	★	★	★	★	★	★	★	★	★	★	★	★	★	★	★	9.3	12.00	110.0	18.0	3	10.2	DIN 376/ANSI
		3.221																				*.367*	*.472*	*4.331*	*.709*		*.402*	
M 14	2.00	80.30	.429 x .322	E	6H	T300-XM103AA-M14		★	★		★	★		★	★		★	★		★	★	10.9	14.00	110.0	20.1	3	12.0	DIN 376/ANSI
		3.161																				*.429*	*.551*	*4.331*	*.791*		*.472*	
M 16	2.00	65.78	.480 x .360	E	6H	T300-XM103AA-M16	★	★		★	★		★	★		★	★		★	★		12.2	16.00	110.0	20.1	4	14.0	DIN 376/ANSI
		2.590																				*.480*	*.630*	*4.331*	*.791*		*.551*	
M 18	2.50	79.00	.542 x .406	E	6H	T300-XM103AA-M18		★			★			★			★			★		13.8	18.00	125.0	24.9	4	15.5	DIN 376/ANSI
		3.110																				*.542*	*.709*	*4.921*	*.980*		*.610*	
M 20	2.50	92.47	.652 x .489	E	6H	T300-XM103AA-M20	★	★	★	★	★	★	★	★	★	★	★	★	★	★	★	16.6	20.00	140.0	24.9	4	17.5	DIN 376/ANSI
		3.641																				*.652*	*.787*	*5.512*	*.980*		*.689*	

C166 C157 E9 E27 C154

Macho de corte CoroTap™ 300 con canal helicoidal

Forma de rosca: métrica

DIN 371, DIN 376

ULDR	3.0
FHA	45°
SUBSTRATE	HSS-E
COATING	PVD TIALN

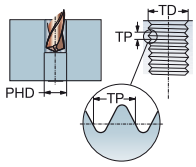

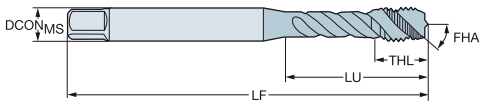

P M K N S

							Dimensiones, mm, pulg.					
TDZ	TP	LU	CZC_{MS}	THCHT	TCTR	Código de pedido	$DCON_{MS}$	TD	LF	THL	NOF	BSG
M 3	0.50	18.00	3.50 x 2.70	C	6H	E615M3	3.5	3.00	112.0	6.0	3	DIN 371
		.709					*.138*	*.118*	*4.409*	*.236*		
M 4	0.70	21.00	4.50 x 3.40	C	6H	E615M4	4.5	4.00	112.0	7.0	3	DIN 371
		.827					*.177*	*.157*	*4.409*	*.276*		
M 5	0.80	25.00	6.00 x 4.90	C	6H	E615M5	6.0	5.00	125.0	8.0	3	DIN 371
		.984					*.236*	*.197*	*4.921*	*.315*		
M 6	1.00	30.00	6.00 x 4.90	C	6H	E615M6	6.0	6.00	125.0	10.0	3	DIN 371
		1.181					*.236*	*.236*	*4.921*	*.394*		
M 8	1.25	40.00	8.00 x 6.20	C	6H	E615M8	8.0	8.00	140.0	13.0	3	DIN 371
		1.575					*.315*	*.315*	*5.512*	*.512*		
M 10	1.50	50.00	10.00 x 8.00	C	6H	E615M10	10.0	10.00	160.0	15.0	3	DIN 371
		1.969					*.394*	*.394*	*6.299*	*.591*		
M 12	1.75	153.00	9.00 x 7.00	C	6H	E615M12	9.0	12.00	180.0	16.0	3	DIN 376
		6.024					*.354*	*.472*	*7.087*	*.630*		
M 14	2.00	151.00	11.00 x 9.00	C	6H	E615M14	11.0	14.00	180.0	20.0	3	DIN 376
		5.945					*.433*	*.551*	*7.087*	*.787*		
M 16	2.00	158.00	12.00 x 9.00	C	6H	E615M16	12.0	16.00	200.0	20.0	3	DIN 376
		6.220					*.472*	*.630*	*7.874*	*.787*		
M 20	2.50	179.00	16.00 x 12.00	C	6H	E615M20	16.0	20.00	224.0	25.0	4	DIN 376
		7.047					*.630*	*.787*	*8.819*	*.984*		

C166 C157 E9 C154

SANDVIK Coromant

SPA

Macho de corte CoroTap™ 300 con canal helicoidal

Forma de rosca: métrica fina

DIN 374

ULDR 2.5
FHA 45°
SUBSTRATE HSS-PM

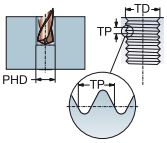

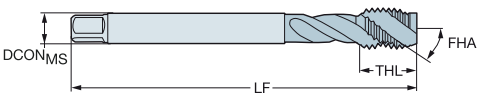

							P						M						K						N						S						Dimensiones, mm, pulg.						
							B110	B145	B150	C110	C145	C150	B110	B145	B150	C110	C145	C150	B110	B145	B150	C110	C145	C150	B110	B145	B150	C110	C145	C150	B110	B145	B150	C110	C145	C150							
TDZ	TP	LU	CZC_{MS}	THCHT	TCTR	Código de pedido																															$DCON_{MS}$	TD	LF	THL	NOF	PHD	BSG
MF 4x0.5	0.50	43.00	2.80 x 2.10	C	6H	T300-XM100DB-M4X050				★	★	★				★	★	★				★	★	★				★	★	★				★	★	★	2.8	4.00	63.0	6.8	3	3.5	DIN 374
		1.693																																			*.110*	*.157*	*2.480*	*.268*		*.138*	
MF 5x0.5	0.50	49.00	3.50 x 2.70	C	6H	T300-XM100DB-M5X050				★	★	★				★	★	★				★	★	★				★	★	★				★	★	★	3.5	5.00	70.0	8.2	3	4.5	DIN 374
		1.929																																			*.138*	*.197*	*2.756*	*.323*		*.177*	
MF 6x0.75	0.75	59.00	4.50 x 3.40	C	6H	T300-XM100DB-M6X075				★	★	★				★	★	★				★	★	★				★	★	★				★	★	★	4.5	6.00	80.0	10.0	3	5.3	DIN 374
		2.323																																			*.177*	*.236*	*3.150*	*.394*		*.209*	
MF 8x0.75	0.75	57.00	6.00 x 4.90	C	6H	T300-XM100DB-M8X075				★	★	★				★	★	★				★	★	★				★	★	★				★	★	★	6.0	8.00	80.0	13.0	3	7.3	DIN 374
		2.244																																			*.236*	*.315*	*3.150*	*.512*		*.287*	
MF 8x1	1.00	67.00	6.00 x 4.90	C	6H	T300-XM100DB-M8X100				★	★	★				★	★	★				★	★	★				★	★	★				★	★	★	6.0	8.00	90.0	13.0	3	7.0	DIN 374
		2.638																																			*.236*	*.315*	*3.543*	*.512*		*.276*	
MF 10x0.75	0.75	67.00	7.00 x 5.50	C	6H	T300-XM100DB-M10X075				★	★	★				★	★	★				★	★	★				★	★	★				★	★	★	7.0	10.00	90.0	13.0	3	9.3	DIN 374
		2.638																																			*.276*	*.394*	*3.543*	*.512*		*.366*	
MF 10x1	1.00	67.00	7.00 x 5.50	C	6H	T300-XM100DB-M10X100				★	★	★				★	★	★				★	★	★				★	★	★				★	★	★	7.0	10.00	90.0	13.0	3	9.0	DIN 374
		2.638																																			*.276*	*.394*	*3.543*	*.512*		*.354*	
MF 10x1.25	1.25	77.00	7.00 x 5.50	C	6H	T300-XM100DB-M10X125				★	★	★				★	★	★				★	★	★				★	★	★				★	★	★	7.0	10.00	100.0	15.0	3	8.8	DIN 374
		3.032																																			*.276*	*.394*	*3.937*	*.591*		*.346*	
MF 12x1	1.00	73.00	9.00 x 7.00	C	6H	T300-XM100DB-M12X100				★	★	★				★	★	★				★	★	★				★	★	★				★	★	★	9.0	12.00	100.0	15.0	3	11.0	DIN 374
		2.874																																			*.354*	*.472*	*3.937*	*.591*		*.433*	
MF 12x1.25	1.25	73.00	9.00 x 7.00	C	6H	T300-XM100DB-M12X125				★	★	★				★	★	★				★	★	★				★	★	★				★	★	★	9.0	12.00	100.0	15.0	3	10.8	DIN 374
		2.874																																			*.354*	*.472*	*3.937*	*.591*		*.425*	
MF 12x1.5	1.50	73.00	9.00 x 7.00	C	6H	T300-XM100DB-M12X150				★	★	★				★	★	★				★	★	★				★	★	★				★	★	★	9.0	12.00	100.0	15.0	3	10.5	DIN 374
		2.874																																			*.354*	*.472*	*3.937*	*.591*		*.413*	
MF 14x1	1.00	71.00	11.00 x 9.00	C	6H	T300-XM100DB-M14X100				★	★	★				★	★	★				★	★	★				★	★	★				★	★	★	11.0	14.00	100.0	15.0	3	13.0	DIN 374
		2.795																																			*.433*	*.551*	*3.937*	*.591*		*.512*	
MF 14x1.25	1.25	71.00	11.00 x 9.00	C	6H	T300-XM100DB-M14X125				★	★	★				★	★	★				★	★	★				★	★	★				★	★	★	11.0	14.00	100.0	15.0	3	12.8	DIN 374
		2.795																																			*.433*	*.551*	*3.937*	*.591*		*.504*	
MF 14x1.5	1.50	71.00	11.00 x 9.00	C	6H	T300-XM100DB-M14X150				★	★	★				★	★	★				★	★	★				★	★	★				★	★	★	11.0	14.00	100.0	15.0	3	12.5	DIN 374
		2.795																																			*.433*	*.551*	*3.937*	*.591*		*.492*	
MF 16x1	1.00	58.00	12.00 x 9.00	C	6H	T300-XM100DB-M16X100				★	★	★				★	★	★				★	★	★				★	★	★				★	★	★	12.0	16.00	100.0	15.0	4	15.0	DIN 374
		2.283																																			*.472*	*.630*	*3.937*	*.591*		*.591*	
MF 16x1.5	1.50	58.00	12.00 x 9.00	C	6H	T300-XM100DB-M16X150				★	★	★				★	★	★				★	★	★				★	★	★				★	★	★	12.0	16.00	100.0	15.0	4	14.5	DIN 374
		2.283																																			*.472*	*.630*	*3.937*	*.591*		*.571*	
MF 18x1	1.00	66.00	14.00 x 11.00	C	6H	T300-XM100DB-M18X100	★	★	★				★	★	★				★	★	★				★	★	★				★	★	★				14.0	18.00	110.0	17.0	4	17.0	DIN 374
		2.598																																			*.551*	*.709*	*4.331*	*.669*		*.669*	
MF 18x1.5	1.50	66.00	14.00 x 11.00	C	6H	T300-XM100DB-M18X150	★	★	★				★	★	★				★	★	★				★	★	★				★	★	★				14.0	18.00	110.0	17.0	4	16.5	DIN 374
		2.598																																			*.551*	*.709*	*4.331*	*.669*		*.650*	
MF 20x1	1.00	80.00	16.00 x 12.00	C	6H	T300-XM100DB-M20X100	★	★	★				★	★	★				★	★	★				★	★	★				★	★	★				16.0	20.00	125.0	17.0	4	19.0	DIN 374
		3.150																																			*.630*	*.787*	*4.921*	*.669*		*.748*	
MF 20x1.5	1.50	80.00	16.00 x 12.00	C	6H	T300-XM100DB-M20X150	★	★	★				★	★	★				★	★	★				★	★	★				★	★	★				16.0	20.00	125.0	17.0	4	18.5	DIN 374
		3.150																																			*.630*	*.787*	*4.921*	*.669*		*.728*	
MF 22x1.5	1.50	78.00	18.00 x 14.50	C	6H	T300-XM100DB-M22X150	★	★	★				★	★	★				★	★	★				★	★	★				★	★	★				18.0	22.00	125.0	17.0	4	20.5	DIN 374
		3.071																																			*.709*	*.866*	*4.921*	*.669*		*.807*	
MF 24x1.5	1.50	93.00	18.00 x 14.50	C	6H	T300-XM100DB-M24X150	★	★	★				★	★	★				★	★	★				★	★	★				★	★	★				18.0	24.00	140.0	20.0	4	22.5	DIN 374
		3.661																																			*.709*	*.945*	*5.512*	*.787*		*.886*	
MF 24x2	2.00	93.00	18.00 x 14.50	C	6H	T300-XM100DB-M24X200	★	★	★				★	★	★				★	★	★				★	★	★				★	★	★				18.0	24.00	140.0	20.0	4	22.0	DIN 374
		3.661																																			*.709*	*.945*	*5.512*	*.787*		*.866*	
MF 25x1.5	1.50	93.00	18.00 x 14.50	C	6H	T300-XM100DB-M25X150	★	★	★				★	★	★				★	★	★				★	★	★				★	★	★				18.0	25.00	140.0	20.0	4	23.5	DIN 374
		3.661																																			*.709*	*.984*	*5.512*	*.787*		*.925*	
MF 26x1.5	1.50	93.00	18.00 x 14.50	C	6H	T300-XM100DB-M26X150	★	★	★				★	★	★				★	★	★				★	★	★				★	★	★				18.0	26.00	140.0	20.0	4	24.5	DIN 374
		3.661																																			*.709*	*1.024*	*5.512*	*.787*		*.965*	
MF 27x1.5	1.50	77.00	20.00 x 16.00	C	6H	T300-XM100DB-M27X150	★	★					★	★					★	★					★	★					★	★					20.0	27.00	140.0	20.0	4	25.5	DIN 374
		3.032																																			*.787*	*1.063*	*5.512*	*.787*		*1.004*	
MF 27x2	2.00	77.00	20.00 x 16.00	C	6H	T300-XM100DB-M27X200	★	★	★				★	★	★				★	★	★				★	★	★				★	★	★				20.0	27.00	140.0	20.0	4	25.0	DIN 374
		3.032																																			*.787*	*1.063*	*5.512*	*.787*		*.984*	

C166 C157 E9 E27 C154

Macho de corte CoroTap™ 300 con canal helicoidal

Forma de rosca: métrica fina

DIN 374

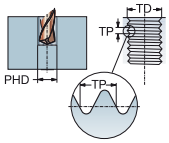

ULDR 2.5
FHA 45°
SUBSTRATE HSS-PM

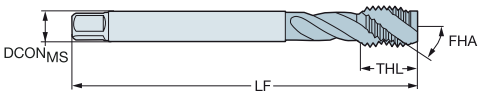

TDZ	TP	LU	CZC_{MS}	THCHT	TCTR	Código de pedido	P B110	P B145	P B150	P C110	P C145	P C150	M B110	M B145	M B150	M C110	M C145	M C150	K B110	K B145	K B150	K C110	K C145	K C150	N B110	N B145	N B150	N C110	N C145	N C150	S B110	S B145	S B150	S C110	S C145	S C150	Dimensiones, mm, pulg. $DCON_{MS}$	TD	LF	THL	NOF	PHD	BSG
MF 28x1.5	1.50	77.00	20.00 x 16.00	C	6H	T300-XM100DB-M28X150		★						★						★						★						★					20.0	28.00	140.0	20.0	4	26.5	DIN 374
		3.032																																			*.787*	*1.102*	*5.512*	*.787*		*1.043*	
MF 30x1.5	1.50	85.00	22.00 x 18.00	C	6H	T300-XM100DB-M30X150	★	★	★				★	★	★				★	★	★				★	★	★				★	★	★				22.0	30.00	150.0	20.0	4	28.5	DIN 374
		3.346																																			*.866*	*1.181*	*5.906*	*.787*		*1.122*	
MF 30x2	2.00	85.00	22.00 x 18.00	C	6H	T300-XM100DB-M30X200	★	★	★				★	★	★				★	★	★				★	★	★				★	★	★				22.0	30.00	150.0	20.0	4	28.0	DIN 374
		3.346																																			*.866*	*1.181*	*5.906*	*.787*		*1.102*	

C166 C157 E9 E27 C154

SPA

Macho de corte CoroTap™ 300 con canal helicoidal

Forma de rosca: métrica fina

DIN 374/ANSI

ULDR 2.5
FHA 45°
SUBSTRATE HSS-PM

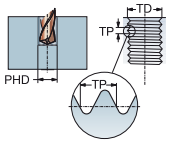

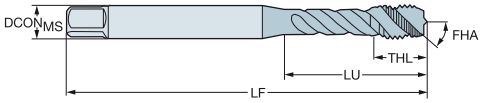

TDZ	TP	LU	CZC_{MS}	THCHT	TCTR	Código de pedido	P C110	P C145	P C150	M C110	M C145	M C150	K C110	K C145	K C150	N C110	N C145	N C150	S C110	S C145	S C150	Dimensiones, mm, pulg. $DCON_{MS}$	TD	LF	THL	NOF	PHD	BSG
MF 8x1	1.00	33.50	.318 x .238	C	6H	T300-XM100AB-M8X100	★	★	★	★	★	★	★	★	★	★	★	★	★	★	★	8.1	8.00	90.0	12.8	3	7.0	DIN 374/ANSI
		1.319																				*.318*	*.315*	*3.543*	*.504*		*.276*	
MF 10x1	1.00	37.50	.381 x .286	C	6H	T300-XM100AB-M10X100	★	★		★	★		★	★		★	★		★	★		9.7	10.00	90.0	13.0	3	9.0	DIN 374/ANSI
		1.476																				*.381*	*.394*	*3.543*	*.512*		*.354*	
MF 14x1.5	1.50	70.30	.429 x .322	C	6H	T300-XM101AB-M14X150	★			★			★			★			★			10.9	14.00	100.0	15.0	3	12.5	DIN 374/ANSI
		2.768																				*.429*	*.551*	*3.937*	*.591*		*.492*	
MF 18x1.5	1.50	64.00	.542 x .406	C	6H	T300-XM101AB-M18X150	★		★	★		★	★		★	★		★	★		★	13.8	18.00	110.0	17.0	4	16.5	DIN 374/ANSI
		2.520																				*.542*	*.709*	*4.331*	*.669*		*.650*	
MF 8x1	1.00	33.50	.318 x .238	E	6H	T300-XM102AB-M8X100	★	★	★	★	★	★	★	★	★	★	★	★	★	★	★	8.1	8.00	90.0	12.8	3	7.0	DIN 374/ANSI
		1.319																				*.318*	*.315*	*3.543*	*.504*		*.276*	
MF 10x1	1.00	37.50	.381 x .286	E	6H	T300-XM102AB-M10X100	★	★	★	★	★	★	★	★	★	★	★	★	★	★	★	9.7	10.00	90.0	13.0	3	9.0	DIN 374/ANSI
		1.476																				*.381*	*.394*	*3.543*	*.512*		*.354*	
MF 14x1.5	1.50	70.30	.429 x .322	E	6H	T300-XM103AB-M14X150	★	★		★	★		★	★		★	★		★	★		10.9	14.00	100.0	15.0	3	12.5	DIN 374/ANSI
		2.768																				*.429*	*.551*	*3.937*	*.591*		*.492*	
MF 18x1.5	1.50	64.00	.542 x .406	E	6H	T300-XM103AB-M18X150	★		★	★		★	★		★	★		★	★		★	13.8	18.00	110.0	17.0	4	16.5	DIN 374/ANSI
		2.520																				*.542*	*.709*	*4.331*	*.669*		*.650*	

C166 C157 E9 E27 C154

Macho de corte CoroTap™ 300 con canal helicoidal

Forma de rosca: UNC

DIN 2184-1

ULDR 2.5
FHA 45°
SUBSTRATE HSS-PM

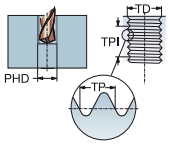

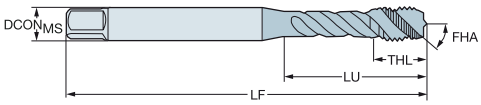

TDZ	TPI	LU	CZC_{MS}	THCHT	TCTR	Código de pedido	P						M						K						N						S						Dimensiones, mm, pulg.						
							B110	B145	B150	C110	C145	C150	B110	B145	B150	C110	C145	C150	B110	B145	B150	C110	C145	C150	B110	B145	B150	C110	C145	C150	B110	B145	B150	C110	C145	C150	$DCON_{MS}$	TD	LF	THL	NOF	PHD	BSG
UNC #4-40	40.00	18.00	3.50 x 2.70	C	2B	T300-XM100DE-4-40				★	★	★				★	★	★				★	★	★				★	★	★				★	★	★	3.5	2.84	56.0	5.6	3	2.4	DIN 2184-1
		.709																																			*.138*	*.112*	*2.205*	*.220*		*.093*	
UNC #5-40	40.00	18.00	3.50 x 2.70	C	2B	T300-XM100DE-5-40				★	★	★				★	★	★				★	★	★				★	★	★				★	★	★	3.5	3.18	56.0	5.6	3	2.7	DIN 2184-1
		.709																																			*.138*	*.125*	*2.205*	*.220*		*.104*	
UNC #6-32	32.00	20.00	4.00 x 3.00	C	2B	T300-XM100DE-6-32				★	★	★				★	★	★				★	★	★				★	★	★				★	★	★	4.0	3.51	56.0	6.5	3	2.9	DIN 2184-1
		.787																																			*.157*	*.138*	*2.205*	*.256*		*.112*	
UNC #8-32	32.00	21.00	4.50 x 3.40	C	2B	T300-XM100DE-8-32				★	★	★				★	★	★				★	★	★				★	★	★				★	★	★	4.5	4.17	63.0	6.5	3	3.5	DIN 2184-1
		.827																																			*.177*	*.164*	*2.480*	*.256*		*.138*	
UNC #10-24	24.00	25.00	6.00 x 4.90	C	2B	T300-XM100DE-10-24				★	★	★				★	★	★				★	★	★				★	★	★				★	★	★	6.0	4.83	70.0	8.0	3	3.9	DIN 2184-1
		.984																																			*.236*	*.190*	*2.756*	*.315*		*.154*	
UNC #12-24	24.00	30.00	6.00 x 4.90	C	2B	T300-XM100DE-12-24				★	★	★				★	★	★				★	★	★				★	★	★				★	★	★	6.0	5.49	80.0	10.0	3	4.5	DIN 2184-1
		1.181																																			*.236*	*.216*	*3.150*	*.394*		*.177*	
UNC 1/4-20	20.00	30.00	7.00 x 5.50	C	2B	T300-XM100DE-1/4				★	★	★				★	★	★				★	★	★				★	★	★				★	★	★	7.0	6.35	80.0	10.0	3	5.1	DIN 2184-1
		1.181																																			*.276*	*.250*	*3.150*	*.394*		*.201*	
UNC 5/16-18	18.00	35.00	8.00 x 6.20	C	2B	T300-XM100DE-5/16				★	★	★				★	★	★				★	★	★				★	★	★				★	★	★	8.0	7.94	90.0	12.0	3	6.6	DIN 2184-1
		1.378																																			*.315*	*.313*	*3.543*	*.472*		*.260*	
UNC 3/8-16	16.00	39.00	10.00 x 8.00	C	2B	T300-XM100DE-3/8				★	★	★				★	★	★				★	★	★				★	★	★				★	★	★	10.0	9.53	100.0	15.0	3	8.0	DIN 2184-1
		1.535																																			*.394*	*.375*	*3.937*	*.591*		*.315*	
UNC 7/16-14	14.00	75.75	8.00 x 6.20	C	2B	T300-XM101DE-7/16				★	★	★				★	★	★				★	★	★				★	★	★				★	★	★	8.0	11.11	100.0	15.0	3	9.4	DIN 2184-1
		2.982																																			*.315*	*.438*	*3.937*	*.591*		*.370*	
UNC 1/2-13	13.00	82.75	9.00 x 7.00	C	2B	T300-XM101DE-1/2				★	★	★				★	★	★				★	★	★				★	★	★				★	★	★	9.0	12.70	110.0	18.0	3	10.8	DIN 2184-1
		3.258																																			*.354*	*.500*	*4.331*	*.709*		*.425*	
UNC 5/8-11	11.00	67.75	12.00 x 9.00	C	2B	T300-XM101DE-5/8				★	★	★				★	★	★				★	★	★				★	★	★				★	★	★	12.0	15.88	110.0	20.0	4	13.5	DIN 2184-1
		2.667																																			*.472*	*.625*	*4.331*	*.787*		*.531*	
UNC 3/4-10	10.00	80.75	14.00 x 11.00	C	2B	T300-XM101DE-3/4	★	★	★				★	★	★				★	★	★				★	★	★				★	★	★				14.0	19.05	125.0	25.0	4	16.5	DIN 2184-1
		3.179																																			*.551*	*.750*	*4.921*	*.984*		*.650*	
UNC 7/8-9	9.00	92.75	18.00 x 14.50	C	2B	T300-XM101DE-7/8	★	★	★				★	★	★				★	★	★				★	★	★				★	★	★				18.0	22.23	140.0	25.0	4	19.5	DIN 2184-1
		3.652																																			*.709*	*.875*	*5.512*	*.984*		*.768*	
UNC 1"-8	8.00	112.75	18.00 x 14.50	C	2B	T300-XM101DE-1	★	★	★				★	★	★				★	★	★				★	★	★				★	★	★				18.0	25.40	160.0	30.0	4	22.3	DIN 2184-1
		4.439																																			*.709*	*1.000*	*6.299*	*1.181*		*.876*	

C166 C157 E9 E27 C154

Macho de corte CoroTap™ 300 con canal helicoidal

Forma de rosca: UNC

DIN 2184-1/ANSI

ULDR 2.5
FHA 48°
SUBSTRATE HSS-PM

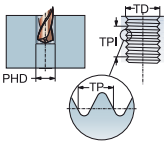

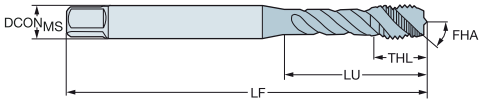

TDZ	TPI	LU	CZC$_{MS}$	THCHT	TCTR	Código de pedido	P C110	P C145	P C150	M C110	M C145	M C150	K C110	K C145	K C150	N C110	N C145	N C150	S C110	S C145	S C150	DCON$_{MS}$	TD	LF	THL	NOF	PHD	BSG
UNC #2-56	56.00	11.99	.141 x .110	C	3BX	T300-XM100AE-2-56	★	★	★	★	★	★	★	★	★	★	★	★	★	★	★	3.6	2.18	45.0	4.0	3	1.9	DIN 2184-1/ANSI
		.472																				.141	.086	1.772	.157		.073	
UNC #4-40	40.00	17.50	.141 x .110	C	3BX	T300-XM100AE-4-40	★	★	★	★	★	★	★	★	★	★	★	★	★	★	★	3.6	2.84	56.0	7.1	3	2.4	DIN 2184-1/ANSI
		.689																				.141	.112	2.205	.280		.093	
UNC #5-40	40.00	17.50	.141 x .110	C	3BX	T300-XM100AE-5-40	★		★	★		★	★		★	★		★	★		★	3.6	3.18	56.0	6.6	3	2.7	DIN 2184-1/ANSI
		.689																				.141	.125	2.205	.260		.104	
UNC #6-32	32.00	20.50	.141 x .110	C	3BX	T300-XM100AE-6-32	★	★	★	★	★	★	★	★	★	★	★	★	★	★	★	3.6	3.51	56.0	7.2	3	2.9	DIN 2184-1/ANSI
		.807																				.141	.138	2.205	.283		.112	
UNC #8-32	32.00	21.50	.168 x .131	C	3BX	T300-XM100AE-8-32	★	★	★	★	★	★	★	★	★	★	★	★	★	★	★	4.3	4.17	63.0	7.7	3	3.5	DIN 2184-1/ANSI
		.846																				.168	.164	2.480	.303		.138	
UNC #10-24	24.00	28.00	.194 x .152	C	3BX	T300-XM100AE-10-24	★	★	★	★	★	★	★	★	★	★	★	★	★	★	★	4.9	4.83	70.0	9.1	3	3.9	DIN 2184-1/ANSI
		1.102																				.194	.190	2.756	.358		.154	
UNC #12-24	24.00	25.50	.220 x .165	C	3BX	T300-XM100AE-12-24	★	★	★	★	★	★	★	★	★	★	★	★	★	★	★	5.6	5.49	80.0	9.9	3	4.5	DIN 2184-1/ANSI
		1.004																				.220	.216	3.150	.390		.177	
UNC 1/4-20	20.00	25.00	.255 x .191	C	3BX	T300-XM100AE-1/4	★	★	★	★	★	★	★	★	★	★	★	★	★	★	★	6.5	6.35	80.0	11.0	3	5.1	DIN 2184-1/ANSI
		.984																				.255	.250	3.150	.433		.201	
UNC 5/16-18	18.00	34.00	.318 x .238	C	3BX	T300-XM100AE-5/16	★	★	★	★	★	★	★	★	★	★	★	★	★	★	★	8.1	7.94	90.0	13.1	3	6.6	DIN 2184-1/ANSI
		1.339																				.318	.313	3.543	.516		.260	
UNC 3/8-16	16.00	39.00	.381 x .286	C	3BX	T300-XM100AE-3/8	★	★	★	★	★	★	★	★	★	★	★	★	★	★	★	9.7	9.53	100.0	16.8	3	8.0	DIN 2184-1/ANSI
		1.535																				.381	.375	3.937	.661		.315	
UNC 7/16-14	14.00	72.59	.323 x .242	C	3BX	T300-XM101AE-7/16	★	★	★	★	★	★	★	★	★	★	★	★	★	★	★	8.2	11.11	100.0	15.0	3	9.4	DIN 2184-1/ANSI
		2.858																				.323	.438	3.937	.591		.370	
UNC 1/2-13	13.00	81.82	.367 x .275	C	3BX	T300-XM101AE-1/2	★	★	★	★	★	★	★	★	★	★	★	★	★	★	★	9.3	12.70	110.0	18.0	3	10.8	DIN 2184-1/ANSI
		3.221																				.367	.500	4.331	.709		.425	
UNC 9/16-12	12.00	80.30	.429 x .322	C	3BX	T300-XM101AE-9/16	★	★		★	★		★	★		★	★		★	★		10.9	14.29	110.0	20.1	3	12.2	DIN 2184-1/ANSI
		3.161																				.429	.563	4.331	.791		.480	
UNC 5/8-11	11.00	65.78	.480 x .360	C	3BX	T300-XM101AE-5/8	★	★	★	★	★	★	★	★	★	★	★	★	★	★	★	12.2	15.88	110.0	20.1	4	13.5	DIN 2184-1/ANSI
		2.590																				.480	.625	4.331	.791		.531	
UNC 3/4-10	10.00	77.47	.590 x .442	C	3BX	T300-XM101AE-3/4	★	★	★	★	★	★	★	★	★	★	★	★	★	★	★	15.0	19.05	125.0	24.9	4	16.5	DIN 2184-1/ANSI
		3.050																				.590	.750	4.921	.980		.650	
UNC 7/8-9	9.00	90.95	.697 x .523	C	3BX	T300-XM101AE-7/8	★	★		★	★		★	★		★	★		★	★		17.7	22.23	140.0	24.9	4	19.5	DIN 2184-1/ANSI
		3.581																				.697	.875	5.512	.980		.768	
UNC 1"-8	8.00	95.43	.800 x .600	C	3BX	T300-XM101AE-1	★	★		★	★		★	★		★	★		★	★		20.3	25.40	160.0	30.0	4	22.3	DIN 2184-1/ANSI
		3.757																				.800	1.000	6.299	1.181		.876	
UNC #2-56	56.00	15.00	.141 x .110	E	3BX	T300-XM102AE-2-56	★	★	★	★	★	★	★	★	★	★	★	★	★	★	★	3.6	2.18	45.0	4.0	3	1.9	DIN 2184-1/ANSI
		.591																				.141	.086	1.772	.157		.073	
UNC #4-40	40.00	17.50	.141 x .110	E	3BX	T300-XM102AE-4-40	★	★	★	★	★	★	★	★	★	★	★	★	★	★	★	3.6	2.84	56.0	7.1	3	2.4	DIN 2184-1/ANSI
		.689																				.141	.112	2.205	.280		.093	
UNC #5-40	40.00	17.50	.141 x .110	E	3BX	T300-XM102AE-5-40	★	★		★	★		★	★		★	★		★	★		3.6	3.18	56.0	6.6	3	2.7	DIN 2184-1/ANSI
		.689																				.141	.125	2.205	.260		.104	
UNC #6-32	32.00	20.50	.141 x .110	E	3BX	T300-XM102AE-6-32	★	★	★	★	★	★	★	★	★	★	★	★	★	★	★	3.6	3.51	56.0	7.2	3	2.9	DIN 2184-1/ANSI
		.807																				.141	.138	2.205	.283		.112	
UNC #8-32	32.00	21.50	.168 x .131	E	3BX	T300-XM102AE-8-32	★	★	★	★	★	★	★	★	★	★	★	★	★	★	★	4.3	4.17	63.0	7.7	3	3.5	DIN 2184-1/ANSI
		.846																				.168	.164	2.480	.303		.138	
UNC #10-24	24.00	28.00	.194 x .152	E	3BX	T300-XM102AE-10-24	★	★	★	★	★	★	★	★	★	★	★	★	★	★	★	4.9	4.83	70.0	9.1	3	3.9	DIN 2184-1/ANSI
		1.102																				.194	.190	2.756	.358		.154	
UNC #12-24	24.00	24.80	.255 x .191	E	3BX	T300-XM102AE-12-24		★	★		★	★		★	★		★	★		★	★	6.5	5.49	80.0	9.9	3	4.5	DIN 2184-1/ANSI
		.976																				.255	.216	3.150	.390		.177	
UNC 1/4-20	20.00	25.00	.255 x .191	E	3BX	T300-XM102AE-1/4	★	★	★	★	★	★	★	★	★	★	★	★	★	★	★	6.5	6.35	80.0	11.0	3	5.1	DIN 2184-1/ANSI
		.984																				.255	.250	3.150	.433		.201	
UNC 5/16-18	18.00	34.00	.318 x .238	E	3BX	T300-XM102AE-5/16	★	★	★	★	★	★	★	★	★	★	★	★	★	★	★	8.1	7.94	90.0	13.1	3	6.6	DIN 2184-1/ANSI
		1.339																				.318	.313	3.543	.516		.260	
UNC 3/8-16	16.00	39.00	.381 x .286	E	3BX	T300-XM102AE-3/8	★	★	★	★	★	★	★	★	★	★	★	★	★	★	★	9.7	9.53	100.0	16.8	3	8.0	DIN 2184-1/ANSI
		1.535																				.381	.375	3.937	.661		.315	

C166 C157 E9 E27 C154

Macho de corte CoroTap™ 300 con canal helicoidal

Forma de rosca: UNC

DIN 2184-1/ANSI

ULDR 2.5
FHA 48°
SUBSTRATE HSS-PM

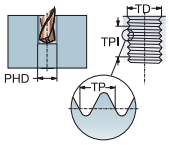

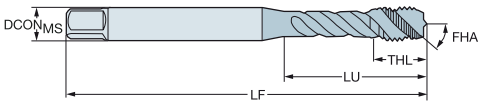

TDZ	TPI	LU	CZC_{MS}	THCHT	TCTR	Código de pedido	P C110	P C145	P C150	M C110	M C145	M C150	K C110	K C145	K C150	N C110	N C145	N C150	S C110	S C145	S C150	Dimensiones, mm, pulg. $DCON_{MS}$	TD	LF	THL	NOF	PHD	BSG
UNC 7/16-14	14.00	72.59	.323 x .242	E	3BX	T300-XM103AE-7/16	★			★			★			★			★			8.2	11.11	100.0	15.0	3	9.4	DIN 2184-1/ANSI
		2.858																				*.323*	*.438*	*3.937*	*.591*		*.370*	
UNC 1/2-13	13.00	81.82	.367 x .275	E	3BX	T300-XM103AE-1/2	★	★	★	★	★	★	★	★	★	★	★	★	★	★	★	9.3	12.70	110.0	18.0	3	10.8	DIN 2184-1/ANSI
		3.221																				*.367*	*.500*	*4.331*	*.709*		*.425*	
UNC 9/16-12	12.00	80.30	.429 x .322	E	3BX	T300-XM103AE-9/16	★	★	★	★	★	★	★	★	★	★	★	★	★	★	★	10.9	14.29	110.0	20.1	3	12.2	DIN 2184-1/ANSI
		3.161																				*.429*	*.563*	*4.331*	*.791*		*.480*	
UNC 5/8-11	11.00	65.78	.480 x .360	E	3BX	T300-XM103AE-5/8	★	★	★	★	★	★	★	★	★	★	★	★	★	★	★	12.2	15.88	110.0	20.1	4	13.5	DIN 2184-1/ANSI
		2.590																				*.480*	*.625*	*4.331*	*.791*		*.531*	
UNC 3/4-10	10.00	77.47	.590 x .442	E	3BX	T300-XM103AE-3/4	★	★	★	★	★	★	★	★	★	★	★	★	★	★	★	15.0	19.05	125.0	24.9	4	16.5	DIN 2184-1/ANSI
		3.050																				*.590*	*.750*	*4.921*	*.980*		*.650*	
UNC 7/8-9	9.00	90.95	.697 x .523	E	3BX	T300-XM103AE-7/8	★	★	★	★	★	★	★	★	★	★	★	★	★	★	★	17.7	22.23	140.0	24.9	4	19.5	DIN 2184-1/ANSI
		3.581																				*.697*	*.875*	*5.512*	*.980*		*.768*	
UNC 1"-8	8.00	95.43	.800 x .600	E	3BX	T300-XM103AE-1	★	★	★	★	★	★	★	★	★	★	★	★	★	★	★	20.3	25.40	160.0	30.0	4	22.3	DIN 2184-1/ANSI
		3.757																				*.800*	*1.000*	*6.299*	*1.181*		*.876*	

C166 C157 E9 E27 C154

SPA

Macho de corte CoroTap™ 300 con canal helicoidal

Forma de rosca: UNF

DIN 2184-1

ULDR 2.5
FHA 45°
SUBSTRATE HSS-PM

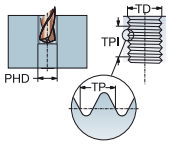

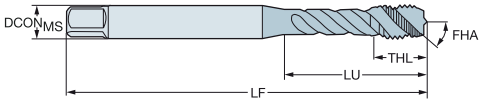

TDZ	TPI	LU	CZC_{MS}	THCHT	TCTR	Código de pedido	P B110	P B145	P B150	P C110	P C145	P C150	M B110	M B145	M B150	M C110	M C145	M C150	K B110	K B145	K B150	K C110	K C145	K C150	N B110	N B145	N B150	N C110	N C145	N C150	S B110	S B145	S B150	S C110	S C145	S C150	Dimensiones, mm, pulg. $DCON_{MS}$	TD	LF	THL	NOF	PHD	BSG
UNF #8-36	36.00	21.00	4.50 x 3.40	C	2B	T300-XM100DF-8-36				★	★	★				★	★	★				★	★	★				★	★	★				★	★	★	4.5	4.17	63.0	6.5	3	3.5	DIN 2184-1
		.827																																			*.177*	*.164*	*2.480*	*.256*		*.138*	
UNF #10-32	32.00	25.00	6.00 x 4.90	C	2B	T300-XM100DF-10-32				★	★	★				★	★	★				★	★	★				★	★	★				★	★	★	6.0	4.83	70.0	7.3	3	4.1	DIN 2184-1
		.984																																			*.236*	*.190*	*2.756*	*.287*		*.161*	
UNF 1/4-28	28.00	30.00	7.00 x 5.50	C	2B	T300-XM100DF-1/4				★	★	★				★	★	★				★	★	★				★	★	★				★	★	★	7.0	6.35	80.0	10.0	3	5.5	DIN 2184-1
		1.181																																			*.276*	*.250*	*3.150*	*.394*		*.217*	
UNF 5/16-24	24.00	35.00	8.00 x 6.20	C	2B	T300-XM100DF-5/16				★	★	★				★	★	★				★	★	★				★	★	★				★	★	★	8.0	7.94	90.0	12.0	3	6.9	
		1.378																																			*.315*	*.313*	*3.543*	*.472*		*.272*	
UNF 3/8-24	24.00	39.00	10.00 x 8.00	C	2B	T300-XM100DF-3/8				★	★	★				★	★	★				★	★	★				★	★	★				★	★	★	10.0	9.53	100.0	15.0	3	8.5	DIN 2184-1
		1.535																																			*.394*	*.375*	*3.937*	*.591*		*.335*	
UNF 7/16-20	20.00	75.75	8.00 x 6.20	C	2B	T300-XM101DF-7/16				★	★	★				★	★	★				★	★	★				★	★	★				★	★	★	8.0	11.11	100.0	15.0	3	9.9	DIN 2184-1
		2.982																																			*.315*	*.438*	*3.937*	*.591*		*.390*	
UNF 1/2-20	20.00	83.00	9.00 x 7.00	C	2B	T300-XM101DF-1/2				★	★	★				★	★	★				★	★	★				★	★	★				★	★	★	9.0	12.70	110.0	18.0	3	11.5	DIN 2184-1
		3.268																																			*.354*	*.500*	*4.331*	*.709*		*.453*	
UNF 5/8-18	18.00	67.75	12.00 x 9.00	C	2B	T300-XM101DF-5/8				★	★	★				★	★	★				★	★	★				★	★	★				★	★	★	12.0	15.88	110.0	20.0	4	14.5	DIN 2184-1
		2.667																																			*.472*	*.625*	*4.331*	*.787*		*.571*	
UNF 3/4-16	16.00	77.50	14.00 x 11.00	C	2B	T300-XM101DF-3/4	★	★	★				★	★	★				★	★	★				★	★	★				★	★	★				14.0	19.05	125.0	25.0	4	17.5	DIN 2184-1
		3.051																																			*.551*	*.750*	*4.921*	*.984*		*.689*	
UNF 7/8-14	14.00	92.75	18.00 x 14.50	C	2B	T300-XM101DF-7/8	★	★	★				★	★	★				★	★	★				★	★	★				★	★	★				18.0	22.23	140.0	25.0	4	20.4	DIN 2184-1
		3.652																																			*.709*	*.875*	*5.512*	*.984*		*.803*	
UNF 1"-12	12.00	113.00	18.00 x 14.50	C	2B	T300-XM101DF-1	★	★					★	★					★	★					★	★					★	★					18.0	25.40	160.0	30.0	4	23.3	DIN 2184-1
		4.449																																			*.709*	*1.000*	*6.299*	*1.181*		*.915*	

C166 C157 E9 E27 C154

Macho de corte CoroTap™ 300 con canal helicoidal

Forma de rosca: UNF

DIN 2184-1/ANSI

ULDR 2.5
FHA 45°
SUBSTRATE HSS-PM

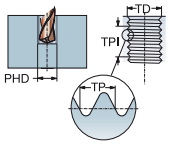

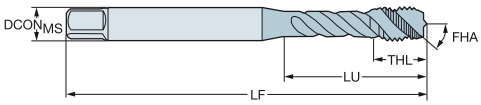

TDZ	TPI	LU	CZC_{MS}	THCHT	TCTR	Código de pedido	P C110	P C145	P C150	M C110	M C145	M C150	K C110	K C145	K C150	N C110	N C145	N C150	S C110	S C145	S C150	$DCON_{MS}$	TD	LF	THL	NOF	PHD	BSG
UNF #4-48	48.00	17.50	.141 x .110	C	3BX	T300-XM100AF-4-48	★	★	★	★	★	★	★	★	★	★	★	★	★	★	★	3.6	2.84	56.0	7.1	3	2.4	DIN 2184-1/ANSI
		.689																				*.141*	*.112*	*2.205*	*.280*		*.094*	
UNF #6-40	40.00	20.50	.141 x .110	C	3BX	T300-XM100AF-6-40	★			★			★			★			★			3.6	3.51	56.0	7.1	3	3.0	DIN 2184-1/ANSI
		.807																				*.141*	*.138*	*2.205*	*.280*		*.116*	
UNF #8-36	36.00	21.50	.168 x .131	C	3BX	T300-XM100AF-8-36	★			★			★			★			★			4.3	4.17	63.0	7.7	3	3.5	DIN 2184-1/ANSI
		.846																				*.168*	*.164*	*2.480*	*.303*		*.138*	
UNF #10-32	32.00	28.00	.194 x .152	C	3BX	T300-XM100AF-10-32	★	★	★	★	★	★	★	★	★	★	★	★	★	★	★	4.9	4.83	70.0	8.9	3	4.1	DIN 2184-1/ANSI
		1.102																				*.194*	*.190*	*2.756*	*.350*		*.161*	
UNF #12-28	28.00	31.00	.220 x .165	C	3BX	T300-XM100AF-12-28	★	★		★	★		★	★		★	★		★	★		5.6	5.49	80.0	9.9	3	4.6	DIN 2184-1/ANSI
		1.220																				*.220*	*.216*	*3.150*	*.390*		*.181*	
UNF 1/4-28	28.00	25.00	.255 x .191	C	3BX	T300-XM100AF-1/4	★	★	★	★	★	★	★	★	★	★	★	★	★	★	★	6.5	6.35	80.0	10.8	3	5.5	DIN 2184-1/ANSI
		.984																				*.255*	*.250*	*3.150*	*.425*		*.217*	
UNF 5/16-24	24.00	34.00	.318 x .238	C	3BX	T300-XM100AF-5/16	★	★	★	★	★	★	★	★	★	★	★	★	★	★	★	8.1	7.94	90.0	12.9	3	6.9	DIN 2184-1/ANSI
		1.339																				*.318*	*.313*	*3.543*	*.508*		*.272*	
UNF 3/8-24	24.00	37.50	.381 x .286	C	3BX	T300-XM100AF-3/8	★	★	★	★	★	★	★	★	★	★	★	★	★	★	★	9.7	9.53	90.0	15.0	3	8.5	DIN 2184-1/ANSI
		1.476																				*.381*	*.375*	*3.543*	*.591*		*.335*	
UNF 7/16-20	20.00	72.59	.367 x .275	C	3BX	T300-XM101AF-7/16	★	★	★	★	★	★	★	★	★	★	★	★	★	★	★	9.3	11.11	100.0	15.0	3	9.9	DIN 2184-1/ANSI
		2.858																				*.367*	*.438*	*3.937*	*.591*		*.390*	
UNF 1/2-20	20.00	71.82	.367 x .275	C	3BX	T300-XM101AF-1/2	★	★	★	★	★	★	★	★	★	★	★	★	★	★	★	9.3	12.70	100.0	18.0	3	11.5	DIN 2184-1/ANSI
		2.828																				*.367*	*.500*	*3.937*	*.709*		*.453*	
UNF 9/16-18	18.00	70.30	.429 x .322	C	3BX	T300-XM101AF-9/16	★	★	★	★	★	★	★	★	★	★	★	★	★	★	★	10.9	14.29	100.0	19.1	3	12.9	DIN 2184-1/ANSI
		2.768																				*.429*	*.563*	*3.937*	*.752*		*.508*	
UNF 5/8-18	18.00	55.78	.480 x .360	C	3BX	T300-XM101AF-5/8	★	★	★	★	★	★	★	★	★	★	★	★	★	★	★	12.2	15.88	100.0	20.1	4	14.5	DIN 2184-1/ANSI
		2.196																				*.480*	*.625*	*3.937*	*.791*		*.571*	
UNF 3/4-16	16.00	62.47	.590 x .442	C	3BX	T300-XM101AF-3/4	★	★	★	★	★	★	★	★	★	★	★	★	★	★	★	15.0	19.05	110.0	24.9	4	17.5	DIN 2184-1/ANSI
		2.459																				*.590*	*.750*	*4.331*	*.980*		*.689*	
UNF 7/8-14	14.00	75.95	.697 x .523	C	3BX	T300-XM101AF-7/8	★		★	★		★	★		★	★		★	★		★	17.7	22.23	125.0	24.9	4	20.4	DIN 2184-1/ANSI
		2.990																				*.697*	*.875*	*4.921*	*.980*		*.803*	
UNF 1"-12	12.00	75.43	.800 x .600	C	3BX	T300-XM101AF-1-12			★			★			★			★			★	20.3	25.40	140.0	26.9	4	23.3	DIN 2184-1/ANSI
		2.970																				*.800*	*1.000*	*5.512*	*1.059*		*.915*	
UNF #4-48	48.00	17.50	.141 x .110	E	3BX	T300-XM102AF-4-48		★	★		★	★		★	★		★	★		★	★	3.6	2.84	56.0	7.1	3	2.4	DIN 2184-1/ANSI
		.689																				*.141*	*.112*	*2.205*	*.280*		*.094*	
UNF #6-40	40.00	20.50	.141 x .110	E	3BX	T300-XM102AF-6-40	★		★	★		★	★		★	★		★	★		★	3.6	3.51	56.0	7.1	3	3.0	DIN 2184-1/ANSI
		.807																				*.141*	*.138*	*2.205*	*.280*		*.116*	
UNF #8-36	36.00	21.50	.168 x .131	E	3BX	T300-XM102AF-8-36	★		★	★		★	★		★	★		★	★		★	4.3	4.17	63.0	7.7	3	3.5	DIN 2184-1/ANSI
		.846																				*.168*	*.164*	*2.480*	*.303*		*.138*	
UNF #10-32	32.00	28.00	.194 x .152	E	3BX	T300-XM102AF-10-32	★	★	★	★	★	★	★	★	★	★	★	★	★	★	★	4.9	4.83	70.0	8.9	3	4.1	DIN 2184-1/ANSI
		1.102																				*.194*	*.190*	*2.756*	*.350*		*.161*	
UNF #12-28	28.00	31.00	.220 x .165	E	3BX	T300-XM102AF-12-28	★	★		★	★		★	★		★	★		★	★		5.6	5.49	80.0	9.9	3	4.6	DIN 2184-1/ANSI
		1.220																				*.220*	*.216*	*3.150*	*.390*		*.181*	
UNF 1/4-28	28.00	25.00	.255 x .191	E	3BX	T300-XM102AF-1/4	★	★	★	★	★	★	★	★	★	★	★	★	★	★	★	6.5	6.35	80.0	10.8	3	5.5	DIN 2184-1/ANSI
		.984																				*.255*	*.250*	*3.150*	*.425*		*.217*	
UNF 5/16-24	24.00	34.00	.318 x .238	E	3BX	T300-XM102AF-5/16	★			★			★			★			★			8.1	7.94	90.0	12.9	3	6.9	DIN 2184-1/ANSI
		1.339																				*.318*	*.313*	*3.543*	*.508*		*.272*	
UNF 3/8-24	24.00	37.50	.381 x .286	E	3BX	T300-XM102AF-3/8	★	★	★	★	★	★	★	★	★	★	★	★	★	★	★	9.7	9.53	90.0	15.0	3	8.5	DIN 2184-1/ANSI
		1.476																				*.381*	*.375*	*3.543*	*.591*		*.335*	

C166 C157 E9 E27 C154

SPA

Macho de corte CoroTap™ 300 con canal helicoidal

Forma de rosca: UNF

DIN 2184-1/ANSI

ULDR 2.5
FHA 45°
SUBSTRATE HSS-PM

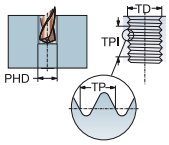

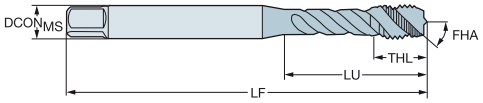

TDZ	TPI	LU	CZC_{MS}	THCHT	TCTR	Código de pedido	P C110	P C145	P C150	M C110	M C145	M C150	K C110	K C145	K C150	N C110	N C145	N C150	S C110	S C145	S C150	Dimensiones, mm, pulg. $DCON_{MS}$	TD	LF	THL	NOF	PHD	BSG
UNF 7/16-20	20.00	72.59	.323 x .242	E	3BX	T300-XM103AF-7/16	★	★	★	★	★	★	★	★	★	★	★	★	★	★	★	8.2	11.11	100.0	15.0	3	9.9	DIN 2184-1/ANSI
		2.858																				*.323*	*.438*	*3.937*	*.591*		*.390*	
UNF 1/2-20	20.00	71.82	.367 x .275	E	3BX	T300-XM103AF-1/2	★	★	★	★	★	★	★	★	★	★	★	★	★	★	★	9.3	12.70	100.0	18.0	3	11.5	DIN 2184-1/ANSI
		2.828																				*.367*	*.500*	*3.937*	*.709*		*.453*	
UNF 9/16-18	18.00	70.30	.429 x .322	E	3BX	T300-XM103AF-9/16	★	★	★	★	★	★	★	★	★	★	★	★	★	★	★	10.9	14.29	100.0	19.1	3	12.9	DIN 2184-1/ANSI
		2.768																				*.429*	*.563*	*3.937*	*.752*		*.508*	
UNF 5/8-18	18.00	55.78	.480 x .360	E	3BX	T300-XM103AF-5/8	★	★		★	★		★	★		★	★		★	★		12.2	15.88	100.0	20.1	4	14.5	DIN 2184-1/ANSI
		2.196																				*.480*	*.625*	*3.937*	*.791*		*.571*	
UNF 3/4-16	16.00	62.47	.590 x .442	E	3BX	T300-XM103AF-3/4	★		★	★		★	★		★	★		★	★		★	15.0	19.05	110.0	24.9	4	17.5	DIN 2184-1/ANSI
		2.459																				*.590*	*.750*	*4.331*	*.980*		*.689*	
UNF 7/8-14	14.00	75.95	.697 x .523	E	3BX	T300-XM103AF-7/8	★			★			★			★			★			17.7	22.23	125.0	24.9	4	20.4	DIN 2184-1/ANSI
		2.990																				*.697*	*.875*	*4.921*	*.980*		*.803*	
UNF 1"-12	12.00	75.43	.800 x .600	E	3BX	T300-XM103AF-1-12	★			★			★			★			★			20.3	25.40	140.0	26.9	4	23.3	DIN 2184-1/ANSI
		2.970																				*.800*	*1.000*	*5.512*	*1.059*		*.915*	

C166 C157 E9 E27 C154

Macho de corte CoroTap™ 300 con canal helicoidal

Forma de rosca: G

DIN 5156

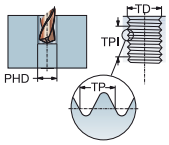

ULDR 2.5
FHA 45°
SUBSTRATE HSS-PM

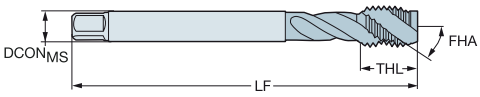

TDZ	TPI	LU	CZC$_{MS}$	THCHT	TCTR	Código de pedido	P						M						K						N						S						Dimensiones, mm, pulg.						
							B110	B145	B150	C110	C145	C150	B110	B145	B150	C110	C145	C150	B110	B145	B150	C110	C145	C150	B110	B145	B150	C110	C145	C150	B110	B145	B150	C110	C145	C150	DCON$_{MS}$	TD	LF	THL	NOF	PHD	BSG
G 1/8-28	28.00	67.00	7.00 x 5.50	C	NORMAL	T300-XM100DK-1/8				★	★	★				★	★	★				★	★	★				★	★	★				★	★	★	7.0	9.73	90.0	13.0	3	8.8	DIN 5156
		2.638																																			*.276*	*.383*	*3.543*	*.512*		*.346*	
G 1/4-19	19.00	71.00	11.00 x 9.00	C	NORMAL	T300-XM100DK-1/4				★	★	★				★	★	★				★	★	★				★	★	★				★	★	★	11.0	13.16	100.0	15.0	3	11.8	DIN 5156
		2.795																																			*.433*	*.518*	*3.937*	*.591*		*.465*	
G 3/8-19	19.00	58.00	12.00 x 9.00	C	NORMAL	T300-XM100DK-3/8				★	★	★				★	★	★				★	★	★				★	★	★				★	★	★	12.0	16.66	100.0	15.0	4	15.3	DIN 5156
		2.283																																			*.472*	*.656*	*3.937*	*.591*		*.600*	
G 1/2-14	14.00	80.00	16.00 x 12.00	C	NORMAL	T300-XM100DK-1/2	★	★	★				★	★	★				★	★	★				★	★	★				★	★	★				16.0	20.96	125.0	18.0	4	19.0	DIN 5156
		3.150																																			*.630*	*.825*	*4.921*	*.709*		*.748*	
G 5/8-14	14.00	78.00	18.00 x 14.50	C	NORMAL	T300-XM100DK-5/8	★	★					★	★					★	★					★	★					★	★					18.0	22.91	125.0	18.0	4	21.0	DIN 5156
		3.071																																			*.709*	*.902*	*4.921*	*.709*		*.827*	
G 3/4-14	14.00	77.00	20.00 x 16.00	C	NORMAL	T300-XM100DK-3/4	★	★	★				★	★	★				★	★	★				★	★	★				★	★	★				20.0	26.44	140.0	20.0	4	24.5	DIN 5156
		3.032																																			*.787*	*1.041*	*5.512*	*.787*		*.965*	
G 7/8-14	14.00	85.00	22.00 x 18.00	C	NORMAL	T300-XM100DK-7/8	★		★				★		★				★		★				★		★				★		★				22.0	30.20	150.0	20.0	4	28.3	DIN 5156
		3.346																																			*.866*	*1.189*	*5.906*	*.787*		*1.112*	
G 1"-11	11.00	93.00	25.00 x 20.00	C	NORMAL	T300-XM100DK-1	★	★	★				★	★	★				★	★	★				★	★	★				★	★	★				25.0	33.25	160.0	22.0	4	30.8	DIN 5156
		3.661																																			*.984*	*1.309*	*6.299*	*.866*		*1.211*	
G 1.1/8-11	11.00	101.00	28.00 x 22.00	C	NORMAL	T300-XM100DK-1.1/8			★					★							★						★						★				28.0	37.90	170.0	22.0	4	35.0	DIN 5156
		3.976																																			*1.102*	*1.492*	*6.693*	*.866*		*1.378*	
G 1.1/4-11	11.00	72.00	32.00 x 24.00	C	NORMAL	T300-XM100DK-1.1/4	★	★	★				★	★	★				★	★	★				★	★	★				★	★	★				32.0	41.91	170.0	22.0	4	39.5	DIN 5156
		2.835																																			*1.260*	*1.650*	*6.693*	*.866*		*1.555*	
G 1.1/2-11	11.00	87.00	36.00 x 29.00	C	NORMAL	T300-XM100DK-1.1/2		★	★					★	★					★	★					★	★					★	★				36.0	47.80	190.0	23.0	4	45.0	DIN 5156
		3.425																																			*1.417*	*1.882*	*7.480*	*.906*		*1.772*	

C166 C157 E9 E27 C154

SANDVIK Coromant

SPA

Macho de corte CoroTap™ 300 con canal helicoidal

Forma de rosca: NPT

DIN 2184-1/ANSI

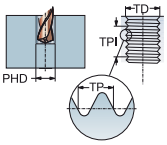

ULDR 1.5
FHA 15°
SUBSTRATE HSS-E

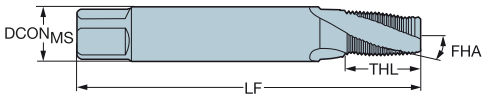

TDZ	TPI	LU	CZC_{MS}	THCHT	TCTR	Código de pedido	P B145	M B145	K B145	N B145	S B145	Dimensiones, mm, pulg. $DCON_{MS}$	TD	LF	THL	NOF	PHD	BSG
NPT 1/16-27	27.00	56.00	.313 x .234	C	NORMAL	T300-XM100AL-1/16	★	★	★	★	★	8.0	7.72	80.0	14.0	3	6.3	DIN 2184-1/ANSI
		2.205										*.313*	*.304*	*3.150*	*.551*		*.248*	
NPT 1/8-27	27.00	64.00	.437 x .328	C	NORMAL	T300-XM100AL-1/8	★	★	★	★	★	11.1	10.07	90.0	14.0	4	8.5	DIN 2184-1/ANSI
		2.520										*.437*	*.396*	*3.543*	*.551*		*.335*	
NPT 1/4-18	18.00	59.00	.562 x .421	C	NORMAL	T300-XM100AL-1/4	★	★	★	★	★	14.3	13.37	100.0	20.0	4	11.0	DIN 2184-1/ANSI
		2.323										*.562*	*.526*	*3.937*	*.787*		*.433*	
NPT 3/8-18	18.00	67.00	.700 x .531	C	NORMAL	T300-XM100AL-3/8	★	★	★	★	★	17.8	16.81	110.0	20.0	5	14.5	DIN 2184-1/ANSI
		2.638										*.700*	*.662*	*4.331*	*.787*		*.571*	
NPT 1/2-14	14.00	79.00	.687 x .515	C	NORMAL	T300-XM100AL-1/2	★	★	★	★	★	17.4	20.95	125.0	26.0	5	18.0	DIN 2184-1/ANSI
		3.110										*.687*	*.825*	*4.921*	*1.024*		*.709*	
NPT 3/4-14	14.00	78.00	.906 x .679	C	NORMAL	T300-XM100AL-3/4	★	★	★	★	★	23.0	26.29	140.0	26.0	5	23.0	DIN 2184-1/ANSI
		3.071										*.906*	*1.035*	*5.512*	*1.024*		*.906*	
NPT 1-11.5	11.50	58.00	1.125 x .843	C	NORMAL	T300-XM100AL-1	★	★	★	★	★	28.6	32.91	150.0	31.0	5	29.0	DIN 2184-1/ANSI
		2.283										*1.125*	*1.296*	*5.906*	*1.220*		*1.142*	

Forma de rosca: NPTF

ULDR 1.5
FHA 15°
SUBSTRATE HSS-E

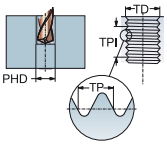

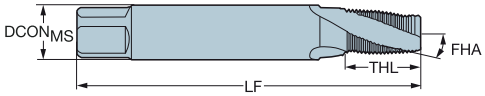

TDZ	TPI	LU	CZC_{MS}	THCHT	TCTR	Código de pedido	P B145	M B145	K B145	N B145	S B145	Dimensiones, mm, pulg. $DCON_{MS}$	TD	LF	THL	NOF	PHD	BSG
NPTF 1/16-27	27.00	56.00	.313 x .234	C	NORMAL	T300-XM100AM-1/16	★	★	★	★	★	8.0	7.64	80.0	14.0	3	6.2	DIN 2184-1/ANSI
		2.205										*.313*	*.301*	*3.150*	*.551*		*.244*	
NPTF 1/8-27	27.00	64.00	.437 x .328	C	NORMAL	T300-XM100AM-1/8	★	★	★	★	★	11.1	9.98	90.0	14.0	4	8.4	DIN 2184-1/ANSI
		2.520										*.437*	*.393*	*3.543*	*.551*		*.331*	
NPTF 1/4-18	18.00	59.00	.562 x .421	C	NORMAL	T300-XM100AM-1/4	★	★	★	★	★	14.3	13.31	100.0	20.0	4	10.9	DIN 2184-1/ANSI
		2.323										*.562*	*.524*	*3.937*	*.787*		*.429*	
NPTF 3/8-18	18.00	67.00	.700 x .531	C	NORMAL	T300-XM100AM-3/8	★	★	★	★	★	17.8	16.75	110.0	20.0	5	14.3	DIN 2184-1/ANSI
		2.638										*.700*	*.660*	*4.331*	*.787*		*.561*	
NPTF 1/2-14	14.00	79.00	.687 x .515	C	NORMAL	T300-XM100AM-1/2	★	★	★	★	★	17.4	20.92	125.0	26.0	5	17.8	DIN 2184-1/ANSI
		3.110										*.687*	*.824*	*4.921*	*1.024*		*.699*	
NPTF 3/4-14	14.00	78.00	.906 x .679	C	NORMAL	T300-XM100AM-3/4	★	★	★	★	★	23.0	26.27	140.0	26.0	5	23.0	DIN 2184-1/ANSI
		3.071										*.906*	*1.034*	*5.512*	*1.024*		*.906*	

C166 C157 E9 E27 C154

CoroTap™ 400

Aplicaciones

- Adecuados para agujeros pasantes y ciegos
- Disponibles en varias formas y estándares de rosca
- Profundidades de hasta 3.5 × diámetro

V C

Área de aplicación ISO:

P M N S

Ventajas y características

- Chaflán C (2-3 hilos) y chaflán E (1.5-2 hilos). El chaflán E se utiliza sobre todo en agujeros ciegos con poca separación.
- Machos de acero rápido con cobalto que mejoran la resistencia al desgaste.
- Machos de acero rápido pulvimetalúrgico que mejoran la tenacidad, la resistencia al desgaste y la vida útil de la herramienta.

- Machos que laminan la rosca en lugar de cortar
- Una solución libre de virutas
- No todos los materiales son adecuados debido a una cierta ductilidad. El límite de resistencia a la tracción es de 1200 N/mm2
- Tanto para agujeros pasantes como ciegos
- Disponible con y sin ranura de lubricación

www.sandvik.coromant.com/corotap400

CoroChuck™ 970, consulte nuestros catálogo de herramientas rotativas.

SPA

Macho de laminación CoroTap™ 400

Forma de rosca: métrica

DIN 2174

ULDR 3.0
SUBSTRATE HSS-E

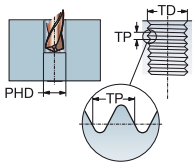

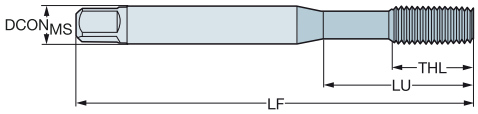

P N

							Dimensiones, mm, pulg.					
TDZ	TP	LU	CZC_{MS}	THCHT	TCTR	Código de pedido	$DCON_{MS}$	TD	LF	THL	NOF	BSG
M 1	0.25	20.00	2.50 x 2.10	C	5HX	E301M1	2.5	1.00	40.0	5.5	3	DIN 2174
		.787					*.098*	*.039*	*1.575*	*.217*		
M 1.2	0.25	20.00	2.50 x 2.10	C	5HX	E301M1.2	2.5	1.20	40.0	5.5	3	DIN 2174
		.787					*.098*	*.047*	*1.575*	*.217*		
M 1.4	0.30	20.00	2.50 x 2.10	C	5HX	E301M1.4	2.5	1.40	40.0	7.0	3	DIN 2174
		.787					*.098*	*.055*	*1.575*	*.276*		
M 1.6	0.35	20.00	2.50 x 2.10	C	6HX	E301M1.6	2.5	1.60	40.0	8.0	3	DIN 2174
		.787					*.098*	*.063*	*1.575*	*.315*		
M 1.7	0.35	20.00	2.50 x 2.10	C	6HX	E301M1.7	2.5	1.70	40.0	8.0	3	DIN 2174
		.787					*.098*	*.067*	*1.575*	*.315*		
M 1.8	0.35	20.00	2.50 x 2.10	C	6HX	E301M1.8	2.5	1.80	40.0	8.0	3	DIN 2174
		.787					*.098*	*.071*	*1.575*	*.315*		
M 2	0.40	11.00	2.80 x 2.10	C	6HX	E301M2	2.8	2.00	45.0	6.0	3	DIN 2174
		.433					*.110*	*.079*	*1.772*	*.236*		
M 2.2	0.45	12.00	2.80 x 2.10	C	6HX	E301M2.2	2.8	2.20	45.0	7.0	3	DIN 2174
		.472					*.110*	*.087*	*1.772*	*.276*		
M 2.3	0.40	12.00	2.80 x 2.10	C	6HX	E301M2.3	2.8	2.30	45.0	7.0	3	DIN 2174
		.472					*.110*	*.091*	*1.772*	*.276*		
M 2.5	0.45	14.00	2.80 x 2.10	C	6HX	E301M2.5	2.8	2.50	50.0	8.0	3	DIN 2174
		.551					*.110*	*.098*	*1.969*	*.315*		
M 2.6	0.45	14.00	2.80 x 2.10	C	6HX	E301M2.6	2.8	2.60	50.0	8.0	3	DIN 2174
		.551					*.110*	*.102*	*1.969*	*.315*		
M 3	0.50	18.00	3.50 x 2.70	C	6HX	E301M3	3.5	3.00	56.0	9.0	4	DIN 2174
		.709					*.138*	*.118*	*2.205*	*.354*		
M 3.5	0.60	20.00	4.00 x 3.00	C	6HX	E301M3.5	4.0	3.50	56.0	11.0	4	DIN 2174
		.787					*.157*	*.138*	*2.205*	*.433*		
M 4	0.70	21.00	4.50 x 3.40	C	6HX	E301M4	4.5	4.00	63.0	12.0	5	DIN 2174
		.827					*.177*	*.157*	*2.480*	*.472*		
M 5	0.80	25.00	6.00 x 4.90	C	6HX	E301M5	6.0	5.00	70.0	13.0	5	DIN 2174
		.984					*.236*	*.197*	*2.756*	*.512*		
M 6	1.00	30.00	6.00 x 4.90	C	6HX	E301M6	6.0	6.00	80.0	15.0	5	DIN 2174
		1.181					*.236*	*.236*	*3.150*	*.591*		
M 8	1.25	35.00	8.00 x 6.20	C	6HX	E301M8	8.0	8.00	90.0	18.0	5	DIN 2174
		1.378					*.315*	*.315*	*3.543*	*.709*		
M 10	1.50	39.00	10.00 x 8.00	C	6HX	E301M10	10.0	10.00	100.0	20.0	5	DIN 2174
		1.535					*.394*	*.394*	*3.937*	*.787*		
M 12	1.75	83.00	9.00 x 7.00	C	6HX	E301M12	9.0	12.00	110.0	23.0	5	DIN 2174
		3.268					*.354*	*.472*	*4.331*	*.906*		
M 16	2.00	68.00	12.00 x 9.00	C	6HX	E301M16	12.0	16.00	110.0	25.0	6	DIN 2174
		2.677					*.472*	*.630*	*4.331*	*.984*		
M 20	2.50	70.00	16.00 x 12.00	C	6HX	E301M20	16.0	20.00	140.0	30.0	7	DIN 2174
		2.756					*.630*	*.787*	*5.512*	*1.181*		
M 24	3.00	80.00	18.00 x 14.50	C	6HX	E301M24	18.0	24.00	160.0	36.0	8	DIN 2174
		3.150					*.709*	*.945*	*6.299*	*1.417*		

C170 C157 E9 C154

Macho de laminación CoroTap™ 400

Forma de rosca: métrica

DIN 2174

ULDR 3.0
SUBSTRATE HSS-E
COATING PVD TIN

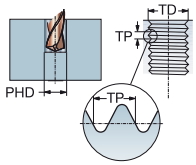

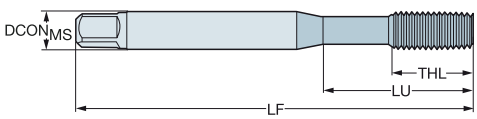

P M N S

							Dimensiones, mm, pulg.					
TDZ	TP	LU	CZC_{MS}	THCHT	TCTR	**Código de pedido**	$DCON_{MS}$	TD	LF	THL	NOF	BSG
M 1	0.25	20.00	2.50 x 2.10	C	5HX	E302M1	2.5	1.00	40.0	5.5	3	DIN 2174
		.787					*.098*	*.039*	*1.575*	*.217*		
M 1.2	0.25	20.00	2.50 x 2.10	C	5HX	E302M1.2	2.5	1.20	40.0	5.5	3	DIN 2174
		.787					*.098*	*.047*	*1.575*	*.217*		
M 1.4	0.30	20.00	2.50 x 2.10	C	5HX	E302M1.4	2.5	1.40	40.0	7.0	3	DIN 2174
		.787					*.098*	*.055*	*1.575*	*.276*		
M 1.6	0.35	20.00	2.50 x 2.10	C	6HX	E302M1.6	2.5	1.60	40.0	8.0	3	DIN 2174
		.787					*.098*	*.063*	*1.575*	*.315*		
M 1.7	0.35	20.00	2.50 x 2.10	C	6HX	E302M1.7	2.5	1.70	40.0	8.0	3	DIN 2174
		.787					*.098*	*.067*	*1.575*	*.315*		
M 1.8	0.35	20.00	2.50 x 2.10	C	6HX	E302M1.8	2.5	1.80	40.0	8.0	3	DIN 2174
		.787					*.098*	*.071*	*1.575*	*.315*		
M 2	0.40	11.00	2.80 x 2.10	C	6HX	E302M2	2.8	2.00	45.0	6.0	3	DIN 2174
		.433					*.110*	*.079*	*1.772*	*.236*		
M 2.2	0.45	12.00	2.80 x 2.10	C	6HX	E302M2.2	2.8	2.20	45.0	7.0	3	DIN 2174
		.472					*.110*	*.087*	*1.772*	*.276*		
M 2.3	0.40	12.00	2.80 x 2.10	C	6HX	E302M2.3	2.8	2.30	45.0	7.0	3	DIN 2174
		.472					*.110*	*.091*	*1.772*	*.276*		
M 2.5	0.45	14.00	2.80 x 2.10	C	6HX	E302M2.5	2.8	2.50	50.0	8.0	3	DIN 2174
		.551					*.110*	*.098*	*1.969*	*.315*		
M 2.6	0.45	14.00	2.80 x 2.10	C	6HX	E302M2.6	2.8	2.60	50.0	8.0	3	DIN 2174
		.551					*.110*	*.102*	*1.969*	*.315*		
M 3	0.50	18.00	3.50 x 2.70	C	6HX	E302M3	3.5	3.00	56.0	9.0	4	DIN 2174
		.709					*.138*	*.118*	*2.205*	*.354*		
M 3.5	0.60	20.00	4.00 x 3.00	C	6HX	E302M3.5	4.0	3.50	56.0	11.0	4	DIN 2174
		.787					*.157*	*.138*	*2.205*	*.433*		
M 4	0.70	21.00	4.50 x 3.40	C	6HX	E302M4	4.5	4.00	63.0	12.0	5	DIN 2174
		.827					*.177*	*.157*	*2.480*	*.472*		
M 5	0.80	25.00	6.00 x 4.90	C	6HX	E302M5	6.0	5.00	70.0	13.0	5	DIN 2174
		.984					*.236*	*.197*	*2.756*	*.512*		
M 6	1.00	30.00	6.00 x 4.90	C	6HX	E302M6	6.0	6.00	80.0	15.0	5	DIN 2174
		1.181					*.236*	*.236*	*3.150*	*.591*		
M 8	1.25	35.00	8.00 x 6.20	C	6HX	E302M8	8.0	8.00	90.0	18.0	5	DIN 2174
		1.378					*.315*	*.315*	*3.543*	*.709*		
M 10	1.50	39.00	10.00 x 8.00	C	6HX	E302M10	10.0	10.00	100.0	20.0	5	DIN 2174
		1.535					*.394*	*.394*	*3.937*	*.787*		
M 12	1.75	83.00	9.00 x 7.00	C	6HX	E302M12	9.0	12.00	110.0	23.0	5	DIN 2174
		3.268					*.354*	*.472*	*4.331*	*.906*		
M 16	2.00	68.00	12.00 x 9.00	C	6HX	E302M16	12.0	16.00	110.0	25.0	6	DIN 2174
		2.677					*.472*	*.630*	*4.331*	*.984*		
M 20	2.50	70.00	16.00 x 12.00	C	6HX	E302M20	16.0	20.00	140.0	30.0	7	DIN 2174
		2.756					*.630*	*.787*	*5.512*	*1.181*		
M 24	3.00	80.00	18.00 x 14.50	C	6HX	E302M24	18.0	24.00	160.0	36.0	8	DIN 2174
		3.150					*.709*	*.945*	*6.299*	*1.417*		

C170 C157 E9 C154

SANDVIK Coromant

SPA

Macho de laminación CoroTap™ 400

Forma de rosca: métrica

DIN 2174

ULDR 3.0
SUBSTRATE HSS-E
COATING PVD TIN

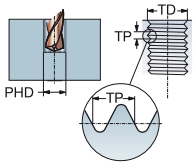

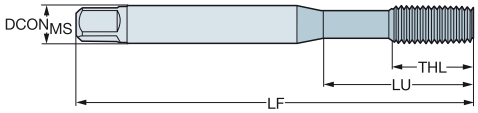

P M N S

							Dimensiones, mm, pulg.					
TDZ	TP	LU	CZC_{MS}	THCHT	TCTR	Código de pedido	$DCON_{MS}$	TD	LF	THL	NOF	BSG
M 3	0.50	18.00	3.50 x 2.70	E	6HX	E305M3	3.5	3.00	56.0	9.0	4	DIN 2174
		.709					*.138*	*.118*	*2.205*	*.354*		
M 4	0.70	21.00	4.50 x 3.40	E	6HX	E305M4	4.5	4.00	63.0	12.0	5	DIN 2174
		.827					*.177*	*.157*	*2.480*	*.472*		
M 5	0.80	25.00	6.00 x 4.90	E	6HX	E305M5	6.0	5.00	70.0	13.0	5	DIN 2174
		.984					*.236*	*.197*	*2.756*	*.512*		
M 6	1.00	30.00	6.00 x 4.90	E	6HX	E305M6	6.0	6.00	80.0	15.0	5	DIN 2174
		1.181					*.236*	*.236*	*3.150*	*.591*		
M 8	1.25	35.00	8.00 x 6.20	E	6HX	E305M8	8.0	8.00	90.0	18.0	5	DIN 2174
		1.378					*.315*	*.315*	*3.543*	*.709*		
M 10	1.50	39.00	10.00 x 8.00	E	6HX	E305M10	10.0	10.00	100.0	20.0	5	DIN 2174
		1.535					*.394*	*.394*	*3.937*	*.787*		
M 3	0.50	18.00	3.50 x 2.70	C	6GX	E309M3	3.5	3.00	56.0	9.0	4	DIN 2174
		.709					*.138*	*.118*	*2.205*	*.354*		
M 3.5	0.60	20.00	4.00 x 3.00	C	6GX	E309M3.5	4.0	3.50	56.0	11.0	4	DIN 2174
		.787					*.157*	*.138*	*2.205*	*.433*		
M 4	0.70	21.00	4.50 x 3.40	C	6GX	E309M4	4.5	4.00	63.0	12.0	5	DIN 2174
		.827					*.177*	*.157*	*2.480*	*.472*		
M 5	0.80	25.00	6.00 x 4.90	C	6GX	E309M5	6.0	5.00	70.0	13.0	5	DIN 2174
		.984					*.236*	*.197*	*2.756*	*.512*		
M 6	1.00	30.00	6.00 x 4.90	C	6GX	E309M6	6.0	6.00	80.0	15.0	5	DIN 2174
		1.181					*.236*	*.236*	*3.150*	*.591*		
M 8	1.25	35.00	8.00 x 6.20	C	6GX	E309M8	8.0	8.00	90.0	18.0	5	DIN 2174
		1.378					*.315*	*.315*	*3.543*	*.709*		
M 10	1.50	39.00	10.00 x 8.00	C	6GX	E309M10	10.0	10.00	100.0	20.0	5	DIN 2174
		1.535					*.394*	*.394*	*3.937*	*.787*		
M 12	1.75	83.00	9.00 x 7.00	C	6GX	E309M12	9.0	12.00	110.0	23.0	5	DIN 2174
		3.268					*.354*	*.472*	*4.331*	*.906*		
M 3	0.50	18.00	3.50 x 2.70	E	6GX	E310M3	3.5	3.00	56.0	9.0	4	DIN 2174
		.709					*.138*	*.118*	*2.205*	*.354*		
M 4	0.70	21.00	4.50 x 3.40	E	6GX	E310M4	4.5	4.00	63.0	12.0	5	DIN 2174
		.827					*.177*	*.157*	*2.480*	*.472*		
M 5	0.80	25.00	6.00 x 4.90	E	6GX	E310M5	6.0	5.00	70.0	13.0	5	DIN 2174
		.984					*.236*	*.197*	*2.756*	*.512*		
M 6	1.00	30.00	6.00 x 4.90	E	6GX	E310M6	6.0	6.00	80.0	15.0	5	DIN 2174
		1.181					*.236*	*.236*	*3.150*	*.591*		
M 8	1.25	35.00	8.00 x 6.20	E	6GX	E310M8	8.0	8.00	90.0	18.0	5	DIN 2174
		1.378					*.315*	*.315*	*3.543*	*.709*		
M 10	1.50	39.00	10.00 x 8.00	E	6GX	E310M10	10.0	10.00	100.0	20.0	5	DIN 2174
		1.535					*.394*	*.394*	*3.937*	*.787*		

C170 C157 E9 C154

Macho de laminación CoroTap™ 400

Forma de rosca: métrica

DIN 2174

ULDR 3.0
SUBSTRATE HSS-E
COATING PVD CRN

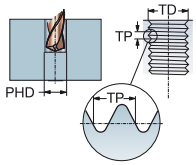

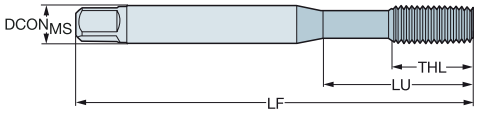

P M N S

TDZ	TP	LU	CZC_{MS}	THCHT	TCTR	Código de pedido	$DCON_{MS}$	TD	LF	THL	NOF	BSG
							Dimensiones, mm, pulg.					
M 3	0.50	18.00	3.50 x 2.70	C	6HX	E306M3	3.5	3.00	56.0	9.0	4	DIN 2174
		.709					*.138*	*.118*	*2.205*	*.354*		
M 4	0.70	21.00	4.50 x 3.40	C	6HX	E306M4	4.5	4.00	63.0	12.0	5	DIN 2174
		.827					*.177*	*.157*	*2.480*	*.472*		
M 5	0.80	25.00	6.00 x 4.90	C	6HX	E306M5	6.0	5.00	70.0	13.0	5	DIN 2174
		.984					*.236*	*.197*	*2.756*	*.512*		
M 6	1.00	30.00	6.00 x 4.90	C	6HX	E306M6	6.0	6.00	80.0	15.0	5	DIN 2174
		1.181					*.236*	*.236*	*3.150*	*.591*		
M 8	1.25	35.00	8.00 x 6.20	C	6HX	E306M8	8.0	8.00	90.0	18.0	5	DIN 2174
		1.378					*.315*	*.315*	*3.543*	*.709*		
M 10	1.50	39.00	10.00 x 8.00	C	6HX	E306M10	10.0	10.00	100.0	20.0	5	DIN 2174
		1.535					*.394*	*.394*	*3.937*	*.787*		
M 12	1.75	83.00	9.00 x 7.00	C	6HX	E306M12	9.0	12.00	110.0	23.0	5	DIN 2174
		3.268					*.354*	*.472*	*4.331*	*.906*		

C170 C157 E9 C154

SANDVIK Coromant

SPA

Macho de laminación CoroTap™ 400

Forma de rosca: métrica

DIN 2174

ULDR 3.5
SUBSTRATE HSS-E
COATING PVD TIN

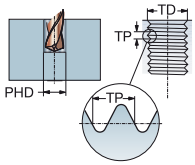

P M N S

TDZ	TP	LU	CZC$_{MS}$	THCHT	TCTR	Código de pedido	DCON$_{MS}$	TD	LF	THL	NOF	BSG
							Dimensiones, mm, pulg.					
M 3	0.50	18.00	3.50 x 2.70	C	6HX	E308M3	3.5	3.00	56.0	9.0	4	DIN 2174
		.709					*.138*	*.118*	*2.205*	*.354*		
M 4	0.70	21.00	4.50 x 3.40	C	6HX	E308M4	4.5	4.00	63.0	12.0	5	DIN 2174
		.827					*.177*	*.157*	*2.480*	*.472*		
M 5	0.80	25.00	6.00 x 4.90	C	6HX	E308M5	6.0	5.00	70.0	13.0	5	DIN 2174
		.984					*.236*	*.197*	*2.756*	*.512*		
M 6	1.00	30.00	6.00 x 4.90	C	6HX	E308M6	6.0	6.00	80.0	15.0	5	DIN 2174
		1.181					*.236*	*.236*	*3.150*	*.591*		
M 7	1.00	30.00	7.00 x 5.50	C	6HX	E308M7	7.0	7.00	80.0	15.0	5	DIN 2174
		1.181					*.276*	*.276*	*3.150*	*.591*		
M 8	1.25	35.00	8.00 x 6.20	C	6HX	E308M8	8.0	8.00	90.0	18.0	5	DIN 2174
		1.378					*.315*	*.315*	*3.543*	*.709*		
M 10	1.50	39.00	10.00 x 8.00	C	6HX	E308M10	10.0	10.00	100.0	20.0	5	DIN 2174
		1.535					*.394*	*.394*	*3.937*	*.787*		
M 12	1.75	83.00	9.00 x 7.00	C	6HX	E308M12	9.0	12.00	110.0	23.0	5	DIN 2174
		3.268					*.354*	*.472*	*4.331*	*.906*		
M 14	2.00	81.00	11.00 x 9.00	C	6HX	E308M14	11.0	14.00	110.0	25.0	6	DIN 2174
		3.189					*.433*	*.551*	*4.331*	*.984*		
M 16	2.00	68.00	12.00 x 9.00	C	6HX	E308M16	12.0	16.00	110.0	25.0	6	DIN 2174
		2.677					*.472*	*.630*	*4.331*	*.984*		
M 20	2.50	95.00	16.00 x 12.00	C	6HX	E308M20	16.0	20.00	140.0	30.0	7	DIN 2174
		3.740					*.630*	*.787*	*5.512*	*1.181*		
M 24	3.00	113.00	18.00 x 14.50	C	6HX	E308M24	18.0	24.00	160.0	36.0	8	DIN 2174
		4.449					*.709*	*.945*	*6.299*	*1.417*		

C170 C157 E9 C154

Macho de laminación CoroTap™ 400

Forma de rosca: métrica

DIN 2174

ULDR 3.5
SUBSTRATE HSS-E
COATING PVD TIN

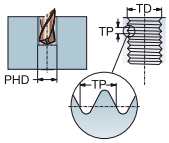

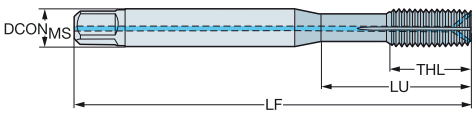

P M N S

									Dimensiones, mm, pulg.					
TDZ	TP	LU	CZC_{MS}	THCHT	TCTR	CNSC	CXSC	**Código de pedido**	$DCON_{MS}$	TD	LF	THL	NOF	BSG
M 5	0.80	21.00	6.00 x 4.90	C	6HX	1	2	**E315M5**	6.0	5.00	70.0	13.0	5	DIN 2174
		.827							*.236*	*.197*	*2.756*	*.512*		
M 6	1.00	26.00	6.00 x 4.90	C	6HX	1	2	**E315M6**	6.0	6.00	80.0	15.0	5	DIN 2174
		1.024							*.236*	*.236*	*3.150*	*.591*		
M 8	1.25	30.00	8.00 x 6.20	C	6HX	1	2	**E315M8**	8.0	8.00	90.0	18.0	5	DIN 2174
		1.181							*.315*	*.315*	*3.543*	*.709*		
M 10	1.50	33.00	10.00 x 8.00	C	6HX	1	2	**E315M10**	10.0	10.00	100.0	20.0	5	DIN 2174
		1.299							*.394*	*.394*	*3.937*	*.787*		
M 12	1.75	83.00	9.00 x 7.00	C	6HX	1	2	**E315M12**	9.0	12.00	110.0	23.0	5	DIN 2174
		3.268							*.354*	*.472*	*4.331*	*.906*		

CXSC 2 = salida de refrigerante radial

C170 C157 E9 E28 C154

SPA

Macho de laminación CoroTap™ 400

Forma de rosca: métrica

C-DIN 2174, DIN 2174

ULDR 3.0
SUBSTRATE HM
COATING PVD TICN

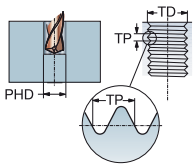

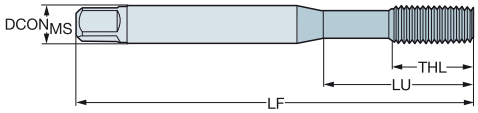

P M N S

TDZ	TP	LU	CZC$_{MS}$	THCHT	TCTR	Código de pedido	DCON$_{MS}$	TD	LF	THL	NOF	BSG
							Dimensiones, mm, pulg.					
M 3	0.50	10.00	3.50 x 2.70	C	6HX	**T115M3**	3.5	3.00	56.0	10.0	4	C-DIN 2174
		.394					*.138*	*.118*	*2.205*	*.394*		
M 4	0.70	13.00	4.50 x 3.40	C	6HX	**T115M4**	4.5	4.00	63.0	13.0	5	C-DIN 2174
		.512					*.177*	*.157*	*2.480*	*.512*		
M 5	0.80	16.00	6.00 x 4.90	C	6HX	**T115M5**	6.0	5.00	70.0	16.0	5	C-DIN 2174
		.630					*.236*	*.197*	*2.756*	*.630*		
M 6	1.00	30.00	6.00 x 4.90	C	6HX	**T115M6**	6.0	6.00	80.0	19.0	5	DIN 2174
		1.181					*.236*	*.236*	*3.150*	*.748*		
M 8	1.25	35.00	8.00 x 6.20	C	6HX	**T115M8**	8.0	8.00	90.0	22.0	5	DIN 2174
		1.378					*.315*	*.315*	*3.543*	*.866*		
M 10	1.50	39.00	10.00 x 8.00	C	6HX	**T115M10**	10.0	10.00	100.0	24.0	5	DIN 2174
		1.535					*.394*	*.394*	*3.937*	*.945*		

C170 C157 E9 C154

Macho de laminación CoroTap™ 400

Forma de rosca: métrica

C-DIN 2174, DIN 2174

ULDR 3.0
SUBSTRATE HM
COATING PVD TICN

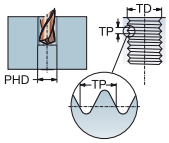

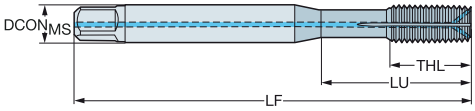

P M N S

									Dimensiones, mm, pulg.					
TDZ	TP	LU	CZC_{MS}	THCHT	TCTR	CNSC	CXSC	**Código de pedido**	$DCON_{MS}$	TD	LF	THL	NOF	BSG
M 5	0.80	16.00	6.00 x 4.90	C	6HX	1	1	**T116M5**	6.0	5.00	70.0	16.0	5	C-DIN 2174
		.630							*.236*	*.197*	*2.756*	*.630*		
M 6	1.00	30.00	6.00 x 4.90	C	6HX	1	1	**T116M6**	6.0	6.00	80.0	19.0	5	DIN 2174
		1.181							*.236*	*.236*	*3.150*	*.748*		
M 8	1.25	35.00	8.00 x 6.20	C	6HX	1	1	**T116M8**	8.0	8.00	90.0	22.0	5	DIN 2174
		1.378							*.315*	*.315*	*3.543*	*.866*		
M 10	1.50	39.00	10.00 x 8.00	C	6HX	1	1	**T116M10**	10.0	10.00	100.0	24.0	5	DIN 2174
		1.535							*.394*	*.394*	*3.937*	*.945*		
M 12	1.75	83.00	9.00 x 7.00	C	6HX	1	1	**T116M12**	9.0	12.00	110.0	23.0	5	DIN 2174
		3.268							*.354*	*.472*	*4.331*	*.906*		

CXSC 1 = salida de refrigerante axial concéntrica

C170 C157 E9 E28 C154

SPA

Macho de laminación CoroTap™ 400

Forma de rosca: métrica

DIN/ANSI

ULDR 3.0
SUBSTRATE HSS-PM
COATING PVD TIN

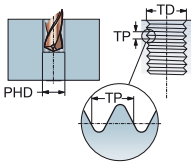

P M N S

TDZ	TP	LU	CZC_{MS}	THCHT	TCTR	Código de pedido	$DCON_{MS}$	TD	LF	THL	NOF	BSG
							Dimensiones, mm, pulg.					
M 3	0.50	18.81	.141 x .110	C	6H	E890M3	3.6	3.00	56.0	18.8	4	DIN/ANSI
		.740					*.141*	*.118*	*2.205*	*.740*		
M 4	0.70	16.58	.168 x .131	C	6H	E890M4	4.3	4.00	63.0	16.5	4	DIN/ANSI
		.653					*.168*	*.157*	*2.480*	*.650*		
M 5	0.80	21.42	.194 x .152	C	6H	E890M5	4.9	5.00	70.0	19.3	4	DIN/ANSI
		.843					*.194*	*.197*	*2.756*	*.760*		
M 6	1.00	25.59	.255 x .191	C	6H	E890M6	6.5	6.00	80.0	15.0	4	DIN/ANSI
		1.007					*.255*	*.236*	*3.150*	*.591*		
M 8	1.25	30.20	.318 x .238	C	6H	E890M8	8.1	8.00	90.0	18.0	5	DIN/ANSI
		1.189					*.318*	*.315*	*3.543*	*.709*		
M 10	1.50	32.80	.381 x .286	C	6H	E890M10	9.7	10.00	100.0	20.0	6	DIN/ANSI
		1.292					*.381*	*.394*	*3.937*	*.787*		
M 12	1.75	87.00	.367 x .275	C	6H	E890M12	9.3	12.00	110.0	23.0	6	DIN/ANSI
		3.425					*.367*	*.472*	*4.331*	*.906*		
M 16	2.00	72.00	.480 x .360	C	6H	E890M16	12.2	16.00	110.0	23.0	8	DIN/ANSI
		2.835					*.480*	*.630*	*4.331*	*.906*		
M 18	2.50	87.00	.542 x .406	C	6H	E890M18	13.8	18.00	125.0	30.0	8	DIN/ANSI
		3.425					*.542*	*.709*	*4.921*	*1.181*		
M 20	2.50	102.00	.652 x .489	C	6H	E890M20	16.6	20.00	140.0	36.0	8	DIN/ANSI
		4.016					*.652*	*.787*	*5.512*	*1.417*		

C170 C157 E9 C154

Macho de laminación CoroTap™ 400

Forma de rosca: métrica fina

DIN 2174

ULDR 3.0
SUBSTRATE HSS-E
COATING PVD TIN

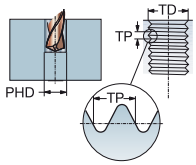

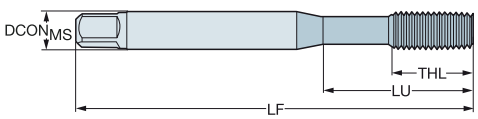

P M N S

							Dimensiones, mm, pulg.					
TDZ	TP	LU	CZC_{MS}	THCHT	TCTR	**Código de pedido**	$DCON_{MS}$	TD	LF	THL	NOF	BSG
MF 5x0.5	0.50	25.00	6.00 x 4.90	C	6HX	**E317M5X0.5**	6.0	5.00	70.0	13.0	5	DIN 2174
		.984					*.236*	*.197*	*2.756*	*.512*		
MF 6x0.75	0.75	30.00	6.00 x 4.90	C	6HX	**E317M6X0.75**	6.0	6.00	80.0	15.0	5	DIN 2174
		1.181					*.236*	*.236*	*3.150*	*.591*		
MF 7x0.75	0.75	30.00	7.00 x 5.50	C	6HX	**E317M7X0.75**	7.0	7.00	80.0	15.0	5	DIN 2174
		1.181					*.276*	*.276*	*3.150*	*.591*		
MF 8x0.75	0.75	57.00	6.00 x 4.90	C	6HX	**E317M8X.75**	6.0	8.00	80.0	18.0	5	DIN 2174
		2.244					*.236*	*.315*	*3.150*	*.709*		
MF 8x1	1.00	67.00	6.00 x 4.90	C	6HX	**E317M8X1**	6.0	8.00	90.0	18.0	5	DIN 2174
		2.638					*.236*	*.315*	*3.543*	*.709*		
MF 10x1	1.00	75.00	7.00 x 5.50	C	6HX	**E317M10X1**	7.0	10.00	100.0	20.0	5	DIN 2174
		2.953					*.276*	*.394*	*3.937*	*.787*		
MF 10x1.25	1.25	75.00	7.00 x 5.50	C	6HX	**E317M10X1.25**	7.0	10.00	100.0	20.0	5	DIN 2174
		2.953					*.276*	*.394*	*3.937*	*.787*		
MF 12x1	1.00	73.00	9.00 x 7.00	C	6HX	**E317M12X1**	9.0	12.00	100.0	23.0	5	DIN 2174
		2.874					*.354*	*.472*	*3.937*	*.906*		
MF 12x1.25	1.25	73.00	9.00 x 7.00	C	6HX	**E317M12X1.25**	9.0	12.00	100.0	23.0	5	DIN 2174
		2.874					*.354*	*.472*	*3.937*	*.906*		
MF 12x1.5	1.50	73.00	9.00 x 7.00	C	6HX	**E317M12X1.5**	9.0	12.00	100.0	23.0	5	DIN 2174
		2.874					*.354*	*.472*	*3.937*	*.906*		
MF 14x1	1.00	71.00	11.00 x 9.00	C	6HX	**E317M14X1**	11.0	14.00	100.0	21.0	6	DIN 2174
		2.795					*.433*	*.551*	*3.937*	*.827*		
MF 14x1.25	1.25	71.00	11.00 x 9.00	C	6HX	**E317M14X1.25**	11.0	14.00	100.0	21.0	6	DIN 2174
		2.795					*.433*	*.551*	*3.937*	*.827*		
MF 14x1.5	1.50	71.00	11.00 x 9.00	C	6HX	**E317M14X1.5**	11.0	14.00	100.0	21.0	6	DIN 2174
		2.795					*.433*	*.551*	*3.937*	*.827*		
MF 16x1.5	1.50	58.00	12.00 x 9.00	C	6HX	**E317M16X1.5**	12.0	16.00	100.0	21.0	6	DIN 2174
		2.283					*.472*	*.630*	*3.937*	*.827*		

C170 C157 E9 C154

SANDVIK Coromant

SPA

Macho de laminación CoroTap™ 400

Forma de rosca: métrica fina

DIN/ANSI

ULDR 3.0
SUBSTRATE HSS-PM
COATING PVD TIN

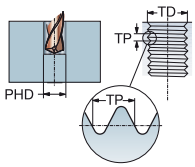

P M N S

TDZ	TP	LU	CZC$_{MS}$	THCHT	TCTR	Código de pedido	Dimensiones, mm, pulg. DCON$_{MS}$	TD	LF	THL	NOF	BSG
MF 10x1.25	1.25	36.61	.381 x .286	C	6H	**E891M10X1.25**	9.7	10.00	100.0	20.0	6	DIN/ANSI
		1.442					*.381*	*.394*	*3.937*	*.787*		
MF 12x1.5	1.50	87.00	.367 x .275	C	6H	**E891M12X1.5**	9.3	12.00	110.0	23.0	6	DIN/ANSI
		3.425					*.367*	*.472*	*4.331*	*.906*		

C170 C157 E9 C154

Macho de laminación CoroTap™ 400

Forma de rosca: UNC

DIN/ANSI

ULDR 3.0
SUBSTRATE HSS-PM
COATING PVD TIN

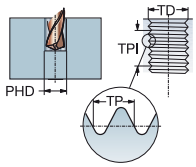

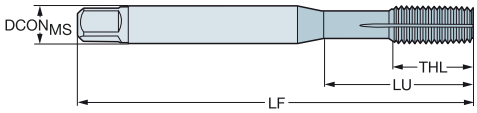

P M N S

TDZ	TPI	LU	CZC_{MS}	THCHT	TCTR	Código de pedido	$DCON_{MS}$	TD	LF	THL	NOF	BSG
							Dimensiones, mm, pulg.					
UNC #4-40	40.00	15.47	.141 x .110	C	2B	E8924-40	3.6	2.84	56.0	11.0	3	DIN/ANSI
		.609					*.141*	*.112*	*2.205*	*.433*		
UNC #6-32	32.00	15.08	.141 x .110	C	2B	E8926-32	3.6	3.51	56.0	13.0	3	DIN/ANSI
		.594					*.141*	*.138*	*2.205*	*.510*		
UNC #8-32	32.00	16.58	.168 x .131	C	2B	E8928-32	4.3	4.17	63.0	16.5	4	DIN/ANSI
		.653					*.168*	*.164*	*2.480*	*.650*		
UNC #10-24	24.00	21.42	.194 x .152	C	2B	E89210-24	4.9	4.83	70.0	19.3	4	DIN/ANSI
		.843					*.194*	*.190*	*2.756*	*.760*		
UNC #12-24	24.00	25.55	.220 x .165	C	2B	E89212-24	5.6	5.49	80.0	15.0	4	DIN/ANSI
		1.006					*.220*	*.216*	*3.150*	*.591*		
UNC 1/4-20	20.00	25.59	.255 x .191	C	2B	E8921/4	6.5	6.35	80.0	15.0	4	DIN/ANSI
		1.007					*.255*	*.250*	*3.150*	*.591*		
UNC 5/16-18	18.00	30.20	.318 x .238	C	2B	E8925/16	8.1	7.94	90.0	18.0	5	DIN/ANSI
		1.189					*.318*	*.313*	*3.543*	*.709*		
UNC 3/8-16	16.00	32.80	.381 x .286	C	2B	E8923/8	9.7	9.53	100.0	20.0	6	DIN/ANSI
		1.292					*.381*	*.375*	*3.937*	*.787*		
UNC 7/16-14	14.00	72.60	.323 x .242	C	2B	E8927/16	8.2	11.11	100.0	20.0	6	DIN/ANSI
		2.858					*.323*	*.438*	*3.937*	*.787*		
UNC 1/2-13	13.00	81.80	.367 x .275	C	2B	E8921/2	9.3	12.70	110.0	23.0	6	DIN/ANSI
		3.220					*.367*	*.500*	*4.331*	*.906*		
UNC 5/8-11	11.00	65.80	.480 x .360	C	2B	E8925/8	12.2	15.88	110.0	23.0	8	DIN/ANSI
		2.591					*.480*	*.625*	*4.331*	*.906*		
UNC 3/4-10	10.00	77.50	.590 x .442	C	2B	E8923/4	15.0	19.05	125.0	30.0	8	DIN/ANSI
		3.051					*.590*	*.750*	*4.921*	*1.181*		
UNC 7/8-9	9.00	90.90	.697 x .523	C	2B	E8927/8-9	17.7	22.23	140.0	34.0	8	DIN/ANSI
		3.579					*.697*	*.875*	*5.512*	*1.339*		
UNC 1"-8	8.00	95.40	.800 x .600	C	2B	E8921	20.3	25.40	160.0	38.0	8	DIN/ANSI
		3.756					*.800*	*1.000*	*6.299*	*1.496*		

C170 C157 E9 C154

SPA

Macho de laminación CoroTap™ 400

Forma de rosca: UNF

DIN/ANSI

ULDR 3.0
SUBSTRATE HSS-PM
COATING PVD TIN

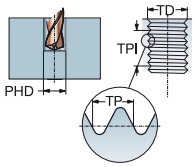

P M N S

TDZ	TPI	LU	CZC_{MS}	THCHT	TCTR	Código de pedido	Dimensiones, mm, pulg. $DCON_{MS}$	TD	LF	THL	NOF	BSG
UNF #10-32	32.00	21.42	.194 x .152	C	2B	E89310-32	4.9	4.83	70.0	19.3	4	DIN/ANSI
		.843					*.194*	*.190*	*2.756*	*.760*		
UNF 1/4-28	28.00	25.59	.255 x .191	C	2B	E8931/4	6.5	6.35	80.0	15.0	4	DIN/ANSI
		1.007					*.255*	*.250*	*3.150*	*.591*		
UNF 5/16-24	24.00	30.20	.318 x .238	C	2B	E8935/16	8.1	7.94	90.0	18.0	5	DIN/ANSI
		1.189					*.318*	*.313*	*3.543*	*.709*		
UNF 3/8-24	24.00	32.80	.381 x .286	C	2B	E8933/8	9.7	9.53	100.0	20.0	6	DIN/ANSI
		1.292					*.381*	*.375*	*3.937*	*.787*		
UNF 7/16-20	20.00	72.60	.323 x .242	C	2B	E8937/16	8.2	11.11	100.0	20.0	6	DIN/ANSI
		2.858					*.323*	*.438*	*3.937*	*.787*		
UNF 1/2-20	20.00	81.80	.367 x .275	C	2B	E8931/2	9.3	12.70	110.0	23.0	6	DIN/ANSI
		3.220					*.367*	*.500*	*4.331*	*.906*		
UNF 5/8-18	18.00	65.80	.480 x .360	C	2B	E8935/8	12.2	15.88	110.0	23.0	8	DIN/ANSI
		2.591					*.480*	*.625*	*4.331*	*.906*		
UNF 3/4-16	16.00	77.50	.590 x .442	C	2B	E8933/4	15.0	19.05	125.0	30.0	8	DIN/ANSI
		3.051					*.590*	*.750*	*4.921*	*1.181*		
UNF 1"-12	12.00	95.40	.800 x .600	C	2B	E8931	20.3	25.40	160.0	36.0	8	DIN/ANSI
		3.756					*.800*	*1.000*	*6.299*	*1.417*		

C170 C157 E9 C154

Macho de laminación CoroTap™ 400

Forma de rosca: EGM

DIN 40435

ULDR 3.0
SUBSTRATE HSS-E
COATING PVD TIN

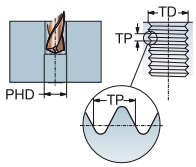

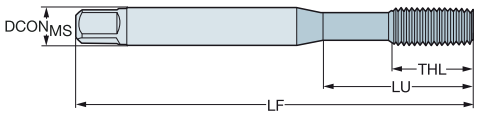

P M N S

							Dimensiones, mm, pulg.					
TDZ	TP	LU	CZC_{MS}	THCHT	TCTR	**Código de pedido**	$DCON_{MS}$	TD	LF	THL	NOF	BSG
EGM 3	0.50	21.00	4.50 x 3.40	C	6HMOD	**E323M3**	4.5	3.65	63.0	12.0	4	DIN 40435
		.827					*.177*	*.144*	*2.480*	*.472*		
EGM 4	0.70	25.00	6.00 x 4.90	C	6HMOD	**E323M4**	6.0	4.91	70.0	13.0	4	DIN 40435
		.984					*.236*	*.193*	*2.756*	*.512*		
EGM 5	0.80	30.00	6.00 x 4.90	C	6HMOD	**E323M5**	6.0	6.04	80.0	15.0	4	DIN 40435
		1.181					*.236*	*.238*	*3.150*	*.591*		
EGM 6	1.00	35.00	8.00 x 6.20	C	6HMOD	**E323M6**	8.0	7.30	90.0	18.0	5	DIN 40435
		1.378					*.315*	*.287*	*3.543*	*.709*		
EGM 8	1.25	39.00	10.00 x 8.00	C	6HMOD	**E323M8**	10.0	9.62	100.0	20.0	5	DIN 40435
		1.535					*.394*	*.379*	*3.937*	*.787*		
EGM 10	1.50	73.00	9.00 x 7.00	C	6HMOD	**E323M10**	9.0	11.95	100.0	21.0	5	DIN 40435
		2.874					*.354*	*.470*	*3.937*	*.827*		
EGM 12	1.75	81.00	11.00 x 9.00	C	6HMOD	**E323M12**	11.0	14.27	110.0	25.0	6	DIN 40435
		3.189					*.433*	*.562*	*4.331*	*.984*		

C170 C157 E9 C154

CoroTap™ 100

O C

Aplicaciones

- Machos optimizados para materiales específicos
- Tanto para agujeros pasantes como ciegos
- Profundidades de hasta 25 × diámetro
- Tolerancias ISO K: 6H, 6HX, 2B, 2BX, 3B
- Tolerancias ISO N: 6H
- Tolerancias ISO H: 6H, 6HX

Ventajas y características

- Tres agujeros de refrigerante para una resistencia optimizada
- Cinco canales para reducir la carga en los filos y reducir el desgaste
- Calidad exclusiva con mayor dureza para reducir el desgaste en el recubrimiento y el sustrato
- Para materiales ISO N: machos con roscas interrumpidas para un par reducido

- Machos con canales rectos
- Principalmente utilizados para materiales de viruta corta como la fundición
- Adecuados tanto para agujeros pasantes como ciegos
- El canal se utiliza principalmente para el refrigerante pero, en caso de emplear refrigerante interno, también se utiliza para la evacuación de viruta

www.sandvik.coromant.com/corotap100

CoroChuck™ 970, consulte nuestros catálogo de herramientas rotativas.

Macho de corte CoroTap™ 100 con estrías rectas

Forma de rosca: métrica

C-DIN 371, DIN 371, DIN 376

ULDR 2.5
SUBSTRATE HM
COATING PVD TIALN

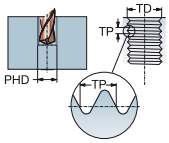

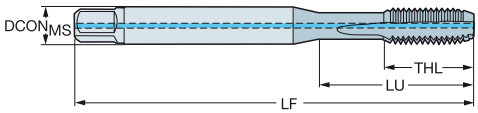

K

									Dimensiones, mm, pulg.					
TDZ	TP	LU	CZC_{MS}	THCHT	TCTR	CNSC	CXSC	**Código de pedido**	$DCON_{MS}$	TD	LF	THL	NOF	BSG
M 5	0.80	47.00	6.00 x 4.90	C	6HX	1	1	**T101M5**	6.0	5.00	70.0	16.0	4	C-DIN 371
		1.850							*.236*	*.197*	*2.756*	*.630*		
M 6	1.00	30.00	6.00 x 4.90	C	6HX	1	1	**T101M6**	6.0	6.00	80.0	19.0	4	DIN 371
		1.181							*.236*	*.236*	*3.150*	*.748*		
M 8	1.25	35.00	8.00 x 6.20	C	6HX	1	1	**T101M8**	8.0	8.00	90.0	22.0	4	DIN 371
		1.378							*.315*	*.315*	*3.543*	*.866*		
M 10	1.50	39.00	10.00 x 8.00	C	6HX	1	1	**T101M10**	10.0	10.00	100.0	24.0	4	DIN 371
		1.535							*.394*	*.394*	*3.937*	*.945*		
M 12	1.75	83.00	9.00 x 7.00	C	6HX	1	1	**T101M12**	9.0	12.00	110.0	23.0	4	DIN 376
		3.268							*.354*	*.472*	*4.331*	*.906*		
M 16	2.00	68.00	12.00 x 9.00	C	6HX	1	1	**T101M16**	12.0	16.00	110.0	25.0	4	DIN 376
		2.677							*.472*	*.630*	*4.331*	*.984*		

CXSC 1 = salida de refrigerante axial concéntrica

C172 C157 E9 E28 C154

SANDVIK Coromant

SPA

Macho de corte CoroTap™ 100 con estrías rectas

Forma de rosca: métrica

C-DIN 371

ULDR 2.0
SUBSTRATE HM
COATING PVD TIALN

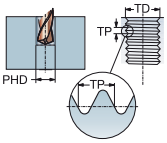

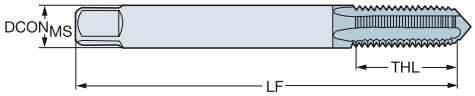

H

									Dimensiones, mm, pulg.					
TDZ	TP	LU	CZC_{MS}	THCHT	TCTR	CNSC	CXSC	**Código de pedido**	$DCON_{MS}$	TD	LF	THL	NOF	BSG
M 3	0.50	10.00	3.50 x 2.70	C	6H	0	0	**T100M3**	3.5	3.00	56.0	10.0	3	C-DIN 371
		.394							*.138*	*.118*	*2.205*	*.394*		
M 4	0.70	13.00	4.50 x 3.40	C	6H	0	0	**T100M4**	4.5	4.00	63.0	13.0	3	C-DIN 371
		.512							*.177*	*.157*	*2.480*	*.512*		
M 5	0.80	16.00	6.00 x 4.90	C	6H	0	0	**T100M5**	6.0	5.00	70.0	16.0	3	C-DIN 371
		.630							*.236*	*.197*	*2.756*	*.630*		
M 6	1.00	20.00	6.00 x 4.90	C	6H	0	0	**T100M6**	6.0	6.00	80.0	20.0	3	C-DIN 371
		.787							*.236*	*.236*	*3.150*	*.787*		
M 8	1.25	25.00	8.00 x 6.20	C	6H	0	0	**T100M8**	8.0	8.00	90.0	25.0	3	C-DIN 371
		.984							*.315*	*.315*	*3.543*	*.984*		
M 10	1.50	30.00	10.00 x 8.00	C	6H	0	0	**T100M10**	10.0	10.00	100.0	30.0	3	C-DIN 371
		1.181							*.394*	*.394*	*3.937*	*1.181*		
M 12	1.75	36.00	12.00 x 9.00	C	6H	0	0	**T100M12**	12.0	12.00	110.0	36.0	3	C-DIN 371
		1.417							*.472*	*.472*	*4.331*	*1.417*		
M 3	0.50	8.00	3.50 x 2.70	C	6HX	0	0	**T110M3**	3.5	3.00	56.0	8.0	4	C-DIN 371
		.315							*.138*	*.118*	*2.205*	*.315*		
M 4	0.70	11.00	4.50 x 3.40	C	6HX	0	0	**T110M4**	4.5	4.00	63.0	11.0	5	C-DIN 371
		.433							*.177*	*.157*	*2.480*	*.433*		
M 5	0.80	13.50	6.00 x 4.90	C	6HX	0	0	**T110M5**	6.0	5.00	70.0	13.5	5	C-DIN 371
		.531							*.236*	*.197*	*2.756*	*.531*		
M 6	1.00	16.50	6.00 x 4.90	C	6HX	0	0	**T110M6**	6.0	6.00	80.0	16.5	5	C-DIN 371
		.650							*.236*	*.236*	*3.150*	*.650*		
M 8	1.25	21.50	8.00 x 6.20	C	6HX	0	0	**T110M8**	8.0	8.00	90.0	21.5	5	C-DIN 371
		.846							*.315*	*.315*	*3.543*	*.846*		
M 10	1.50	27.00	10.00 x 8.00	C	6HX	0	0	**T110M10**	10.0	10.00	100.0	27.0	5	C-DIN 371
		1.063							*.394*	*.394*	*3.937*	*1.063*		
M 12	1.75	32.00	12.00 x 9.00	C	6HX	0	0	**T110M12**	12.0	12.00	110.0	32.0	6	C-DIN 371
		1.260							*.472*	*.472*	*4.331*	*1.260*		

C172 C157 E9 E28 C154

Macho de corte CoroTap™ 100 con estrías rectas

Forma de rosca: métrica

DIN 371, DIN 376

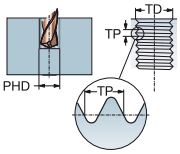

ULDR	2.5
SUBSTRATE	HSS-E-PM
COATING	PVD TIALN

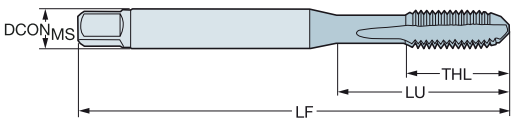

							K	Dimensiones, mm, pulg.						
TDZ	TP	LU	CZC_{MS}	THCHT	TCTR	Código de pedido	D210	$DCON_{MS}$	TD	LF	THL	NOF	PHD	BSG
M 3	0.50	18.00	3.50 x 2.70	C	6HX	T100-KM100DA-M3	★	3.5	3.00	56.0	9.0	4	2.5	DIN 371
		.709						*.138*	*.118*	*2.205*	*.354*		*.098*	
M 4	0.70	21.00	4.50 x 3.40	C	6HX	T100-KM100DA-M4	★	4.5	4.00	63.0	12.0	4	3.3	DIN 371
		.827						*.177*	*.157*	*2.480*	*.472*		*.130*	
M 5	0.80	25.00	6.00 x 4.90	C	6HX	T100-KM100DA-M5	★	6.0	5.00	70.0	13.0	5	4.2	DIN 371
		.984						*.236*	*.197*	*2.756*	*.512*		*.165*	
M 6	1.00	30.00	6.00 x 4.90	C	6HX	T100-KM100DA-M6	★	6.0	6.00	80.0	15.0	5	5.0	DIN 371
		1.181						*.236*	*.236*	*3.150*	*.591*		*.197*	
M 8	1.25	35.00	8.00 x 6.20	C	6HX	T100-KM100DA-M8	★	8.0	8.00	90.0	18.0	5	6.8	DIN 371
		1.378						*.315*	*.315*	*3.543*	*.709*		*.268*	
M 10	1.50	39.00	10.00 x 8.00	C	6HX	T100-KM100DA-M10	★	10.0	10.00	100.0	20.0	5	8.5	DIN 371
		1.535						*.394*	*.394*	*3.937*	*.787*		*.335*	
M 8	1.25	67.00	6.00 x 4.90	C	6HX	T100-KM101DA-M8	★	6.0	8.00	90.0	20.0	5	6.8	DIN 376
		2.638						*.236*	*.315*	*3.543*	*.787*		*.268*	
M 10	1.50	77.00	7.00 x 5.50	C	6HX	T100-KM101DA-M10	★	7.0	10.00	100.0	23.5	5	8.5	DIN 376
		3.032						*.276*	*.394*	*3.937*	*.925*		*.335*	
M 12	1.75	83.00	9.00 x 7.00	C	6HX	T100-KM101DA-M12	★	9.0	12.00	110.0	23.0	5	10.2	DIN 376
		3.268						*.354*	*.472*	*4.331*	*.906*		*.402*	
M 14	2.00	81.00	11.00 x 9.00	C	6HX	T100-KM101DA-M14	★	11.0	14.00	110.0	25.0	5	12.0	DIN 376
		3.189						*.433*	*.551*	*4.331*	*.984*		*.472*	
M 16	2.00	68.00	12.00 x 9.00	C	6HX	T100-KM101DA-M16	★	12.0	16.00	110.0	25.0	5	14.0	DIN 376
		2.677						*.472*	*.630*	*4.331*	*.984*		*.551*	
M 18	2.50	81.00	14.00 x 11.00	C	6HX	T100-KM101DA-M18	★	14.0	18.00	125.0	30.0	5	15.5	DIN 376
		3.189						*.551*	*.709*	*4.921*	*1.181*		*.610*	
M 20	2.50	95.00	16.00 x 12.00	C	6HX	T100-KM101DA-M20	★	16.0	20.00	140.0	30.0	5	17.5	DIN 376
		3.740						*.630*	*.787*	*5.512*	*1.181*		*.689*	
M 22	2.50	93.00	18.00 x 14.50	C	6HX	T100-KM101DA-M22	★	18.0	22.00	140.0	34.0	5	19.5	DIN 376
		3.661						*.709*	*.866*	*5.512*	*1.339*		*.768*	
M 24	3.00	113.00	18.00 x 14.50	C	6HX	T100-KM101DA-M24	★	18.0	24.00	160.0	38.0	5	21.0	DIN 376
		4.449						*.709*	*.945*	*6.299*	*1.496*		*.827*	
M 5	0.80	25.00	6.00 x 4.90	E	6HX	T100-KM102DA-M5	★	6.0	5.00	70.0	13.0	5	4.2	DIN 371
		.984						*.236*	*.197*	*2.756*	*.512*		*.165*	
M 6	1.00	30.00	6.00 x 4.90	E	6HX	T100-KM102DA-M6	★	6.0	6.00	80.0	15.0	5	5.0	DIN 371
		1.181						*.236*	*.236*	*3.150*	*.591*		*.197*	
M 8	1.25	35.00	8.00 x 6.20	E	6HX	T100-KM102DA-M8	★	8.0	8.00	90.0	18.0	5	6.8	DIN 371
		1.378						*.315*	*.315*	*3.543*	*.709*		*.268*	
M 10	1.50	39.00	10.00 x 8.00	E	6HX	T100-KM102DA-M10	★	10.0	10.00	100.0	20.0	5	8.5	DIN 371
		1.535						*.394*	*.394*	*3.937*	*.787*		*.335*	
M 12	1.75	83.00	9.00 x 7.00	E	6HX	T100-KM103DA-M12	★	9.0	12.00	110.0	23.0	5	10.2	DIN 376
		3.268						*.354*	*.472*	*4.331*	*.906*		*.402*	

C172 C157 E9 E27 C154

SANDVIK Coromant

SPA

Macho de corte CoroTap™ 100 con estrías rectas

Forma de rosca: métrica

DIN 371, DIN 376

ULDR 2.5
SUBSTRATE HSS-E-PM
COATING PVD TIALN

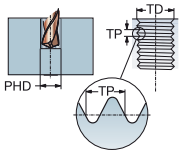

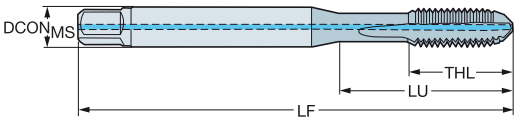

TDZ	TP	LU	CZC_{MS}	THCHT	TCTR	CNSC	CXSC	Código de pedido	K D210	Dimensiones, mm, pulg. $DCON_{MS}$	TD	LF	THL	NOF	BSG
M 6	1.00	30.00	6.00 x 4.90	C	6HX	1	1	T100-KM104DA-M6	★	6.0	6.00	80.0	15.0	5	DIN 371
		1.181								*.236*	*.236*	*3.150*	*.591*		
M 8	1.25	35.00	8.00 x 6.20	C	6HX	1	1	T100-KM104DA-M8	★	8.0	8.00	90.0	18.0	5	DIN 371
		1.378								*.315*	*.315*	*3.543*	*.709*		
M 10	1.50	39.00	10.00 x 8.00	C	6HX	1	1	T100-KM104DA-M10	★	10.0	10.00	100.0	20.0	5	DIN 371
		1.535								*.394*	*.394*	*3.937*	*.787*		
M 12	1.75	83.00	9.00 x 7.00	C	6HX	1	1	T100-KM105DA-M12	★	9.0	12.00	110.0	23.0	5	DIN 376
		3.268								*.354*	*.472*	*4.331*	*.906*		
M 14	2.00	81.00	11.00 x 9.00	C	6HX	1	1	T100-KM105DA-M14	★	11.0	14.00	110.0	25.0	5	DIN 376
		3.189								*.433*	*.551*	*4.331*	*.984*		
M 16	2.00	68.00	12.00 x 9.00	C	6HX	1	1	T100-KM105DA-M16	★	12.0	16.00	110.0	25.0	5	DIN 376
		2.677								*.472*	*.630*	*4.331*	*.984*		
M 20	2.50	95.00	16.00 x 12.00	C	6HX	1	1	T100-KM105DA-M20	★	16.0	20.00	140.0	30.0	5	DIN 376
		3.740								*.630*	*.787*	*5.512*	*1.181*		
M 22	2.50	93.00	18.00 x 14.50	C	6HX	1	1	T100-KM105DA-M22	★	18.0	22.00	140.0	34.0	5	DIN 376
		3.661								*.709*	*.866*	*5.512*	*1.339*		
M 24	3.00	113.00	18.00 x 14.50	C	6HX	1	1	T100-KM105DA-M24	★	18.0	24.00	160.0	38.0	5	DIN 376
		4.449								*.709*	*.945*	*6.299*	*1.496*		

CXSC 1 = salida de refrigerante axial concéntrica

C172 C157 E9 E27 E28 C154

Macho de corte CoroTap™ 100 con estrías rectas

Forma de rosca: métrica

DIN 371/ANSI, DIN 376/ANSI

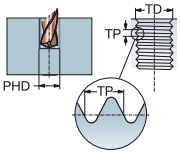

ULDR 2.5
SUBSTRATE HSS-E-PM
COATING PVD TIALN

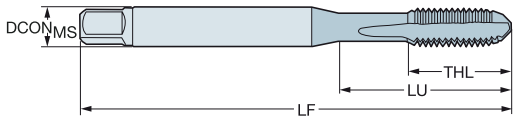

TDZ	TP	LU	CZC_{MS}	THCHT	TCTR	Código de pedido	K D210	Dimensiones, mm, pulg. $DCON_{MS}$	TD	LF	THL	NOF	PHD	BSG
M 6	1.00	25.00	.255 x .191	C	6HX	T100-KM100AA-M6	★	6.5	6.00	80.0	15.6	5	5.0	DIN 371/ANSI
		.984						*.255*	*.236*	*3.150*	*.614*		*.197*	
M 8	1.25	33.50	.318 x .238	C	6HX	T100-KM100AA-M8	★	8.1	8.00	90.0	18.7	5	6.8	DIN 371/ANSI
		1.319						*.318*	*.315*	*3.543*	*.736*		*.268*	
M 10	1.50	38.00	.381 x .286	C	6HX	T100-KM100AA-M10	★	9.7	10.00	100.0	20.6	5	8.5	DIN 371/ANSI
		1.496						*.381*	*.394*	*3.937*	*.811*		*.335*	
M 12	1.75	81.90	.367 x .275	C	6HX	T100-KM101AA-M12	★	9.3	12.00	110.0	23.0	5	10.2	DIN 376/ANSI
		3.224						*.367*	*.472*	*4.331*	*.906*		*.402*	
M 14	2.00	80.30	.429 x .322	C	6HX	T100-KM101AA-M14	★	10.9	14.00	110.0	23.0	5	12.0	DIN 376/ANSI
		3.161						*.429*	*.551*	*4.331*	*.906*		*.472*	
M 16	2.00	65.70	.480 x .360	C	6HX	T100-KM101AA-M16	★	12.2	16.00	110.0	23.0	5	14.0	DIN 376/ANSI
		2.587						*.480*	*.630*	*4.331*	*.906*		*.551*	
M 18	2.50	79.10	.542 x .406	C	6HX	T100-KM101AA-M18	★	13.8	18.00	125.0	30.0	5	15.5	DIN 376/ANSI
		3.114						*.542*	*.709*	*4.921*	*1.181*		*.610*	
M 6	1.00	25.00	.255 x .191	E	6HX	T100-KM102AA-M6	★	6.5	6.00	80.0	15.6	5	5.0	DIN 371/ANSI
		.984						*.255*	*.236*	*3.150*	*.614*		*.197*	
M 8	1.25	33.50	.318 x .238	E	6HX	T100-KM102AA-M8	★	8.1	8.00	90.0	18.7	5	6.8	DIN 371/ANSI
		1.319						*.318*	*.315*	*3.543*	*.736*		*.268*	
M 10	1.50	38.00	.381 x .286	E	6HX	T100-KM102AA-M10	★	9.7	10.00	100.0	20.6	5	8.5	DIN 371/ANSI
		1.496						*.381*	*.394*	*3.937*	*.811*		*.335*	
M 12	1.75	81.90	.367 x .275	E	6HX	T100-KM103AA-M12	★	9.3	12.00	110.0	23.0	5	10.2	DIN 376/ANSI
		3.224						*.367*	*.472*	*4.331*	*.906*		*.402*	
M 14	2.00	80.30	.429 x .322	E	6HX	T100-KM103AA-M14	★	10.9	14.00	110.0	23.0	5	12.0	DIN 376/ANSI
		3.161						*.429*	*.551*	*4.331*	*.906*		*.472*	
M 16	2.00	65.70	.480 x .360	E	6HX	T100-KM103AA-M16	★	12.2	16.00	110.0	23.0	5	14.0	DIN 376/ANSI
		2.587						*.480*	*.630*	*4.331*	*.906*		*.551*	

C172 C157 E9 E27 C154

SANDVIK Coromant

SPA

Macho de corte CoroTap™ 100 con estrías rectas

Forma de rosca: métrica

DIN 371/ANSI, DIN 376/ANSI

ULDR 2.5
SUBSTRATE HSS-E-PM
COATING PVD TIALN

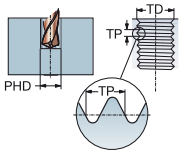

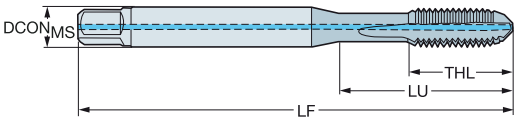

TDZ	TP	LU	CZC_{MS}	THCHT	TCTR	CNSC	CXSC	Código de pedido	K D210	Dimensiones, mm, pulg. $DCON_{MS}$	TD	LF	THL	NOF	BSG
M 6	1.00	25.00	.255 x .191	C	6HX	1	1	T100-KM104AA-M6	★	6.5	6.00	80.0	15.6	5	DIN 371/ANSI
		.984								*.255*	*.236*	*3.150*	*.614*		
M 8	1.25	33.50	.318 x .238	C	6HX	1	1	T100-KM104AA-M8	★	8.1	8.00	90.0	18.7	5	DIN 371/ANSI
		1.319								*.318*	*.315*	*3.543*	*.736*		
M 10	1.50	38.00	.381 x .286	C	6HX	1	1	T100-KM104AA-M10	★	9.7	10.00	100.0	20.6	5	DIN 371/ANSI
		1.496								*.381*	*.394*	*3.937*	*.811*		
M 12	1.75	81.90	.367 x .275	C	6HX	1	1	T100-KM105AA-M12	★	9.3	12.00	110.0	23.0	5	DIN 376/ANSI
		3.224								*.367*	*.472*	*4.331*	*.906*		
M 16	2.00	65.70	.480 x .360	C	6HX	1	1	T100-KM105AA-M16	★	12.2	16.00	110.0	23.0	5	DIN 376/ANSI
		2.587								*.480*	*.630*	*4.331*	*.906*		
M 20	2.50	92.50	.652 x .489	C	6HX	1	1	T100-KM105AA-M20	★	16.6	20.00	140.0	30.0	5	DIN 376/ANSI
		3.642								*.652*	*.787*	*5.512*	*1.181*		
M 6	1.00	25.00	.255 x .191	E	6HX	1	1	T100-KM106AA-M6	★	6.5	6.00	80.0	15.6	5	DIN 371/ANSI
		.984								*.255*	*.236*	*3.150*	*.614*		
M 8	1.25	33.50	.318 x .238	E	6HX	1	1	T100-KM106AA-M8	★	8.1	8.00	90.0	18.7	5	DIN 371/ANSI
		1.319								*.318*	*.315*	*3.543*	*.736*		
M 10	1.50	38.00	.381 x .286	E	6HX	1	1	T100-KM106AA-M10	★	9.7	10.00	100.0	20.6	5	DIN 371/ANSI
		1.496								*.381*	*.394*	*3.937*	*.811*		
M 12	1.75	81.90	.367 x .275	E	6HX	1	1	T100-KM107AA-M12	★	9.3	12.00	110.0	23.0	5	DIN 376/ANSI
		3.224								*.367*	*.472*	*4.331*	*.906*		
M 14	2.00	80.30	.429 x .322	E	6HX	1	1	T100-KM107AA-M14	★	10.9	14.00	110.0	23.0	5	DIN 376/ANSI
		3.161								*.429*	*.551*	*4.331*	*.906*		
M 16	2.00	65.70	.480 x .360	E	6HX	1	1	T100-KM107AA-M16	★	12.2	16.00	110.0	23.0	5	DIN 376/ANSI
		2.587								*.480*	*.630*	*4.331*	*.906*		
M 20	2.50	92.50	.652 x .489	E	6HX	1	1	T100-KM107AA-M20	★	16.6	20.00	140.0	30.0	5	DIN 376/ANSI
		3.642								*.652*	*.787*	*5.512*	*1.181*		
M 6	1.00	25.00	.255 x .191	C	6HX	1	2	T100-KM108AA-M6	★	6.5	6.00	80.0	15.6	5	DIN 371/ANSI
		.984								*.255*	*.236*	*3.150*	*.614*		
M 8	1.25	33.50	.318 x .238	C	6HX	1	2	T100-KM108AA-M8	★	8.1	8.00	90.0	18.7	5	DIN 371/ANSI
		1.319								*.318*	*.315*	*3.543*	*.736*		
M 10	1.50	38.00	.381 x .286	C	6HX	1	2	T100-KM108AA-M10	★	9.7	10.00	100.0	20.6	5	DIN 371/ANSI
		1.496								*.381*	*.394*	*3.937*	*.811*		
M 12	1.75	81.90	.367 x .275	C	6HX	1	2	T100-KM109AA-M12	★	9.3	12.00	110.0	23.0	5	DIN 376/ANSI
		3.224								*.367*	*.472*	*4.331*	*.906*		
M 14	2.00	80.30	.429 x .322	C	6HX	1	2	T100-KM109AA-M14	★	10.9	14.00	110.0	23.0	5	DIN 376/ANSI
		3.161								*.429*	*.551*	*4.331*	*.906*		
M 16	2.00	65.70	.480 x .360	C	6HX	1	2	T100-KM109AA-M16	★	12.2	16.00	110.0	23.0	5	DIN 376/ANSI
		2.587								*.480*	*.630*	*4.331*	*.906*		
M 20	2.50	92.50	.652 x .489	C	6HX	1	2	T100-KM109AA-M20	★	16.6	20.00	140.0	30.0	5	DIN 376/ANSI
		3.642								*.652*	*.787*	*5.512*	*1.181*		

CXSC 1 = salida de refrigerante axial concéntrica
CXSC 2 = salida de refrigerante radial

C172 C157 E9 E27 E28 C154

Macho de corte CoroTap™ 100 con estrías rectas

Forma de rosca: métrica

DIN 371, DIN 376

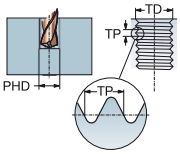

ULDR 2.5
SUBSTRATE HSS-E-PM
COATING PVD TIALN

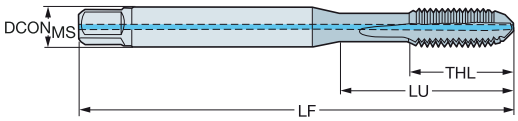

TDZ	TP	LU	CZC_{MS}	THCHT	TCTR	CNSC	CXSC	Código de pedido	K D210	Dimensiones, mm, pulg. $DCON_{MS}$	TD	LF	THL	NOF	BSG
M 6	1.00	30.00	6.00 x 4.90	E	6HX	1	1	T100-KM106DA-M6	★	6.0	6.00	80.0	15.0	5	DIN 371
		1.181								*.236*	*.236*	*3.150*	*.591*		
M 8	1.25	35.00	8.00 x 6.20	E	6HX	1	1	T100-KM106DA-M8	★	8.0	8.00	90.0	18.0	5	DIN 371
		1.378								*.315*	*.315*	*3.543*	*.709*		
M 10	1.50	39.00	10.00 x 8.00	E	6HX	1	1	T100-KM106DA-M10	★	10.0	10.00	100.0	20.0	5	DIN 371
		1.535								*.394*	*.394*	*3.937*	*.787*		
M 12	1.75	83.00	9.00 x 7.00	E	6HX	1	1	T100-KM107DA-M12	★	9.0	12.00	110.0	23.0	5	DIN 376
		3.268								*.354*	*.472*	*4.331*	*.906*		
M 6	1.00	30.00	6.00 x 4.90	C	6HX	1	2	T100-KM108DA-M6	★	6.0	6.00	80.0	15.0	5	DIN 371
		1.181								*.236*	*.236*	*3.150*	*.591*		
M 8	1.25	35.00	8.00 x 6.20	C	6HX	1	2	T100-KM108DA-M8	★	8.0	8.00	90.0	18.0	5	DIN 371
		1.378								*.315*	*.315*	*3.543*	*.709*		
M 10	1.50	39.00	10.00 x 8.00	C	6HX	1	2	T100-KM108DA-M10	★	10.0	10.00	100.0	20.0	5	DIN 371
		1.535								*.394*	*.394*	*3.937*	*.787*		
M 12	1.75	83.00	9.00 x 7.00	C	6HX	1	2	T100-KM109DA-M12	★	9.0	12.00	110.0	23.0	5	DIN 376
		3.268								*.354*	*.472*	*4.331*	*.906*		
M 14	2.00	81.00	11.00 x 9.00	C	6HX	1	2	T100-KM109DA-M14	★	11.0	14.00	110.0	25.0	5	DIN 376
		3.189								*.433*	*.551*	*4.331*	*.984*		
M 16	2.00	68.00	12.00 x 9.00	C	6HX	1	2	T100-KM109DA-M16	★	12.0	16.00	110.0	25.0	5	DIN 376
		2.677								*.472*	*.630*	*4.331*	*.984*		
M 20	2.50	95.00	16.00 x 12.00	C	6HX	1	2	T100-KM109DA-M20	★	16.0	20.00	140.0	30.0	5	DIN 376
		3.740								*.630*	*.787*	*5.512*	*1.181*		

CXSC 1 = salida de refrigerante axial concéntrica
CXSC 2 = salida de refrigerante radial

C172 C157 E9 E27 E28 C154

Macho de corte CoroTap™ 100 con estrías rectas

Forma de rosca: métrica

DIN 371

ULDR 2.0
SUBSTRATE HSS-E-PM

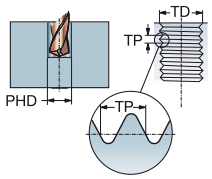

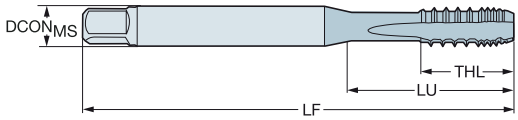

N

TDZ	TP	LU	CZC_{MS}	THCHT	TCTR	Código de pedido	N D150	$DCON_{MS}$	TD	LF	THL	NOF	PHD	BSG
								Dimensiones, mm, pulg.						
M 3	0.50	18.00	3.50 x 2.70	C	6H	T100-NM100DA-M3	★	3.5	3.00	56.0	9.0	3	2.5	DIN 371
		.709						*.138*	*.118*	*2.205*	*.354*		*.098*	
M 4	0.70	21.00	4.50 x 3.40	C	6H	T100-NM100DA-M4	★	4.5	4.00	63.0	12.0	3	3.3	DIN 371
		.827						*.177*	*.157*	*2.480*	*.472*		*.130*	
M 5	0.80	25.00	6.00 x 4.90	C	6H	T100-NM100DA-M5	★	6.0	5.00	70.0	13.0	3	4.2	DIN 371
		.984						*.236*	*.197*	*2.756*	*.512*		*.165*	
M 6	1.00	30.00	6.00 x 4.90	C	6H	T100-NM100DA-M6	★	6.0	6.00	80.0	15.0	3	5.0	DIN 371
		1.181						*.236*	*.236*	*3.150*	*.591*		*.197*	
M 8	1.25	35.00	8.00 x 6.20	C	6H	T100-NM100DA-M8	★	8.0	8.00	90.0	18.0	3	6.8	DIN 371
		1.378						*.315*	*.315*	*3.543*	*.709*		*.268*	
M 10	1.50	39.00	10.00 x 8.00	C	6H	T100-NM100DA-M10	★	10.0	10.00	100.0	20.0	3	8.5	DIN 371
		1.535						*.394*	*.394*	*3.937*	*.787*		*.335*	

DIN 376

ULDR 2.0
SUBSTRATE HSS-E-PM

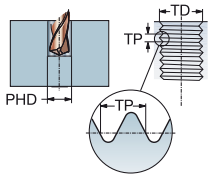

N

TDZ	TP	LU	CZC_{MS}	THCHT	TCTR	Código de pedido	N D150	$DCON_{MS}$	TD	LF	THL	NOF	PHD	BSG
								Dimensiones, mm, pulg.						
M 12	1.75	83.00	9.00 x 7.00	C	6H	T100-NM101DA-M12	★	9.0	12.00	110.0	23.0	3	10.2	DIN 376
		3.268						*.354*	*.472*	*4.331*	*.906*		*.402*	
M 16	2.00	68.00	12.00 x 9.00	C	6H	T100-NM101DA-M16	★	12.0	16.00	110.0	25.0	4	14.0	DIN 376
		2.677						*.472*	*.630*	*4.331*	*.984*		*.551*	

C172 C157 E9 E27 E28 C154

Macho de corte CoroTap™ 100 con estrías rectas

Forma de rosca: métrica fina

DIN 374

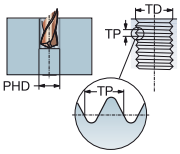

ULDR	2.5
SUBSTRATE	HSS-E-PM
COATING	PVD TIALN

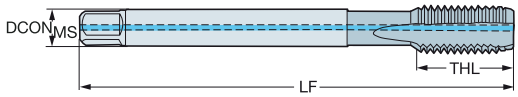

TDZ	TP	LU	CZC_{MS}	THCHT	TCTR	CNSC	CXSC	Código de pedido	K D210	$DCON_{MS}$	TD	LF	THL	NOF	BSG
										Dimensiones, mm, pulg.					
MF 10x1	1.00	67.00	7.00 x 5.50	C	6HX	1	1	T100-KM104DB-M10X100	★	7.0	10.00	90.0	18.0	5	DIN 374
		2.638								*.276*	*.394*	*3.543*	*.709*		
MF 10x1.25	1.25	77.00	7.00 x 5.50	C	6HX	1	1	T100-KM104DB-M10X125	★	7.0	10.00	100.0	20.0	5	DIN 374
		3.032								*.276*	*.394*	*3.937*	*.787*		
MF 12x1.25	1.25	73.00	9.00 x 7.00	C	6HX	1	1	T100-KM104DB-M12X125	★	9.0	12.00	100.0	21.0	5	DIN 374
		2.874								*.354*	*.472*	*3.937*	*.827*		
MF 12x1.5	1.50	73.00	9.00 x 7.00	C	6HX	1	1	T100-KM104DB-M12X150	★	9.0	12.00	100.0	21.0	5	DIN 374
		2.874								*.354*	*.472*	*3.937*	*.827*		
MF 14x1.5	1.50	71.00	11.00 x 9.00	C	6HX	1	1	T100-KM104DB-M14X150	★	11.0	14.00	100.0	21.0	5	DIN 374
		2.795								*.433*	*.551*	*3.937*	*.827*		
MF 16x1.5	1.50	58.00	12.00 x 9.00	C	6HX	1	1	T100-KM104DB-M16X150	★	12.0	16.00	100.0	21.0	5	DIN 374
		2.283								*.472*	*.630*	*3.937*	*.827*		
MF 18x1.5	1.50	66.00	14.00 x 11.00	C	6HX	1	1	T100-KM104DB-M18X150	★	14.0	18.00	110.0	24.0	5	DIN 374
		2.598								*.551*	*.709*	*4.331*	*.945*		
MF 20x1.5	1.50	80.00	16.00 x 12.00	C	6HX	1	1	T100-KM104DB-M20X150	★	16.0	20.00	125.0	24.0	5	DIN 374
		3.150								*.630*	*.787*	*4.921*	*.945*		
MF 10x1	1.00	67.00	7.00 x 5.50	E	6HX	1	1	T100-KM106DB-M10X100	★	7.0	10.00	90.0	18.0	5	DIN 374
		2.638								*.276*	*.394*	*3.543*	*.709*		
MF 10x1.25	1.25	77.00	7.00 x 5.50	E	6HX	1	1	T100-KM106DB-M10X125	★	7.0	10.00	100.0	20.0	5	DIN 374
		3.032								*.276*	*.394*	*3.937*	*.787*		
MF 12x1.25	1.25	73.00	9.00 x 7.00	E	6HX	1	1	T100-KM106DB-M12X125	★	9.0	12.00	100.0	21.0	5	DIN 374
		2.874								*.354*	*.472*	*3.937*	*.827*		
MF 12x1.5	1.50	73.00	9.00 x 7.00	E	6HX	1	1	T100-KM106DB-M12X150	★	9.0	12.00	100.0	21.0	5	DIN 374
		2.874								*.354*	*.472*	*3.937*	*.827*		
MF 14x1.5	1.50	71.00	11.00 x 9.00	E	6HX	1	1	T100-KM106DB-M14X150	★	11.0	14.00	100.0	21.0	5	DIN 374
		2.795								*.433*	*.551*	*3.937*	*.827*		
MF 16x1.5	1.50	58.00	12.00 x 9.00	E	6HX	1	1	T100-KM106DB-M16X150	★	12.0	16.00	100.0	21.0	5	DIN 374
		2.283								*.472*	*.630*	*3.937*	*.827*		
MF 18x1.5	1.50	66.00	14.00 x 11.00	E	6HX	1	1	T100-KM106DB-M18X150	★	14.0	18.00	110.0	24.0	5	DIN 374
		2.598								*.551*	*.709*	*4.331*	*.945*		
MF 20x1.5	1.50	80.00	16.00 x 12.00	E	6HX	1	1	T100-KM106DB-M20X150	★	16.0	20.00	125.0	24.0	5	DIN 374
		3.150								*.630*	*.787*	*4.921*	*.945*		
MF 10x1	1.00	67.00	7.00 x 5.50	C	6HX	1	2	T100-KM108DB-M10X100	★	7.0	10.00	90.0	18.0	5	DIN 374
		2.638								*.276*	*.394*	*3.543*	*.709*		
MF 10x1.25	1.25	77.00	7.00 x 5.50	C	6HX	1	2	T100-KM108DB-M10X125	★	7.0	10.00	100.0	20.0	5	DIN 374
		3.032								*.276*	*.394*	*3.937*	*.787*		
MF 12x1.25	1.25	73.00	9.00 x 7.00	C	6HX	1	2	T100-KM108DB-M12X125	★	9.0	12.00	100.0	21.0	5	DIN 374
		2.874								*.354*	*.472*	*3.937*	*.827*		
MF 12x1.5	1.50	73.00	9.00 x 7.00	C	6HX	1	2	T100-KM108DB-M12X150	★	9.0	12.00	100.0	21.0	5	DIN 374
		2.874								*.354*	*.472*	*3.937*	*.827*		
MF 14x1.5	1.50	71.00	11.00 x 9.00	C	6HX	1	2	T100-KM108DB-M14X150	★	11.0	14.00	100.0	21.0	5	DIN 374
		2.795								*.433*	*.551*	*3.937*	*.827*		
MF 16x1.5	1.50	58.00	12.00 x 9.00	C	6HX	1	2	T100-KM108DB-M16X150	★	12.0	16.00	100.0	21.0	5	DIN 374
		2.283								*.472*	*.630*	*3.937*	*.827*		
MF 18x1.5	1.50	66.00	14.00 x 11.00	C	6HX	1	2	T100-KM108DB-M18X150	★	14.0	18.00	110.0	24.0	5	DIN 374
		2.598								*.551*	*.709*	*4.331*	*.945*		
MF 20x1.5	1.50	80.00	16.00 x 12.00	C	6HX	1	2	T100-KM108DB-M20X150	★	16.0	20.00	125.0	24.0	5	DIN 374
		3.150								*.630*	*.787*	*4.921*	*.945*		

CXSC 1 = salida de refrigerante axial concéntrica

CXSC 2 = salida de refrigerante radial

C172 C157 E9 E27 E28 C154

SPA

Macho de corte CoroTap™ 100 con estrías rectas

Forma de rosca: métrica fina

DIN 374

ULDR 2.5
SUBSTRATE HM
COATING PVD TIALN

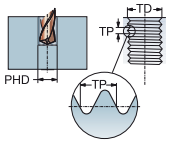

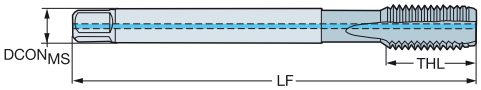

K

TDZ	TP	LU	CZC$_{MS}$	THCHT	TCTR	CNSC	CXSC	Código de pedido	DCON$_{MS}$	TD	LF	THL	NOF	BSG
									Dimensiones, mm, pulg.					
MF 8x1	1.00	67.00	6.00 x 4.90	C	6HX	1	1	**T120M8X1.0**	6.0	8.00	90.0	12.0	4	DIN 374
		2.638							*.236*	*.315*	*3.543*	*.472*		
MF 10x1	1.00	67.00	7.00 x 5.50	C	6HX	1	1	**T120M10X1.0**	7.0	10.00	90.0	14.0	4	DIN 374
		2.638							*.276*	*.394*	*3.543*	*.551*		
MF 12x1.5	1.50	73.00	9.00 x 7.00	C	6HX	1	1	**T120M12X1.5**	9.0	12.00	100.0	20.0	4	DIN 374
		2.874							*.354*	*.472*	*3.937*	*.787*		
MF 14x1.5	1.50	71.00	11.00 x 9.00	C	6HX	1	1	**T120M14X1.5**	11.0	14.00	100.0	21.0	4	DIN 374
		2.795							*.433*	*.551*	*3.937*	*.827*		

CXSC 1 = salida de refrigerante axial concéntrica

C172 C157 E9 E28 C154

Macho de corte CoroTap™ 100 con estrías rectas

Forma de rosca: métrica fina

DIN 374

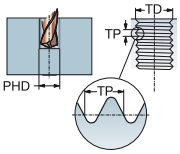

ULDR	2.5
SUBSTRATE	HSS-E-PM
COATING	PVD TIALN



TDZ	TP	LU	CZC$_{MS}$	THCHT	TCTR	Código de pedido	K D210	Dimensiones, mm, pulg. DCON$_{MS}$	TD	LF	THL	NOF	PHD	BSG
MF 10x1	1.00	67.00	7.00 x 5.50	C	6HX	T100-KM100DB-M10X100	★	7.0	10.00	90.0	18.0	5	9.0	DIN 374
		2.638						*.276*	*.394*	*3.543*	*.709*		*.354*	
MF 10x1.25	1.25	77.00	7.00 x 5.50	C	6HX	T100-KM100DB-M10X125	★	7.0	10.00	100.0	20.0	5	8.8	DIN 374
		3.032						*.276*	*.394*	*3.937*	*.787*		*.346*	
MF 12x1.25	1.25	73.00	9.00 x 7.00	C	6HX	T100-KM100DB-M12X125	★	9.0	12.00	100.0	21.0	5	10.8	DIN 374
		2.874						*.354*	*.472*	*3.937*	*.827*		*.423*	
MF 12x1.5	1.50	73.00	9.00 x 7.00	C	6HX	T100-KM100DB-M12X150	★	9.0	12.00	100.0	21.0	5	10.5	DIN 374
		2.874						*.354*	*.472*	*3.937*	*.827*		*.413*	
MF 14x1.5	1.50	71.00	11.00 x 9.00	C	6HX	T100-KM100DB-M14X150	★	11.0	14.00	100.0	21.0	5	12.5	DIN 374
		2.795						*.433*	*.551*	*3.937*	*.827*		*.492*	
MF 16x1.5	1.50	58.00	12.00 x 9.00	C	6HX	T100-KM100DB-M16X150	★	12.0	16.00	100.0	21.0	5	14.5	DIN 374
		2.283						*.472*	*.630*	*3.937*	*.827*		*.571*	
MF 18x1.5	1.50	66.00	14.00 x 11.00	C	6HX	T100-KM100DB-M18X150	★	14.0	18.00	110.0	24.0	5	16.5	DIN 374
		2.598						*.551*	*.709*	*4.331*	*.945*		*.650*	
MF 20x1.5	1.50	80.00	16.00 x 12.00	C	6HX	T100-KM100DB-M20X150	★	16.0	20.00	125.0	24.0	5	18.5	DIN 374
		3.150						*.630*	*.787*	*4.921*	*.945*		*.728*	
MF 10x1	1.00	67.00	7.00 x 5.50	E	6HX	T100-KM102DB-M10X100	★	7.0	10.00	90.0	18.0	5	9.0	DIN 374
		2.638						*.276*	*.394*	*3.543*	*.709*		*.354*	
MF 10x1.25	1.25	77.00	7.00 x 5.50	E	6HX	T100-KM102DB-M10X125	★	7.0	10.00	100.0	20.0	5	8.8	DIN 374
		3.032						*.276*	*.394*	*3.937*	*.787*		*.346*	
MF 12x1.25	1.25	73.00	9.00 x 7.00	E	6HX	T100-KM102DB-M12X125	★	9.0	12.00	100.0	21.0	5	10.8	DIN 374
		2.874						*.354*	*.472*	*3.937*	*.827*		*.423*	
MF 12x1.5	1.50	73.00	9.00 x 7.00	E	6HX	T100-KM102DB-M12X150	★	9.0	12.00	100.0	21.0	5	10.5	DIN 374
		2.874						*.354*	*.472*	*3.937*	*.827*		*.413*	
MF 14x1.5	1.50	71.00	11.00 x 9.00	E	6HX	T100-KM102DB-M14X150	★	11.0	14.00	100.0	21.0	5	12.5	DIN 374
		2.795						*.433*	*.551*	*3.937*	*.827*		*.492*	
MF 16x1.5	1.50	58.00	12.00 x 9.00	E	6HX	T100-KM102DB-M16X150	★	12.0	16.00	100.0	21.0	5	14.5	DIN 374
		2.283						*.472*	*.630*	*3.937*	*.827*		*.571*	
MF 18x1.5	1.50	66.00	14.00 x 11.00	E	6HX	T100-KM102DB-M18X150	★	14.0	18.00	110.0	24.0	5	16.5	DIN 374
		2.598						*.551*	*.709*	*4.331*	*.945*		*.650*	
MF 20x1.5	1.50	80.00	16.00 x 12.00	E	6HX	T100-KM102DB-M20X150	★	16.0	20.00	125.0	24.0	5	18.5	DIN 374
		3.150						*.630*	*.787*	*4.921*	*.945*		*.728*	

C172 C157 E9 E27 C154

SANDVIK Coromant

SPA

Macho de corte CoroTap™ 100 con estrías rectas

Forma de rosca: métrica fina

DIN 374/ANSI

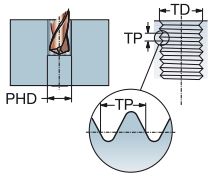

ULDR	2.5
SUBSTRATE	HSS-E-PM
COATING	PVD TIALN

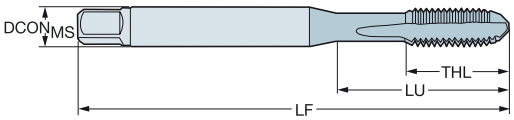

TDZ	TP	LU	CZC_{MS}	THCHT	TCTR	Código de pedido	K D210	Dimensiones, mm, pulg. $DCON_{MS}$	TD	LF	THL	NOF	PHD	BSG
MF 10x1	1.00	38.00	.381 x .286	C	6HX	T100-KM100AB-M10X100	★	9.7	10.00	90.0	20.6	5	9.0	DIN 374/ANSI
		1.496						*.381*	*.394*	*3.543*	*.811*		*.354*	
MF 12x1.25	1.25	71.90	.367 x .275	C	6HX	T100-KM101AB-M12X125	★	9.3	12.00	100.0	23.0	5	10.8	DIN 374/ANSI
		2.831						*.367*	*.472*	*3.937*	*.906*		*.423*	
MF 12x1.5	1.50	71.90	.367 x .275	C	6HX	T100-KM101AB-M12X150	★	9.3	12.00	100.0	23.0	5	10.5	DIN 374/ANSI
		2.831						*.367*	*.472*	*3.937*	*.906*		*.413*	
MF 14x1.5	1.50	70.30	.429 x .322	C	6HX	T100-KM101AB-M14X150	★	10.9	14.00	100.0	23.0	5	12.5	DIN 374/ANSI
		2.768						*.429*	*.551*	*3.937*	*.906*		*.492*	

C172 C157 E9 E27 C154

Macho de corte CoroTap™ 100 con estrías rectas

Forma de rosca: métrica fina

DIN 374/ANSI

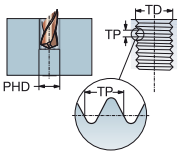

ULDR 2.5
SUBSTRATE HSS-E-PM
COATING PVD TIALN

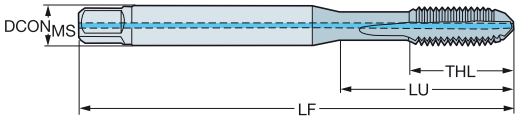

TDZ	TP	LU	CZC_{MS}	THCHT	TCTR	CNSC	CXSC	Código de pedido	K D210	$DCON_{MS}$	TD	LF	THL	NOF	BSG
										Dimensiones, mm, pulg.					
MF 10x1.25	1.25	38.00	.381 x .286	C	6HX	1	1	T100-KM104AB-M10X125	★	9.7	10.00	100.0	20.6	5	DIN 374/ANSI
		1.496								*.381*	*.394*	*3.937*	*.811*		
MF 14x1.5	1.50	70.30	.429 x .322	C	6HX	1	1	T100-KM105AB-M14X150	★	10.9	14.00	100.0	23.0	5	DIN 374/ANSI
		2.768								*.429*	*.551*	*3.937*	*.906*		
MF 10x1.25	1.25	38.00	.381 x .286	C	6HX	1	2	T100-KM108AB-M10X125	★	9.7	10.00	100.0	20.6	5	DIN 374/ANSI
		1.496								*.381*	*.394*	*3.937*	*.811*		
MF 12x1.5	1.50	71.90	.367 x .275	C	6HX	1	2	T100-KM109AB-M12X150	★	9.3	12.00	100.0	23.0	5	DIN 374/ANSI
		2.831								*.367*	*.472*	*3.937*	*.906*		
MF 14x1.5	1.50	70.30	.429 x .322	C	6HX	1	2	T100-KM109AB-M14X150	★	10.9	14.00	100.0	23.0	5	DIN 374/ANSI
		2.768								*.429*	*.551*	*3.937*	*.906*		

CXSC 1 = salida de refrigerante axial concéntrica
CXSC 2 = salida de refrigerante radial

C172 C157 E9 E27 E28 C154

SPA

Macho de corte CoroTap™ 100 con estrías rectas

Forma de rosca: UNC

DIN 2184-1/ANSI

ULDR 2.5
SUBSTRATE HSS-E-PM
COATING PVD TIALN

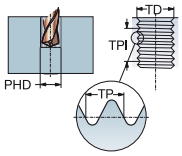

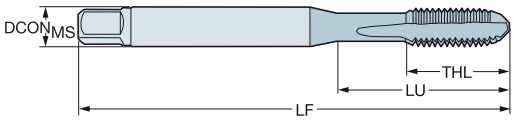

TDZ	TPI	LU	CZC_{MS}	THCHT	TCTR	Código de pedido	K D210	$DCON_{MS}$	TD	LF	THL	NOF	PHD	BSG
								Dimensiones, mm, pulg.						
UNC 1/4-20	20.00	25.00	.255 x .191	C	2BX	T100-KM100AE-1/4	★	6.5	6.35	80.0	15.6	5	5.1	DIN 2184-1/ANSI
		.984						*.255*	*.250*	*3.150*	*.614*		*.201*	
UNC 5/16-18	18.00	33.50	.318 x .238	C	2BX	T100-KM100AE-5/16	★	8.1	7.94	90.0	18.7	5	6.6	DIN 2184-1/ANSI
		1.319						*.318*	*.313*	*3.543*	*.736*		*.260*	
UNC 3/8-16	16.00	38.00	.381 x .286	C	2BX	T100-KM100AE-3/8	★	9.7	9.53	100.0	20.6	5	8.0	DIN 2184-1/ANSI
		1.496						*.381*	*.375*	*3.937*	*.811*		*.315*	
UNC 7/16-14	14.00	72.70	.323 x .242	C	2BX	T100-KM101AE-7/16	★	8.2	11.11	100.0	20.0	5	9.4	DIN 2184-1/ANSI
		2.862						*.323*	*.438*	*3.937*	*.787*		*.370*	
UNC 1/2-13	13.00	81.90	.367 x .275	C	2BX	T100-KM101AE-1/2	★	9.3	12.70	110.0	23.0	5	10.8	DIN 2184-1/ANSI
		3.224						*.367*	*.500*	*4.331*	*.906*		*.425*	
UNC 5/8-11	11.00	65.70	.480 x .360	C	2BX	T100-KM101AE-5/8	★	12.2	15.88	110.0	23.0	5	13.5	DIN 2184-1/ANSI
		2.587						*.480*	*.625*	*4.331*	*.906*		*.531*	
UNC 3/4-10	10.00	77.50	.590 x .442	C	2BX	T100-KM101AE-3/4	★	15.0	19.05	125.0	30.0	5	16.5	DIN 2184-1/ANSI
		3.051						*.590*	*.750*	*4.921*	*1.181*		*.650*	
UNC 7/8-9	9.00	90.95	.697 x .523	C	2BX	T100-KM101AE-7/8	★	17.7	22.23	140.0	34.0	5	19.5	DIN 2184-1/ANSI
		3.581						*.697*	*.875*	*5.512*	*1.339*		*.768*	
UNC 1/4-20	20.00	25.00	.255 x .191	E	2BX	T100-KM102AE-1/4	★	6.5	6.35	80.0	15.6	5	5.1	DIN 2184-1/ANSI
		.984						*.255*	*.250*	*3.150*	*.614*		*.201*	
UNC 5/16-18	18.00	33.50	.318 x .238	E	2BX	T100-KM102AE-5/16	★	8.1	7.94	90.0	18.7	5	6.6	DIN 2184-1/ANSI
		1.319						*.318*	*.313*	*3.543*	*.736*		*.260*	
UNC 3/8-16	16.00	38.00	.381 x .286	E	2BX	T100-KM102AE-3/8	★	9.7	9.53	100.0	20.6	5	8.0	DIN 2184-1/ANSI
		1.496						*.381*	*.375*	*3.937*	*.811*		*.315*	
UNC 1/2-13	13.00	81.90	.367 x .275	E	2BX	T100-KM103AE-1/2	★	9.3	12.70	110.0	23.0	5	10.8	DIN 2184-1/ANSI
		3.224						*.367*	*.500*	*4.331*	*.906*		*.425*	
UNC 5/8-11	11.00	65.70	.480 x .360	E	2BX	T100-KM103AE-5/8	★	12.2	15.88	110.0	23.0	5	13.5	DIN 2184-1/ANSI
		2.587						*.480*	*.625*	*4.331*	*.906*		*.531*	
UNC 3/4-10	10.00	77.50	.590 x .442	E	2BX	T100-KM103AE-3/4	★	15.0	19.05	125.0	30.0	5	16.5	DIN 2184-1/ANSI
		3.051						*.590*	*.750*	*4.921*	*1.181*		*.650*	
UNC 7/8-9	9.00	90.95	.697 x .523	E	2BX	T100-KM103AE-7/8	★	17.7	22.23	140.0	34.0	5	19.5	DIN 2184-1/ANSI
		3.581						*.697*	*.875*	*5.512*	*1.339*		*.768*	

C172 C157 E9 E27 C154

Macho de corte CoroTap™ 100 con estrías rectas

Forma de rosca: UNC

DIN 2184-1/ANSI, DIN 376/ANSI

ULDR 2.5
SUBSTRATE HSS-E-PM
COATING PVD TIALN

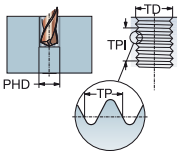

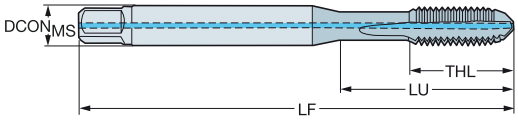

TDZ	TPI	LU	CZC_{MS}	THCHT	TCTR	CNSC	CXSC	Código de pedido	K D210	Dimensiones, mm, pulg. $DCON_{MS}$	TD	LF	THL	NOF	BSG
UNC 1/4-20	20.00	25.00	.255 x .191	C	2BX	1	1	T100-KM104AE-1/4	★	6.5	6.35	80.0	15.6	5	DIN 2184-1/ANSI
		.984								*.255*	*.250*	*3.150*	*.614*		
UNC 5/16-18	18.00	33.50	.318 x .238	C	2BX	1	1	T100-KM104AE-5/16	★	8.1	7.94	90.0	18.7	5	DIN 2184-1/ANSI
		1.319								*.318*	*.313*	*3.543*	*.736*		
UNC 3/8-16	16.00	38.00	.381 x .286	C	2BX	1	1	T100-KM104AE-3/8	★	9.7	9.53	100.0	20.6	5	DIN 2184-1/ANSI
		1.496								*.381*	*.375*	*3.937*	*.811*		
UNC 7/16-14	14.00	72.70	.323 x .242	C	2BX	1	1	T100-KM105AE-7/16	★	8.2	11.11	100.0	20.0	5	DIN 376/ANSI
		2.862								*.323*	*.438*	*3.937*	*.787*		
UNC 1/2-13	13.00	81.90	.367 x .275	C	2BX	1	1	T100-KM105AE-1/2	★	9.3	12.70	110.0	23.0	5	DIN 2184-1/ANSI
		3.224								*.367*	*.500*	*4.331*	*.906*		
UNC 1/4-20	20.00	25.00	.255 x .191	E	2BX	1	1	T100-KM106AE-1/4	★	6.5	6.35	80.0	15.6	5	DIN 2184-1/ANSI
		.984								*.255*	*.250*	*3.150*	*.614*		
UNC 5/16-18	18.00	33.50	.318 x .238	E	2BX	1	1	T100-KM106AE-5/16	★	8.1	7.94	90.0	18.7	5	DIN 2184-1/ANSI
		1.319								*.318*	*.313*	*3.543*	*.736*		
UNC 3/8-16	16.00	38.00	.381 x .286	E	2BX	1	1	T100-KM106AE-3/8	★	9.7	9.53	100.0	20.6	5	DIN 2184-1/ANSI
		1.496								*.381*	*.375*	*3.937*	*.811*		
UNC 1/2-13	13.00	81.90	.367 x .275	E	2BX	1	1	T100-KM107AE-1/2	★	9.3	12.70	110.0	23.0	5	DIN 2184-1/ANSI
		3.224								*.367*	*.500*	*4.331*	*.906*		
UNC 1/4-20	20.00	25.00	.255 x .191	C	2BX	1	2	T100-KM108AE-1/4	★	6.5	6.35	80.0	15.6	5	DIN 2184-1/ANSI
		.984								*.255*	*.250*	*3.150*	*.614*		
UNC 5/16-18	18.00	33.50	.318 x .238	C	2BX	1	2	T100-KM108AE-5/16	★	8.1	7.94	90.0	18.7	5	DIN 2184-1/ANSI
		1.319								*.318*	*.313*	*3.543*	*.736*		
UNC 3/8-16	16.00	38.00	.381 x .286	C	2BX	1	2	T100-KM108AE-3/8	★	9.7	9.53	100.0	20.6	5	DIN 2184-1/ANSI
		1.496								*.381*	*.375*	*3.937*	*.811*		
UNC 7/16-14	14.00	72.70	.323 x .242	C	2BX	1	2	T100-KM109AE-7/16	★	8.2	11.11	100.0	20.0	5	DIN 2184-1/ANSI
		2.862								*.323*	*.438*	*3.937*	*.787*		
UNC 1/2-13	13.00	81.90	.367 x .275	C	2BX	1	2	T100-KM109AE-1/2	★	9.3	12.70	110.0	23.0	5	DIN 2184-1/ANSI
		3.224								*.367*	*.500*	*4.331*	*.906*		

CXSC 1 = salida de refrigerante axial concéntrica
CXSC 2 = salida de refrigerante radial

C172 C157 E9 E27 E28 C154

SANDVIK Coromant

SPA

Macho de corte CoroTap™ 100 con estrías rectas

Forma de rosca: UNF

DIN 2184-1/ANSI

ULDR 2.5
SUBSTRATE HSS-E-PM
COATING PVD TIALN

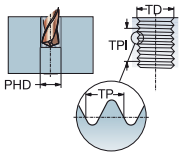

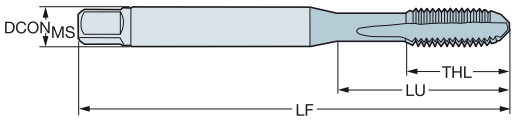

TDZ	TPI	LU	CZC_{MS}	THCHT	TCTR	Código de pedido	K D210	$DCON_{MS}$	TD	LF	THL	NOF	PHD	BSG
								Dimensiones, mm, pulg.						
UNF 1/4-28	28.00	25.00	.255 x .191	C	2BX	T100-KM100AF-1/4	★	6.5	6.35	80.0	15.6	5	5.5	DIN 2184-1/ANSI
		.984						*.255*	*.250*	*3.150*	*.614*		*.217*	
UNF 5/16-24	24.00	33.50	.318 x .238	C	2BX	T100-KM100AF-5/16	★	8.1	7.94	90.0	18.7	5	6.9	DIN 2184-1/ANSI
		1.319						*.318*	*.313*	*3.543*	*.736*		*.272*	
UNF 3/8-24	24.00	38.00	.381 x .286	C	2BX	T100-KM100AF-3/8	★	9.7	9.53	90.0	20.6	5	8.5	DIN 2184-1/ANSI
		1.496						*.381*	*.375*	*3.543*	*.811*		*.335*	
UNF 7/16-20	20.00	72.70	.323 x .242	C	2BX	T100-KM101AF-7/16	★	8.2	11.11	100.0	20.0	5	9.9	DIN 2184-1/ANSI
		2.862						*.323*	*.438*	*3.937*	*.787*		*.390*	
UNF 1/2-20	20.00	71.90	.367 x .275	C	2BX	T100-KM101AF-1/2	★	9.3	12.70	100.0	23.0	5	11.5	DIN 2184-1/ANSI
		2.831						*.367*	*.500*	*3.937*	*.906*		*.453*	
UNF 3/4-16	16.00	62.50	.590 x .442	C	2BX	T100-KM101AF-3/4	★	15.0	19.05	110.0	25.0	5	17.5	DIN 2184-1/ANSI
		2.461						*.590*	*.750*	*4.331*	*.984*		*.689*	
UNF 1/4-28	28.00	25.00	.255 x .191	E	2BX	T100-KM102AF-1/4	★	6.5	6.35	80.0	15.6	5	5.5	DIN 2184-1/ANSI
		.984						*.255*	*.250*	*3.150*	*.614*		*.217*	
UNF 3/8-24	24.00	38.00	.381 x .286	E	2BX	T100-KM102AF-3/8	★	9.7	9.53	90.0	20.6	5	8.5	DIN 2184-1/ANSI
		1.496						*.381*	*.375*	*3.543*	*.811*		*.335*	
UNF 7/16-20	20.00	72.70	.323 x .242	E	2BX	T100-KM103AF-7/16	★	8.2	11.11	100.0	20.0	5	9.9	DIN 2184-1/ANSI
		2.862						*.323*	*.438*	*3.937*	*.787*		*.390*	
UNF 1/2-20	20.00	71.90	.367 x .275	E	2BX	T100-KM103AF-1/2	★	9.3	12.70	100.0	23.0	5	11.5	DIN 2184-1/ANSI
		2.831						*.367*	*.500*	*3.937*	*.906*		*.453*	
UNF 5/8-18	18.00	55.70	.480 x .360	E	2BX	T100-KM103AF-5/8	★	12.2	15.88	100.0	23.0	5	14.5	DIN 2184-1/ANSI
		2.193						*.480*	*.625*	*3.937*	*.906*		*.571*	
UNF 3/4-16	16.00	62.50	.590 x .442	E	2BX	T100-KM103AF-3/4	★	15.0	19.05	110.0	25.0	5	17.5	DIN 2184-1/ANSI
		2.461						*.590*	*.750*	*4.331*	*.984*		*.689*	
UNF 7/8-14	14.00	75.95	.697 x .523	E	2BX	T100-KM103AF-7/8	★	17.7	22.23	125.0	25.0	5	20.4	DIN 2184-1/ANSI
		2.990						*.697*	*.875*	*4.921*	*.984*		*.803*	

C172 C157 E9 E27 C154

Macho de corte CoroTap™ 100 con estrías rectas

Forma de rosca: UNF

DIN 2184-1/ANSI

ULDR 2.5
SUBSTRATE HSS-E-PM
COATING PVD TIALN

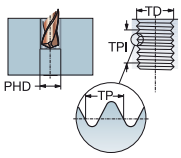

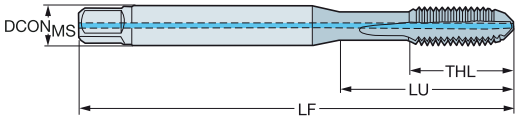

TDZ	TPI	LU	CZC_{MS}	THCHT	TCTR	CNSC	CXSC	Código de pedido	K C210	Dimensiones, mm, pulg. $DCON_{MS}$	TD	LF	THL	NOF	BSG
UNF 1/4-28	28.00	25.00	.255 x .191	C	2BX	1	1	T100-KM104AF-1/4	★	6.5	6.35	80.0	15.6	5	DIN 2184-1/ANSI
		.984								*.255*	*.250*	*3.150*	*.614*		
UNF 5/16-24	24.00	33.50	.318 x .238	C	2BX	1	1	T100-KM104AF-5/16	★	8.1	7.94	90.0	18.7	5	DIN 2184-1/ANSI
		1.319								*.318*	*.313*	*3.543*	*.736*		
UNF 3/8-24	24.00	38.00	.381 x .286	C	2BX	1	1	T100-KM104AF-3/8	★	9.7	9.53	90.0	20.6	5	DIN 2184-1/ANSI
		1.496								*.381*	*.375*	*3.543*	*.811*		
UNF 7/16-20	20.00	72.70	.323 x .242	C	2BX	1	1	T100-KM105AF-7/16	★	8.2	11.11	100.0	20.0	5	DIN 2184-1/ANSI
		2.862								*.323*	*.438*	*3.937*	*.787*		
UNF 1/2-20	20.00	71.90	.367 x .275	C	2BX	1	1	T100-KM105AF-1/2	★	9.3	12.70	100.0	23.0	5	DIN 2184-1/ANSI
		2.831								*.367*	*.500*	*3.937*	*.906*		
UNF 1/4-28	28.00	25.00	.255 x .191	E	2BX	1	1	T100-KM106AF-1/4	★	6.5	6.35	80.0	15.6	5	DIN 2184-1/ANSI
		.984								*.255*	*.250*	*3.150*	*.614*		
UNF 5/16-24	24.00	33.50	.318 x .238	E	2BX	1	1	T100-KM106AF-5/16	★	8.1	7.94	90.0	18.7	5	DIN 2184-1/ANSI
		1.319								*.318*	*.313*	*3.543*	*.736*		
UNF 3/8-24	24.00	38.00	.381 x .286	E	2BX	1	1	T100-KM106AF-3/8	★	9.7	9.53	90.0	20.6	5	DIN 2184-1/ANSI
		1.496								*.381*	*.375*	*3.543*	*.811*		
UNF 7/16-20	20.00	72.70	.323 x .242	E	2BX	1	1	T100-KM107AF-7/16	★	8.2	11.11	100.0	20.0	5	DIN 2184-1/ANSI
		2.862								*.323*	*.438*	*3.937*	*.787*		
UNF 1/2-20	20.00	71.90	.367 x .275	E	2BX	1	1	T100-KM107AF-1/2	★	9.3	12.70	100.0	23.0	5	DIN 2184-1/ANSI
		2.831								*.367*	*.500*	*3.937*	*.906*		
UNF 1/4-28	28.00	25.00	.255 x .191	C	2BX	1	2	T100-KM108AF-1/4	★	6.5	6.35	80.0	15.6	5	DIN 2184-1/ANSI
		.984								*.255*	*.250*	*3.150*	*.614*		
UNF 5/16-24	24.00	33.50	.318 x .238	C	2BX	1	2	T100-KM108AF-5/16	★	8.1	7.94	90.0	18.7	5	DIN 2184-1/ANSI
		1.319								*.318*	*.313*	*3.543*	*.736*		
UNF 3/8-24	24.00	38.00	.381 x .286	C	2BX	1	2	T100-KM108AF-3/8	★	9.7	9.53	90.0	20.6	5	DIN 2184-1/ANSI
		1.496								*.381*	*.375*	*3.543*	*.811*		
UNF 7/16-20	20.00	72.70	.323 x .242	C	2BX	1	2	T100-KM109AF-7/16	★	8.2	11.11	100.0	20.0	5	DIN 2184-1/ANSI
		2.862								*.323*	*.438*	*3.937*	*.787*		
UNF 1/2-20	20.00	71.90	.367 x .275	C	2BX	1	2	T100-KM109AF-1/2	★	9.3	12.70	100.0	23.0	5	DIN 2184-1/ANSI
		2.831								*.367*	*.500*	*3.937*	*.906*		

CXSC 1 = salida de refrigerante axial concéntrica
CXSC 2 = salida de refrigerante radial

C172 C157 E9 E27 E28 C154

SANDVIK Coromant

SPA

Macho de corte CoroTap™ 100 con estrías rectas

Forma de rosca: G

DIN 5156

ULDR 2.0
SUBSTRATE HSS-E
COATING PVD FEN

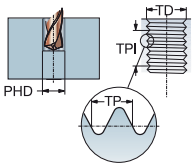

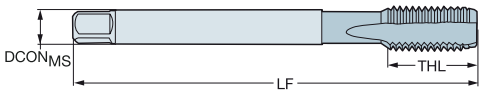

K

							Dimensiones, mm, pulg.					
TDZ	TPI	LU	CZC_{MS}	THCHT	TCTR	**Código de pedido**	$DCON_{MS}$	TD	LF	THL	NOF	BSG
G 1/8-28	28.00	67.00	7.00 x 5.50	C	NORMAL	**E4161/8**	7.0	9.73	90.0	20.0	4	DIN 5156
		2.638					*.276*	*.383*	*3.543*	*.787*		
G 1/4-19	19.00	71.00	11.00 x 9.00	C	NORMAL	**E4161/4**	11.0	13.16	100.0	21.0	4	DIN 5156
		2.795					*.433*	*.518*	*3.937*	*.827*		
G 3/8-19	19.00	58.00	12.00 x 9.00	C	NORMAL	**E4163/8**	12.0	16.66	100.0	21.0	5	DIN 5156
		2.283					*.472*	*.656*	*3.937*	*.827*		
G 1/2-14	14.00	80.00	16.00 x 12.00	C	NORMAL	**E4161/2**	16.0	20.96	125.0	24.0	5	DIN 5156
		3.150					*.630*	*.825*	*4.921*	*.945*		
G 3/4-14	14.00	77.00	20.00 x 16.00	C	NORMAL	**E4163/4**	20.0	26.44	140.0	28.0	6	DIN 5156
		3.032					*.787*	*1.041*	*5.512*	*1.102*		
G 1"-11	11.00	93.00	25.00 x 20.00	C	NORMAL	**E4161**	25.0	33.25	160.0	30.0	6	DIN 5156
		3.661					*.984*	*1.309*	*6.299*	*1.181*		

C172 C157 E9 C154

CoroTap™ 200

Aplicaciones

- Solo para agujeros pasantes
- Disponible en varias formas y estándares de rosca
- Hasta 3xD dependiendo de los materiales

O C

Ventajas y características

- Chaflán B (3.5-5 hilos) para una alta seguridad del proceso.
- El tratamiento del filo para reducir la fuerza axial y el par hace que la herramienta trabaje con más suavidad, reduce el riesgo de astillamiento del filo y mejora la calidad superficial, la vida útil de la herramienta y la formación de viruta.
- Machos de acero rápido pulvimetalúrgico que mejoran la tenacidad, la resistencia al desgaste y la vida útil de la herramienta.
- Hay varios recubrimientos y calidades disponibles.

- Machos con rectificado de entrada corregida
- Empuja la viruta hacia delante
- Para agujeros pasantes

www.sandvik.coromant.com/corotap200

CoroChuck™ 970, consulte nuestros catálogo de herramientas rotativas.

SPA

Macho de corte CoroTap™ 200 con entrada corregida

Forma de rosca: métrica

C-DIN371, DIN 371, DIN 376

ULDR 2.5
SUBSTRATE HSS-E-PM
COATING PVD TIALN

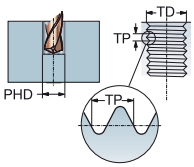

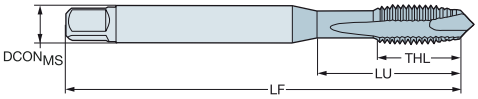

P
30–48 HRC

							Dimensiones, mm, pulg.					
TDZ	TP	LU	CZC_{MS}	THCHT	TCTR	**Código de pedido**	$DCON_{MS}$	TD	LF	THL	NOF	BSG
M 3	0.50	12.00	4.50 x 3.40	B	6H	**E324M3**	4.5	3.00	63.0	12.0	3	C-DIN 371
		.472					*.177*	*.118*	*2.480*	*.472*		
M 4	0.70	13.00	6.00 x 4.90	B	6H	**E324M4**	6.0	4.00	70.0	13.0	3	C-DIN 371
		.512					*.236*	*.157*	*2.756*	*.512*		
M 5	0.80	15.00	6.00 x 4.90	B	6H	**E324M5**	6.0	5.00	80.0	15.0	3	C-DIN 371
		.591					*.236*	*.197*	*3.150*	*.591*		
M 6	1.00	18.00	8.00 x 6.20	B	6H	**E324M6**	8.0	6.00	90.0	18.0	3	C-DIN 371
		.709					*.315*	*.236*	*3.543*	*.709*		
M 8	1.25	20.00	10.00 x 8.00	B	6H	**E324M8**	10.0	8.00	100.0	20.0	3	C-DIN 371
		.787					*.394*	*.315*	*3.937*	*.787*		
M 10	1.50	39.00	10.00 x 8.00	B	6H	**E324M10**	10.0	10.00	100.0	20.0	3	DIN 371
		1.535					*.394*	*.394*	*3.937*	*.787*		
M 12	1.75	83.00	9.00 x 7.00	B	6H	**E326M12**	9.0	12.00	110.0	23.0	4	DIN 376
		3.268					*.354*	*.472*	*4.331*	*.906*		
M 14	2.00	81.00	11.00 x 9.00	B	6H	**E326M14**	11.0	14.00	110.0	25.0	4	DIN 376
		3.189					*.433*	*.551*	*4.331*	*.984*		
M 16	2.00	68.00	12.00 x 9.00	B	6H	**E326M16**	12.0	16.00	110.0	25.0	4	DIN 376
		2.677					*.472*	*.630*	*4.331*	*.984*		
M 18	2.50	81.00	14.00 x 11.00	B	6H	**E326M18**	14.0	18.00	125.0	30.0	4	DIN 376
		3.189					*.551*	*.709*	*4.921*	*1.181*		
M 20	2.50	95.00	16.00 x 12.00	B	6H	**E326M20**	16.0	20.00	140.0	30.0	4	DIN 376
		3.740					*.630*	*.787*	*5.512*	*1.181*		

C174 C157 E9 C154

Macho de corte CoroTap™ 200 con entrada corregida

Forma de rosca: métrica

C-DIN/ANSI, DIN/ANSI

ULDR 2.5
SUBSTRATE HSS-E-PM
COATING PVD TIALN

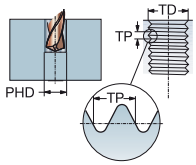

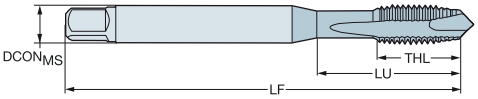

P
30–48 HRC

TDZ	TP	LU	CZC$_{MS}$	THCHT	TCTR	Código de pedido	DCON$_{MS}$	TD	LF	THL	NOF	BSG
							Dimensiones, mm, pulg.					
M 3	0.50	13.00	.168 x .131	B	6H	E854M3	4.3	3.00	63.0	14.7	3	C-DIN/ANSI
		.512					*.168*	*.118*	*2.480*	*.579*		
M 4	0.70	15.10	.194 x .152	B	6H	E854M4	4.9	4.00	70.0	15.1	3	C-DIN/ANSI
		.594					*.194*	*.157*	*2.756*	*.594*		
M 5	0.80	17.00	.255 x .191	B	6H	E854M5	6.5	5.00	80.0	17.0	3	C-DIN/ANSI
		.669					*.255*	*.197*	*3.150*	*.669*		
M 6	1.00	20.20	.318 x .238	B	6H	E854M6	8.1	6.00	90.0	20.2	3	C-DIN/ANSI
		.795					*.318*	*.236*	*3.543*	*.795*		
M 8	1.25	20.00	.381 x .286	B	6H	E854M8	9.7	8.00	100.0	22.8	3	C-DIN/ANSI
		.787					*.381*	*.315*	*3.937*	*.898*		
M 10	1.50	37.80	.381 x .286	B	6H	E854M10	9.7	10.00	100.0	20.0	3	C-DIN/ANSI
		1.488					*.381*	*.394*	*3.937*	*.787*		
M 12	1.75	86.02	.367 x .275	B	6H	E854M12	9.3	12.00	110.0	23.0	4	DIN/ANSI
		3.386					*.367*	*.472*	*4.331*	*.906*		
M 14	2.00	84.82	.429 x .322	B	6H	E854M14	10.9	14.00	110.0	23.0	4	DIN/ANSI
		3.339					*.429*	*.551*	*4.331*	*.906*		
M 16	2.00	70.86	.480 x .360	B	6H	E854M16	12.2	16.00	110.0	23.0	4	DIN/ANSI
		2.790					*.480*	*.630*	*4.331*	*.906*		
M 18	2.50	84.69	.542 x .406	B	6H	E854M18	13.8	18.00	125.0	30.0	4	DIN/ANSI
		3.334					*.542*	*.709*	*4.921*	*1.181*		
M 20	2.50	97.58	.652 x .489	B	6H	E854M20	16.6	20.00	140.0	30.0	4	DIN/ANSI
		3.842					*.652*	*.787*	*5.512*	*1.181*		

C174 C157 E9 C154

SANDVIK Coromant

SPA

Macho de corte CoroTap™ 200 con entrada corregida

Forma de rosca: métrica

DIN 371, DIN 376

ULDR 3.0
SUBSTRATE HSS-E-PM
COATING PVD TIALN

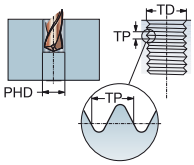

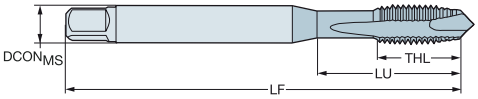

P
≤350HB

TDZ	TP	LU	CZC$_{MS}$	THCHT	TCTR	Código de pedido	DCON$_{MS}$	TD	LF	THL	NOF	BSG
							Dimensiones, mm, pulg.					
M 1	0.25	20.00	2.50 x 2.10	B	5HX	EP03PM1	2.5	1.00	40.0	5.0	2	DIN 371
		.787					*.098*	*.039*	*1.575*	*.197*		
M 1.2	0.25	20.00	2.50 x 2.10	B	5HX	EP03PM1.2	2.5	1.20	40.0	5.0	2	DIN 371
		.787					*.098*	*.047*	*1.575*	*.197*		
M 1.4	0.30	20.00	2.50 x 2.10	B	5HX	EP03PM1.4	2.5	1.40	40.0	6.5	2	DIN 371
		.787					*.098*	*.055*	*1.575*	*.256*		
M 1.6	0.35	20.00	2.50 x 2.10	B	6HX	EP03PM1.6	2.5	1.60	40.0	7.0	2	DIN 371
		.787					*.098*	*.063*	*1.575*	*.276*		
M 1.8	0.35	20.00	2.50 x 2.10	B	6HX	EP03PM1.8	2.5	1.80	40.0	7.0	2	DIN 371
		.787					*.098*	*.071*	*1.575*	*.276*		
M 2	0.40	9.00	2.80 x 2.10	B	6HX	EP03PM2	2.8	2.00	45.0	6.0	2	DIN 371
		.354					*.110*	*.079*	*1.772*	*.236*		
M 2.2	0.45	12.00	2.80 x 2.10	B	6HX	EP03PM2.2	2.8	2.20	45.0	7.0	2	DIN 371
		.472					*.110*	*.087*	*1.772*	*.276*		
M 2.3	0.40	12.00	2.80 x 2.10	B	6HX	EP03PM2.3	2.8	2.30	45.0	7.0	2	DIN 371
		.472					*.110*	*.091*	*1.772*	*.276*		
M 2.5	0.45	12.50	2.80 x 2.10	B	6HX	EP03PM2.5	2.8	2.50	50.0	8.0	2	DIN 371
		.492					*.110*	*.098*	*1.969*	*.315*		
M 3	0.50	18.00	3.50 x 2.70	B	6HX	EP03PM3	3.5	3.00	56.0	8.9	3	DIN 371
		.709					*.138*	*.118*	*2.205*	*.350*		
M 3.5	0.60	20.00	4.00 x 3.00	B	6HX	EP03PM3.5	4.0	3.50	56.0	10.8	3	DIN 371
		.787					*.157*	*.138*	*2.205*	*.425*		
M 4	0.70	21.00	4.50 x 3.40	B	6HX	EP03PM4	4.5	4.00	63.0	11.7	3	DIN 371
		.827					*.177*	*.157*	*2.480*	*.461*		
M 4	0.70	43.00	2.80 x 2.10	B	6HX	EP03PM4DIN376	2.8	4.00	63.0	12.0	3	DIN 376
		1.693					*.110*	*.157*	*2.480*	*.472*		
M 5	0.80	25.00	6.00 x 4.90	B	6HX	EP03PM5	6.0	5.00	70.0	12.6	3	DIN 371
		.984					*.236*	*.197*	*2.756*	*.496*		
M 5	0.80	49.00	3.50 x 2.70	B	6HX	EP03PM5DIN376	3.5	5.00	70.0	13.2	3	DIN 376
		1.929					*.138*	*.197*	*2.756*	*.520*		
M 6	1.00	30.00	6.00 x 4.90	B	6HX	EP03PM6	6.0	6.00	80.0	14.5	3	DIN 371
		1.181					*.236*	*.236*	*3.150*	*.571*		
M 6	1.00	59.00	4.50 x 3.40	B	6HX	EP03PM6DIN376	4.5	6.00	80.0	15.1	3	DIN 376
		2.323					*.177*	*.236*	*3.150*	*.594*		
M 7	1.00	30.00	7.00 x 5.50	B	6HX	EP03PM7	7.0	7.00	80.0	14.5	3	DIN 371
		1.181					*.276*	*.276*	*3.150*	*.571*		
M 8	1.25	35.00	8.00 x 6.20	B	6HX	EP03PM8	8.0	8.00	90.0	17.4	3	DIN 371
		1.378					*.315*	*.315*	*3.543*	*.685*		
M 8	1.25	67.00	6.00 x 4.90	B	6HX	EP03PM8DIN376	6.0	8.00	90.0	18.0	3	DIN 376
		2.638					*.236*	*.315*	*3.543*	*.709*		
M 10	1.50	39.00	10.00 x 8.00	B	6HX	EP03PM10	10.0	10.00	100.0	19.2	3	DIN 371
		1.535					*.394*	*.394*	*3.937*	*.756*		
M 10	1.50	77.00	7.00 x 5.50	B	6HX	EP03PM10DIN376	7.0	10.00	100.0	19.8	3	DIN 376
		3.032					*.276*	*.394*	*3.937*	*.780*		
M 12	1.75	83.00	9.00 x 7.00	B	6HX	EP03PM12	9.0	12.00	110.0	23.0	4	DIN 376
		3.268					*.354*	*.472*	*4.331*	*.906*		
M 14	2.00	81.00	11.00 x 9.00	B	6HX	EP03PM14	11.0	14.00	110.0	25.0	4	DIN 376
		3.189					*.433*	*.551*	*4.331*	*.984*		
M 16	2.00	68.00	12.00 x 9.00	B	6HX	EP03PM16	12.0	16.00	110.0	25.0	4	DIN 376
		2.677					*.472*	*.630*	*4.331*	*.984*		
M 18	2.50	81.00	14.00 x 11.00	B	6HX	EP03PM18	14.0	18.00	125.0	30.0	4	DIN 376
		3.189					*.551*	*.709*	*4.921*	*1.181*		
M 20	2.50	95.00	16.00 x 12.00	B	6HX	EP03PM20	16.0	20.00	140.0	30.0	4	DIN 376
		3.740					*.630*	*.787*	*5.512*	*1.181*		

C174 C157 E9 C154

Macho de corte CoroTap™ 200 con entrada corregida

Forma de rosca: métrica

DIN 371, DIN 376

ULDR 3.0
SUBSTRATE HSS-E-PM
COATING PVD TIALN

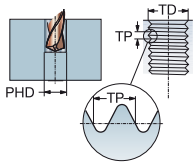

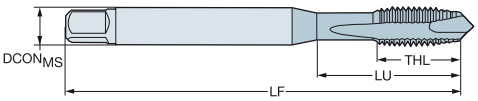

P
≤350HB

TDZ	TP	LU	CZC$_{MS}$	THCHT	TCTR	Código de pedido	DCON$_{MS}$	TD	LF	THL	NOF	BSG
							Dimensiones, mm, pulg.					
M 22	2.50	93.00	18.00 x 14.50	B	6HX	**EP03PM22**	18.0	22.00	140.0	34.0	4	DIN 376
		3.661					*.709*	*.866*	*5.512*	*1.339*		
M 24	3.00	113.00	18.00 x 14.50	B	6HX	**EP03PM24**	18.0	24.00	160.0	38.0	4	DIN 376
		4.449					*.709*	*.945*	*6.299*	*1.496*		
M 27	3.00	97.00	20.00 x 16.00	B	6HX	**EP03PM27**	20.0	27.00	160.0	38.0	4	DIN 376
		3.819					*.787*	*1.063*	*6.299*	*1.496*		
M 30	3.50	115.00	22.00 x 18.00	B	6HX	**EP03PM30**	22.0	30.00	180.0	45.0	4	DIN 376
		4.528					*.866*	*1.181*	*7.087*	*1.772*		

C174 C157 E9 C154

SPA

Macho de corte CoroTap™ 200 con entrada corregida

Forma de rosca: métrica

DIN 371, DIN 376

ULDR 3.0
SUBSTRATE HSS-E-PM
COATING PVD TIALN

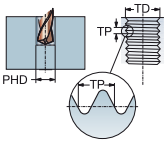

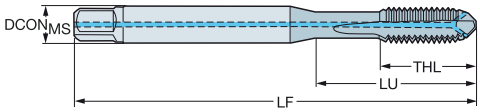

P
≤350HB

									Dimensiones, mm, pulg.					
TDZ	TP	LU	CZC_{MS}	THCHT	TCTR	CNSC	CXSC	**Código de pedido**	$DCON_{MS}$	TD	LF	THL	NOF	BSG
M 4	0.70	21.00	4.50 x 3.40	B	6HX	1	2	**EP09PM4**	4.5	4.00	63.0	11.7	3	DIN 371
		.827							*.177*	*.157*	*2.480*	*.461*		
M 5	0.80	25.00	6.00 x 4.90	B	6HX	1	2	**EP09PM5**	6.0	5.00	70.0	12.6	3	DIN 371
		.984							*.236*	*.197*	*2.756*	*.496*		
M 6	1.00	30.00	6.00 x 4.90	B	6HX	1	2	**EP09PM6**	6.0	6.00	80.0	14.5	3	DIN 371
		1.181							*.236*	*.236*	*3.150*	*.571*		
M 8	1.25	35.00	8.00 x 6.20	B	6HX	1	2	**EP09PM8**	8.0	8.00	90.0	17.4	3	DIN 371
		1.378							*.315*	*.315*	*3.543*	*.685*		
M 10	1.50	39.00	10.00 x 8.00	B	6HX	1	2	**EP09PM10**	10.0	10.00	100.0	19.2	3	DIN 371
		1.535							*.394*	*.394*	*3.937*	*.756*		
M 12	1.75	83.00	9.00 x 7.00	B	6HX	1	2	**EP09PM12**	9.0	12.00	110.0	23.0	4	DIN 376
		3.268							*.354*	*.472*	*4.331*	*.906*		
M 14	2.00	81.00	11.00 x 9.00	B	6HX	1	2	**EP09PM14**	11.0	14.00	110.0	25.0	4	DIN 376
		3.189							*.433*	*.551*	*4.331*	*.984*		
M 16	2.00	68.00	12.00 x 9.00	B	6HX	1	2	**EP09PM16**	12.0	16.00	110.0	25.0	4	DIN 376
		2.677							*.472*	*.630*	*4.331*	*.984*		
M 18	2.50	81.00	14.00 x 11.00	B	6HX	1	2	**EP09PM18**	14.0	18.00	125.0	30.0	4	DIN 376
		3.189							*.551*	*.709*	*4.921*	*1.181*		
M 20	2.50	95.00	16.00 x 12.00	B	6HX	1	2	**EP09PM20**	16.0	20.00	140.0	30.0	4	DIN 376
		3.740							*.630*	*.787*	*5.512*	*1.181*		
M 22	2.50	93.00	18.00 x 14.50	B	6HX	1	2	**EP09PM22**	18.0	22.00	140.0	34.0	4	DIN 376
		3.661							*.709*	*.866*	*5.512*	*1.339*		
M 24	3.00	113.00	18.00 x 14.50	B	6HX	1	2	**EP09PM24**	18.0	24.00	160.0	38.0	4	DIN 376
		4.449							*.709*	*.945*	*6.299*	*1.496*		
M 30	3.50	115.00	22.00 x 18.00	B	6HX	1	2	**EP09PM30**	22.0	30.00	180.0	45.0	4	DIN 376
		4.528							*.866*	*1.181*	*7.087*	*1.772*		

CXSC 2 = salida de refrigerante radial

C174 C157 E9 E28 C154

Macho de corte CoroTap™ 200 con entrada corregida

Forma de rosca: métrica

DIN/ANSI

ULDR 3.0
SUBSTRATE HSS-E-PM
COATING PVD TIALN

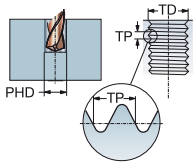

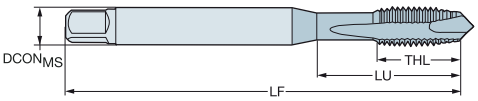

P
≤350HB

							Dimensiones, mm, pulg.					
TDZ	TP	LU	CZC_{MS}	THCHT	TCTR	Código de pedido	$DCON_{MS}$	TD	LF	THL	NOF	BSG
M 3	0.50	17.74	.141 x .110	B	6HX	EP03PAM3	3.6	3.00	56.0	9.0	3	DIN/ANSI
		.698					*.141*	*.118*	*2.205*	*.354*		
M 4	0.70	16.58	.168 x .131	B	6HX	EP03PAM4	4.3	4.00	63.0	13.0	3	DIN/ANSI
		.653					*.168*	*.157*	*2.480*	*.512*		
M 5	0.80	21.42	.194 x .152	B	6HX	EP03PAM5	4.9	5.00	70.0	14.0	3	DIN/ANSI
		.843					*.194*	*.197*	*2.756*	*.551*		
M 6	1.00	25.59	.255 x .191	B	6HX	EP03PAM6	6.5	6.00	80.0	15.0	3	DIN/ANSI
		1.007					*.255*	*.236*	*3.150*	*.591*		
M 8	1.25	30.20	.318 x .238	B	6HX	EP03PAM8	8.1	8.00	90.0	18.0	3	DIN/ANSI
		1.189					*.318*	*.315*	*3.543*	*.709*		
M 10	1.50	32.80	.381 x .286	B	6HX	EP03PAM10	9.7	10.00	100.0	20.0	3	DIN/ANSI
		1.292					*.381*	*.394*	*3.937*	*.787*		
M 12	1.75	86.02	.367 x .275	B	6HX	EP03PAM12	9.3	12.00	110.0	23.0	4	DIN/ANSI
		3.386					*.367*	*.472*	*4.331*	*.906*		
M 14	2.00	84.82	.429 x .322	B	6HX	EP03PAM14	10.9	14.00	110.0	23.0	4	DIN/ANSI
		3.339					*.429*	*.551*	*4.331*	*.906*		
M 16	2.00	70.86	.480 x .360	B	6HX	EP03PAM16	12.2	16.00	110.0	23.0	4	DIN/ANSI
		2.790					*.480*	*.630*	*4.331*	*.906*		
M 18	2.50	84.69	.542 x .406	B	6HX	EP03PAM18	13.8	18.00	125.0	30.0	4	DIN/ANSI
		3.334					*.542*	*.709*	*4.921*	*1.181*		
M 20	2.50	97.58	.652 x .489	B	6HX	EP03PAM20	16.6	20.00	140.0	30.0	4	DIN/ANSI
		3.842					*.652*	*.787*	*5.512*	*1.181*		
M 24	3.00	101.60	.760 x .570	B	6HX	EP03PAM24	19.3	24.00	160.0	36.0	4	DIN/ANSI
		4.000					*.760*	*.945*	*6.299*	*1.417*		

C174 C157 E9 C154

SANDVIK Coromant

SPA

Macho de corte CoroTap™ 200 con entrada corregida

Forma de rosca: métrica

DIN 371, DIN 376

ULDR 2.5
SUBSTRATE HSS-E
COATING PVD FEN

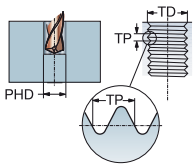

M

TDZ	TP	LU	CZC$_{MS}$	THCHT	TCTR	Código de pedido	DCON$_{MS}$	TD	LF	THL	NOF	BSG
							Dimensiones, mm, pulg.					
M 3	0.50	18.00	3.50 x 2.70	B	6H	E344M3	3.5	3.00	56.0	8.9	3	DIN 371
		.709					*.138*	*.118*	*2.205*	*.350*		
M 4	0.70	21.00	4.50 x 3.40	B	6H	E344M4	4.5	4.00	63.0	11.7	3	DIN 371
		.827					*.177*	*.157*	*2.480*	*.461*		
M 5	0.80	25.00	6.00 x 4.90	B	6H	E344M5	6.0	5.00	70.0	12.6	3	DIN 371
		.984					*.236*	*.197*	*2.756*	*.496*		
M 6	1.00	30.00	6.00 x 4.90	B	6H	E344M6	6.0	6.00	80.0	14.5	3	DIN 371
		1.181					*.236*	*.236*	*3.150*	*.571*		
M 8	1.25	35.00	8.00 x 6.20	B	6H	E344M8	8.0	8.00	90.0	17.4	3	DIN 371
		1.378					*.315*	*.315*	*3.543*	*.685*		
M 10	1.50	39.00	10.00 x 8.00	B	6H	E344M10	10.0	10.00	100.0	19.2	3	DIN 371
		1.535					*.394*	*.394*	*3.937*	*.756*		
M 12	1.75	83.00	9.00 x 7.00	B	6H	E345M12	9.0	12.00	110.0	23.0	4	DIN 376
		3.268					*.354*	*.472*	*4.331*	*.906*		
M 14	2.00	81.00	11.00 x 9.00	B	6H	E345M14	11.0	14.00	110.0	25.0	4	DIN 376
		3.189					*.433*	*.551*	*4.331*	*.984*		
M 16	2.00	68.00	12.00 x 9.00	B	6H	E345M16	12.0	16.00	110.0	25.0	4	DIN 376
		2.677					*.472*	*.630*	*4.331*	*.984*		
M 18	2.50	81.00	14.00 x 11.00	B	6H	E345M18	14.0	18.00	125.0	30.0	4	DIN 376
		3.189					*.551*	*.709*	*4.921*	*1.181*		
M 20	2.50	95.00	16.00 x 12.00	B	6H	E345M20	16.0	20.00	140.0	30.0	4	DIN 376
		3.740					*.630*	*.787*	*5.512*	*1.181*		
M 24	3.00	113.00	18.00 x 14.50	B	6H	E345M24	18.0	24.00	160.0	38.0	4	DIN 376
		4.449					*.709*	*.945*	*6.299*	*1.496*		
M 30	3.50	115.00	22.00 x 18.00	B	6H	E345M30	22.0	30.00	180.0	45.0	4	DIN 376
		4.528					*.866*	*1.181*	*7.087*	*1.772*		

C174 C157 E9 C154

Macho de corte CoroTap™ 200 con entrada corregida

Forma de rosca: métrica

DIN 371, DIN 376

ULDR 2.5
SUBSTRATE HSS-E
COATING PVD TICN

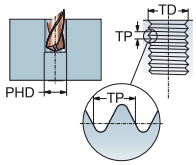

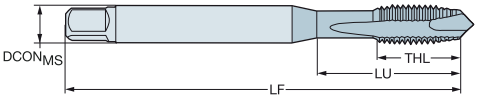

M

							Dimensiones, mm, pulg.					
TDZ	TP	LU	CZC_{MS}	THCHT	TCTR	**Código de pedido**	$DCON_{MS}$	TD	LF	THL	NOF	BSG
M 1	0.25	20.00	2.50 x 2.10	B	5HX	E454M1	2.5	1.00	40.0	5.0	2	DIN 371
		.787					*.098*	*.039*	*1.575*	*.197*		
M 1.2	0.25	20.00	2.50 x 2.10	B	5HX	E454M1.2	2.5	1.20	40.0	5.0	2	DIN 371
		.787					*.098*	*.047*	*1.575*	*.197*		
M 1.4	0.30	20.00	2.50 x 2.10	B	5HX	E454M1.4	2.5	1.40	40.0	6.5	2	DIN 371
		.787					*.098*	*.055*	*1.575*	*.256*		
M 1.6	0.35	20.00	2.50 x 2.10	B	6H	E454M1.6	2.5	1.60	40.0	7.0	2	DIN 371
		.787					*.098*	*.063*	*1.575*	*.276*		
M 1.8	0.35	20.00	2.50 x 2.10	B	6H	E454M1.8	2.5	1.80	40.0	7.0	2	DIN 371
		.787					*.098*	*.071*	*1.575*	*.276*		
M 2	0.40	9.00	2.80 x 2.10	B	6H	E454M2	2.8	2.00	45.0	6.0	2	DIN 371
		.354					*.110*	*.079*	*1.772*	*.236*		
M 2.2	0.45	12.00	2.80 x 2.10	B	6H	E454M2.2	2.8	2.20	45.0	7.0	2	DIN 371
		.472					*.110*	*.087*	*1.772*	*.276*		
M 2.3	0.40	12.00	2.80 x 2.10	B	6H	E454M2.3	2.8	2.30	45.0	7.0	2	DIN 371
		.472					*.110*	*.091*	*1.772*	*.276*		
M 2.5	0.45	12.50	2.80 x 2.10	B	6H	E454M2.5	2.8	2.50	50.0	8.0	2	DIN 371
		.492					*.110*	*.098*	*1.969*	*.315*		
M 2.6	0.45	12.50	2.80 x 2.10	B	6H	E454M2.6	2.8	2.60	50.0	8.0	2	DIN 371
		.492					*.110*	*.102*	*1.969*	*.315*		
M 3	0.50	18.00	3.50 x 2.70	B	6H	E454M3	3.5	3.00	56.0	8.9	3	DIN 371
		.709					*.138*	*.118*	*2.205*	*.350*		
M 4	0.70	21.00	4.50 x 3.40	B	6H	E454M4	4.5	4.00	63.0	11.7	3	DIN 371
		.827					*.177*	*.157*	*2.480*	*.461*		
M 5	0.80	25.00	6.00 x 4.90	B	6H	E454M5	6.0	5.00	70.0	12.6	3	DIN 371
		.984					*.236*	*.197*	*2.756*	*.496*		
M 6	1.00	30.00	6.00 x 4.90	B	6H	E454M6	6.0	6.00	80.0	14.5	3	DIN 371
		1.181					*.236*	*.236*	*3.150*	*.571*		
M 8	1.25	35.00	8.00 x 6.20	B	6H	E454M8	8.0	8.00	90.0	17.4	3	DIN 371
		1.378					*.315*	*.315*	*3.543*	*.685*		
M 10	1.50	39.00	10.00 x 8.00	B	6H	E454M10	10.0	10.00	100.0	19.2	3	DIN 371
		1.535					*.394*	*.394*	*3.937*	*.756*		
M 12	1.75	83.00	9.00 x 7.00	B	6H	E455M12	9.0	12.00	110.0	23.0	4	DIN 376
		3.268					*.354*	*.472*	*4.331*	*.906*		
M 14	2.00	81.00	11.00 x 9.00	B	6H	E455M14	11.0	14.00	110.0	25.0	4	DIN 376
		3.189					*.433*	*.551*	*4.331*	*.984*		
M 16	2.00	68.00	12.00 x 9.00	B	6H	E455M16	12.0	16.00	110.0	25.0	4	DIN 376
		2.677					*.472*	*.630*	*4.331*	*.984*		
M 18	2.50	81.00	14.00 x 11.00	B	6H	E455M18	14.0	18.00	125.0	30.0	4	DIN 376
		3.189					*.551*	*.709*	*4.921*	*1.181*		
M 20	2.50	95.00	16.00 x 12.00	B	6H	E455M20	16.0	20.00	140.0	30.0	4	DIN 376
		3.740					*.630*	*.787*	*5.512*	*1.181*		

C174 C157 E9 C154

SANDVIK Coromant

SPA

Macho de corte CoroTap™ 200 con entrada corregida

Forma de rosca: métrica

DIN/ANSI

ULDR 2.5
SUBSTRATE HSS-E-PM
COATING PVD TIALN+WCC

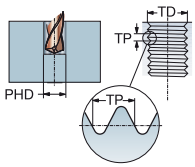

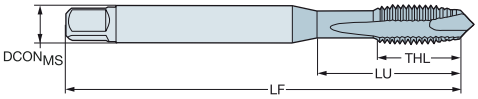

M

							Dimensiones, mm, pulg.					
TDZ	TP	LU	CZC_{MS}	THCHT	TCTR	**Código de pedido**	$DCON_{MS}$	TD	LF	THL	NOF	BSG
M 4	0.70	16.58	.168 x .131	B	6H	**E852M4**	4.3	4.00	63.0	13.0	3	DIN/ANSI
		.653					*.168*	*.157*	*2.480*	*.512*		
M 5	0.80	21.42	.194 x .152	B	6H	**E852M5**	4.9	5.00	70.0	14.0	3	DIN/ANSI
		.843					*.194*	*.197*	*2.756*	*.551*		
M 6	1.00	25.59	.255 x .191	B	6H	**E852M6**	6.5	6.00	80.0	15.0	3	DIN/ANSI
		1.007					*.255*	*.236*	*3.150*	*.591*		
M 8	1.25	30.20	.318 x .238	B	6H	**E852M8**	8.1	8.00	90.0	18.0	3	DIN/ANSI
		1.189					*.318*	*.315*	*3.543*	*.709*		
M 10	1.50	32.80	.381 x .286	B	6H	**E852M10**	9.7	10.00	100.0	20.0	3	DIN/ANSI
		1.292					*.381*	*.394*	*3.937*	*.787*		
M 12	1.75	86.02	.367 x .275	B	6H	**E852M12**	9.3	12.00	110.0	23.0	4	DIN/ANSI
		3.386					*.367*	*.472*	*4.331*	*.906*		
M 16	2.00	70.86	.480 x .360	B	6H	**E852M16**	12.2	16.00	110.0	23.0	4	DIN/ANSI
		2.790					*.480*	*.630*	*4.331*	*.906*		
M 18	2.50	84.69	.542 x .406	B	6H	**E852M18**	13.8	18.00	125.0	30.0	4	DIN/ANSI
		3.334					*.542*	*.709*	*4.921*	*1.181*		

C174 C157 E9 C154

Macho de corte CoroTap™ 200 con entrada corregida

Forma de rosca: métrica

DIN 371, DIN 376

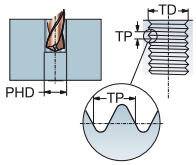

ULDR 2.0
SUBSTRATE HSS-E-PM
COATING PVD TICN

Para aleaciones con base de níquel

							S	Dimensiones, mm, pulg.						
TDZ	TP	LU	CZC_{MS}	THCHT	TCTR	**Código de pedido**	D115	$DCON_{MS}$	TD	LF	THL	NOF	PHD	BSG
M 3	0.50	15.00	3.50 x 2.70	B	6H	**T200-SD100DA-M3**	★	3.5	3.00	55.6	15.0	3	2.5	DIN 371
		.591						*.138*	*.118*	*2.191*	*.591*		*.098*	
M 4	0.70	20.00	4.50 x 3.40	B	6H	**T200-SD100DA-M4**	★	4.5	4.00	62.5	20.0	3	3.3	DIN 371
		.787						*.177*	*.157*	*2.461*	*.787*		*.130*	
M 5	0.80	25.00	6.00 x 4.90	B	6H	**T200-SD100DA-M5**	★	6.0	5.00	69.4	25.0	3	4.2	DIN 371
		.984						*.236*	*.197*	*2.733*	*.984*		*.165*	
M 6	1.00	30.00	6.00 x 4.90	B	6H	**T200-SD100DA-M6**	★	6.0	6.00	79.3	30.0	3	5.0	DIN 371
		1.181						*.236*	*.236*	*3.122*	*1.181*		*.197*	
M 8	1.25	40.00	8.00 x 6.20	B	6H	**T200-SD100DA-M8**	★	8.0	8.00	89.2	40.0	3	6.8	DIN 371
		1.575						*.315*	*.315*	*3.511*	*1.575*		*.268*	
M 10	1.50	50.00	10.00 x 8.00	B	6H	**T200-SD100DA-M10**	★	10.0	10.00	99.0	50.0	3	8.5	DIN 371
		1.969						*.394*	*.394*	*3.896*	*1.969*		*.335*	
M 12	1.75	67.85	9.00 x 7.00	B	6H	**T200-SD100DA-M12**	★	9.0	12.00	109.7	23.0	4	10.2	DIN 376
		2.671						*.354*	*.472*	*4.317*	*.906*		*.402*	
M 14	2.00	66.20	11.00 x 9.00	B	6H	**T200-SD100DA-M14**	★	11.0	14.00	110.0	25.0	4	12.0	DIN 376
		2.606						*.433*	*.551*	*4.331*	*.984*		*.472*	
M 16	2.00	66.20	12.00 x 9.00	B	6H	**T200-SD100DA-M16**	★	12.0	16.00	110.0	25.0	4	14.0	DIN 376
		2.606						*.472*	*.630*	*4.331*	*.984*		*.551*	
M 18	2.50	79.20	14.00 x 11.00	B	6H	**T200-SD100DA-M18**	★	14.0	18.00	125.0	30.0	4	15.5	DIN 376
		3.118						*.551*	*.709*	*4.921*	*1.181*		*.610*	
M 20	2.50	93.20	16.00 x 12.00	B	6H	**T200-SD100DA-M20**	★	16.0	20.00	140.0	30.0	4	17.5	DIN 376
		3.669						*.630*	*.787*	*5.512*	*1.181*		*.689*	

C174 C157 E9 E27 C154

SANDVIK Coromant

SPA

Macho de corte CoroTap™ 200 con entrada corregida

Forma de rosca: métrica

DIN 371, DIN 376



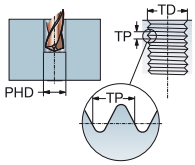

ULDR 2.0
SUBSTRATE HSS-E-PM
COATING PVD ALCRN

Para aleaciones de titanio

							S	Dimensiones, mm, pulg.						
TDZ	TP	LU	CZC_{MS}	THCHT	TCTR	Código de pedido	D115	$DCON_{MS}$	TD	LF	THL	NOF	PHD	BSG
M 2	0.40	8.00	2.80 x 2.10	B	6HX	T200-SM100DA-M2	★	2.8	2.00	45.0	8.0	2	1.6	DIN 371
		.315						*.110*	*.079*	*1.772*	*.315*		*.063*	
M 2.5	0.45	9.00	2.80 x 2.10	B	6HX	T200-SM100DA-M2.5	★	2.8	2.50	50.0	9.0	2	2.1	DIN 371
		.354						*.110*	*.098*	*1.969*	*.354*		*.081*	
M 3	0.50	10.00	3.50 x 2.70	B	6HX	T200-SM100DA-M3	★	3.5	3.00	56.0	10.0	2	2.5	DIN 371
		.394						*.138*	*.118*	*2.205*	*.394*		*.098*	
M 3.5	0.60	12.00	4.00 x 3.00	B	6HX	T200-SM100DA-M3.5	★	4.0	3.50	56.0	12.0	3	2.9	DIN 371
		.472						*.157*	*.138*	*2.205*	*.472*		*.114*	
M 4	0.70	13.00	4.50 x 3.40	B	6HX	T200-SM100DA-M4	★	4.5	4.00	63.0	13.0	3	3.3	DIN 371
		.512						*.177*	*.157*	*2.480*	*.512*		*.130*	
M 5	0.80	16.00	6.00 x 4.90	B	6HX	T200-SM100DA-M5	★	6.0	5.00	70.0	16.0	3	4.2	DIN 371
		.630						*.236*	*.197*	*2.756*	*.630*		*.165*	
M 6	1.00	23.00	6.00 x 4.90	B	6HX	T200-SM100DA-M6	★	6.0	6.00	80.0	15.0	3	5.0	DIN 371
		.906						*.236*	*.236*	*3.150*	*.591*		*.197*	
M 8	1.25	29.50	8.00 x 6.20	B	6HX	T200-SM100DA-M8	★	8.0	8.00	90.0	18.0	3	6.8	DIN 371
		1.161						*.315*	*.315*	*3.543*	*.709*		*.268*	
M 10	1.50	33.50	10.00 x 8.00	B	6HX	T200-SM101DA-M10	★	10.0	10.00	100.0	20.0	3	8.5	DIN 371
		1.319						*.394*	*.394*	*3.937*	*.787*		*.335*	
M 12	1.75	83.00	9.00 x 7.00	B	6HX	T200-SM101DA-M12	★	9.0	12.00	110.0	23.0	4	10.2	DIN 376
		3.268						*.354*	*.472*	*4.331*	*.906*		*.402*	
M 16	2.00	68.00	12.00 x 9.00	B	6HX	T200-SM101DA-M16	★	12.0	16.00	110.0	25.0	4	14.0	DIN 376
		2.677						*.472*	*.630*	*4.331*	*.984*		*.551*	
M 20	2.50	95.00	16.00 x 12.00	B	6HX	T200-SM101DA-M20	★	16.0	20.00	140.0	30.0	4	17.5	DIN 376
		3.740						*.630*	*.787*	*5.512*	*1.181*		*.689*	

C174 C157 E9 E27 C154

Macho de corte CoroTap™ 200 con entrada corregida

Forma de rosca: métrica

DIN 371

ULDR 3.0
SUBSTRATE HSS-E
COATING PVD ZrN - B125
UNCOAT - B150

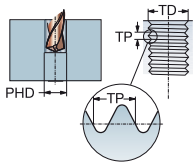

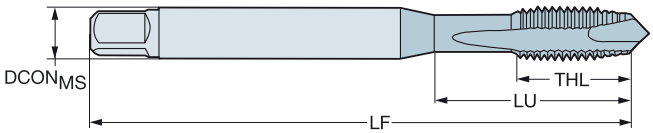

N

TDZ	TP	LU	CZC_{MS}	THCHT	TCTR	Código de pedido	N B125	N B150	$DCON_{MS}$	TD	LF	THL	NOF	PHD	BSG
M 3	0.50	16.00	3.50 x 2.70	B	6H	T200-NM100DA-M3	★		3.5	3.00	56.0	9.0	2	2.5	DIN 371
		.630							*.138*	*.118*	*2.205*	*.354*		*.098*	
M 4	0.70	19.00	4.50 x 3.40	B	6H	T200-NM100DA-M4	★	★	4.5	4.00	63.0	12.0	2	3.3	DIN 371
		.748							*.177*	*.157*	*2.480*	*.472*		*.130*	
M 5	0.80	23.00	6.00 x 4.90	B	6H	T200-NM100DA-M5	★	★	6.0	5.00	70.0	13.0	2	4.2	DIN 371
		.906							*.236*	*.197*	*2.756*	*.512*		*.165*	
M 6	1.00	27.00	6.00 x 4.90	B	6H	T200-NM100DA-M6	★	★	6.0	6.00	80.0	15.0	3	5.0	DIN 371
		1.063							*.236*	*.236*	*3.150*	*.591*		*.197*	
M 8	1.25	28.00	8.00 x 6.20	B	6H	T200-NM100DA-M8	★	★	8.0	8.00	90.0	18.0	3	6.8	DIN 371
		1.102							*.315*	*.315*	*3.543*	*.709*		*.268*	
M 10	1.50	30.00	10.00 x 8.00	B	6H	T200-NM100DA-M10	★		10.0	10.00	100.0	20.0	3	8.5	DIN 371
		1.181							*.394*	*.394*	*3.937*	*.787*		*.335*	

Dimensiones, mm, pulg.

DIN 376

ULDR 3.0
SUBSTRATE HSS-E
COATING PVD ZrN - B125
UNCOAT - B150

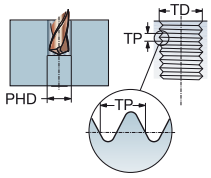

N

TDZ	TP	LU	CZC_{MS}	THCHT	TCTR	Código de pedido	N B125	N B150	$DCON_{MS}$	TD	LF	THL	NOF	PHD	BSG
M 12	1.75	83.00	9.00 x 7.00	B	6H	T200-NM101DA-M12	★	★	9.0	12.00	110.0	23.0	3	10.2	DIN 376
		3.268							*.354*	*.472*	*4.331*	*.906*		*.402*	
M 14	2.00	81.00	11.00 x 9.00	B	6H	T200-NM101DA-M14	★		11.0	14.00	110.0	25.0	4	12.0	DIN 376
		3.189							*.433*	*.551*	*4.331*	*.984*		*.472*	
M 16	2.00	68.00	12.00 x 9.00	B	6H	T200-NM101DA-M16	★	★	12.0	16.00	110.0	25.0	4	14.0	DIN 376
		2.677							*.472*	*.630*	*4.331*	*.984*		*.551*	

Dimensiones, mm, pulg.

C174 C157 E9 E27 C154

SANDVIK Coromant

Macho de corte CoroTap™ 200 con entrada corregida

Forma de rosca: métrica

DIN/ANSI

ULDR 3.0
SUBSTRATE HSS-E-PM

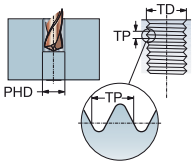

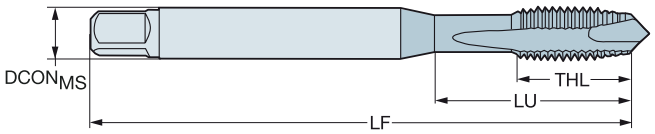

N

TDZ	TP	LU	CZC_{MS}	THCHT	TCTR	Código de pedido	N / D150	$DCON_{MS}$	TD	LF	THL	NOF	PHD	BSG
								Dimensiones, mm, pulg.						
M 3	0.50	15.88	.141 x .110	B	6H	T200-NM100AA-M3	★	3.6	3.00	56.0	9.0	2	2.5	DIN/ANSI
		.625						*.141*	*.118*	*2.205*	*.354*		*.098*	
M 4	0.70	16.58	.168 x .131	B	6H	T200-NM100AA-M4	★	4.3	4.00	63.0	13.0	2	3.3	DIN/ANSI
		.653						*.168*	*.157*	*2.480*	*.512*		*.130*	
M 5	0.80	21.42	.194 x .152	B	6H	T200-NM100AA-M5	★	4.9	5.00	70.0	14.0	2	4.2	DIN/ANSI
		.843						*.194*	*.197*	*2.756*	*.551*		*.165*	
M 6	1.00	25.59	.255 x .191	B	6H	T200-NM100AA-M6	★	6.5	6.00	80.0	15.0	3	5.0	DIN/ANSI
		1.007						*.255*	*.236*	*3.150*	*.591*		*.197*	
M 8	1.25	30.20	.318 x .238	B	6H	T200-NM100AA-M8	★	8.1	8.00	90.0	18.0	3	6.8	DIN/ANSI
		1.189						*.318*	*.315*	*3.543*	*.709*		*.268*	

C174 C157 E9 E27 C154

Macho de corte CoroTap™ 200 con entrada corregida

Forma de rosca: métrica fina

DIN 374

ULDR 3.0
SUBSTRATE HSS-E-PM
COATING PVD TIALN

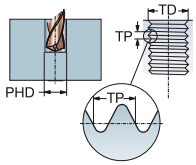

P
≤350HB

							Dimensiones, mm, pulg.					
TDZ	TP	LU	CZC_{MS}	THCHT	TCTR	**Código de pedido**	$DCON_{MS}$	TD	LF	THL	NOF	BSG
MF 4x0.5	0.50	43.00	2.80 x 2.10	B	6HX	**EP13PM4X.5**	2.8	4.00	63.0	12.0	3	DIN 374
		1.693					*.110*	*.157*	*2.480*	*.472*		
MF 5x0.5	0.50	49.00	3.50 x 2.70	B	6HX	**EP13PM5X.5**	3.5	5.00	70.0	13.0	3	DIN 374
		1.929					*.138*	*.197*	*2.756*	*.512*		
MF 6x0.75	0.75	59.00	4.50 x 3.40	B	6HX	**EP13PM6X.75**	4.5	6.00	80.0	15.0	3	DIN 374
		2.323					*.177*	*.236*	*3.150*	*.591*		
MF 8x0.75	0.75	57.00	6.00 x 4.90	B	6HX	**EP13PM8X.75**	6.0	8.00	80.0	15.0	3	DIN 374
		2.244					*.236*	*.315*	*3.150*	*.591*		
MF 8x1	1.00	67.00	6.00 x 4.90	B	6HX	**EP13PM8X1.0**	6.0	8.00	90.0	18.0	3	DIN 374
		2.638					*.236*	*.315*	*3.543*	*.709*		
MF 10x1	1.00	67.00	7.00 x 5.50	B	6HX	**EP13PM10X1.0**	7.0	10.00	90.0	17.6	3	DIN 374
		2.638					*.276*	*.394*	*3.543*	*.693*		
MF 10x1.25	1.25	77.00	7.00 x 5.50	B	6HX	**EP13PM10X1.25**	7.0	10.00	100.0	19.8	3	DIN 374
		3.032					*.276*	*.394*	*3.937*	*.780*		
MF 12x1	1.00	73.00	9.00 x 7.00	B	6HX	**EP13PM12X1.0**	9.0	12.00	100.0	21.0	4	DIN 374
		2.874					*.354*	*.472*	*3.937*	*.827*		
MF 12x1.25	1.25	73.00	9.00 x 7.00	B	6HX	**EP13PM12X1.25**	9.0	12.00	100.0	21.0	4	DIN 374
		2.874					*.354*	*.472*	*3.937*	*.827*		
MF 12x1.5	1.50	73.00	9.00 x 7.00	B	6HX	**EP13PM12X1.5**	9.0	12.00	100.0	21.0	4	DIN 374
		2.874					*.354*	*.472*	*3.937*	*.827*		
MF 14x1	1.00	71.00	11.00 x 9.00	B	6HX	**EP13PM14X1.0**	11.0	14.00	100.0	21.0	4	DIN 374
		2.795					*.433*	*.551*	*3.937*	*.827*		
MF 14x1.25	1.25	71.00	11.00 x 9.00	B	6HX	**EP13PM14X1.25**	11.0	14.00	100.0	21.0	4	DIN 374
		2.795					*.433*	*.551*	*3.937*	*.827*		
MF 14x1.5	1.50	71.00	11.00 x 9.00	B	6HX	**EP13PM14X1.5**	11.0	14.00	100.0	21.0	4	DIN 374
		2.795					*.433*	*.551*	*3.937*	*.827*		
MF 16x1	1.00	58.00	12.00 x 9.00	B	6HX	**EP13PM16X1.0**	12.0	16.00	100.0	21.0	4	DIN 374
		2.283					*.472*	*.630*	*3.937*	*.827*		
MF 16x1.5	1.50	58.00	12.00 x 9.00	B	6HX	**EP13PM16X1.5**	12.0	16.00	100.0	21.0	4	DIN 374
		2.283					*.472*	*.630*	*3.937*	*.827*		
MF 18x1	1.00	66.00	14.00 x 11.00	B	6HX	**EP13PM18X1.0**	14.0	18.00	110.0	24.0	4	DIN 374
		2.598					*.551*	*.709*	*4.331*	*.945*		
MF 18x1.5	1.50	66.00	14.00 x 11.00	B	6HX	**EP13PM18X1.5**	14.0	18.00	110.0	24.0	4	DIN 374
		2.598					*.551*	*.709*	*4.331*	*.945*		
MF 20x1	1.00	80.00	16.00 x 12.00	B	6HX	**EP13PM20X1.0**	16.0	20.00	125.0	24.0	4	DIN 374
		3.150					*.630*	*.787*	*4.921*	*.945*		
MF 20x1.5	1.50	80.00	16.00 x 12.00	B	6HX	**EP13PM20X1.5**	16.0	20.00	125.0	24.0	4	DIN 374
		3.150					*.630*	*.787*	*4.921*	*.945*		
MF 22x1.5	1.50	78.00	18.00 x 14.50	B	6HX	**EP13PM22X1.5**	18.0	22.00	125.0	25.0	4	DIN 374
		3.071					*.709*	*.866*	*4.921*	*.984*		
MF 24x1.5	1.50	93.00	18.00 x 14.50	B	6HX	**EP13PM24X1.5**	18.0	24.00	140.0	28.0	4	DIN 374
		3.661					*.709*	*.945*	*5.512*	*1.102*		
MF 24x2	2.00	93.00	18.00 x 14.50	B	6HX	**EP13PM24X2.0**	18.0	24.00	140.0	28.0	4	DIN 374
		3.661					*.709*	*.945*	*5.512*	*1.102*		
MF 26x1.5	1.50	93.00	18.00 x 14.50	B	6HX	**EP13PM26X1.5**	18.0	26.00	140.0	28.0	4	DIN 374
		3.661					*.709*	*1.024*	*5.512*	*1.102*		
MF 27x2	2.00	77.00	20.00 x 16.00	B	6HX	**EP13PM27X2.0**	20.0	27.00	140.0	28.0	4	DIN 374
		3.032					*.787*	*1.063*	*5.512*	*1.102*		
MF 28x1.5	1.50	77.00	20.00 x 16.00	B	6HX	**EP13PM28X1.5**	20.0	28.00	140.0	28.0	4	DIN 374
		3.032					*.787*	*1.102*	*5.512*	*1.102*		
MF 30x1.5	1.50	85.00	22.00 x 18.00	B	6HX	**EP13PM30X1.5**	22.0	30.00	150.0	28.0	4	DIN 374
		3.346					*.866*	*1.181*	*5.906*	*1.102*		
MF 30x2	2.00	85.00	22.00 x 18.00	B	6HX	**EP13PM30X2.0**	22.0	30.00	150.0	28.0	4	DIN 374
		3.346					*.866*	*1.181*	*5.906*	*1.102*		

C174 C157 E9 C154

SANDVIK Coromant

SPA

Macho de corte CoroTap™ 200 con entrada corregida

Forma de rosca: métrica fina

DIN/ANSI

ULDR 3.0
SUBSTRATE HSS-E-PM
COATING PVD TIALN

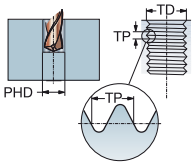

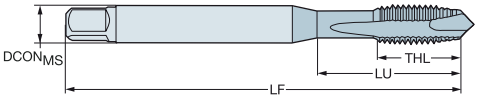

P
≤350HB

							Dimensiones, mm, pulg.					
TDZ	TP	LU	CZC_{MS}	THCHT	TCTR	**Código de pedido**	$DCON_{MS}$	TD	LF	THL	NOF	BSG
MF 8x1	1.00	30.20	.318 x .238	B	6HX	**EP13PAM8X1.0**	8.1	8.00	90.0	18.0	3	DIN/ANSI
		1.189					*.318*	*.315*	*3.543*	*.709*		
MF 10x1.25	1.25	32.80	.381 x .286	B	6HX	**EP13PAM10X1.25**	9.7	10.00	100.0	20.0	3	DIN/ANSI
		1.292					*.381*	*.394*	*3.937*	*.787*		
MF 12x1.25	1.25	86.02	.367 x .275	B	6HX	**EP13PAM12X1.25**	9.3	12.00	110.0	23.0	4	DIN/ANSI
		3.386					*.367*	*.472*	*4.331*	*.906*		
MF 12x1.5	1.50	86.02	.367 x .275	B	6HX	**EP13PAM12X1.5**	9.3	12.00	110.0	23.0	4	DIN/ANSI
		3.386					*.367*	*.472*	*4.331*	*.906*		
MF 14x1.5	1.50	84.82	.429 x .322	B	6HX	**EP13PAM14X1.5**	10.9	14.00	110.0	23.0	4	DIN/ANSI
		3.339					*.429*	*.551*	*4.331*	*.906*		
MF 16x1.5	1.50	70.86	.480 x .360	B	6HX	**EP13PAM16X1.5**	12.2	16.00	110.0	23.0	4	DIN/ANSI
		2.790					*.480*	*.630*	*4.331*	*.906*		
MF 18x1.5	1.50	84.69	.542 x .406	B	6HX	**EP13PAM18X1.5**	13.8	18.00	125.0	30.0	4	DIN/ANSI
		3.334					*.542*	*.709*	*4.921*	*1.181*		

C174 C157 E9 C154

Macho de corte CoroTap™ 200 con entrada corregida

Forma de rosca: métrica fina

DIN 374

ULDR 2.5
SUBSTRATE HSS-E
COATING PVD FEN

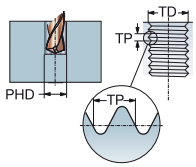

M

							Dimensiones, mm, pulg.					
TDZ	TP	LU	CZC_{MS}	THCHT	TCTR	Código de pedido	$DCON_{MS}$	TD	LF	THL	NOF	BSG
MF 8x1	1.00	67.00	6.00 x 4.90	B	6H	E364M8X1.0	6.0	8.00	90.0	18.0	3	DIN 374
		2.638					*.236*	*.315*	*3.543*	*.709*		
MF 10x1	1.00	67.00	7.00 x 5.50	B	6H	E364M10X1.0	7.0	10.00	90.0	20.0	3	DIN 374
		2.638					*.276*	*.394*	*3.543*	*.787*		
MF 10x1.25	1.25	77.00	7.00 x 5.50	B	6H	E364M10X1.25	7.0	10.00	100.0	20.0	3	DIN 374
		3.032					*.276*	*.394*	*3.937*	*.787*		
MF 12x1	1.00	73.00	9.00 x 7.00	B	6H	E364M12X1.0	9.0	12.00	100.0	21.0	4	DIN 374
		2.874					*.354*	*.472*	*3.937*	*.827*		
MF 12x1.25	1.25	73.00	9.00 x 7.00	B	6H	E364M12X1.25	9.0	12.00	100.0	21.0	4	DIN 374
		2.874					*.354*	*.472*	*3.937*	*.827*		
MF 12x1.5	1.50	73.00	9.00 x 7.00	B	6H	E364M12X1.5	9.0	12.00	100.0	21.0	4	DIN 374
		2.874					*.354*	*.472*	*3.937*	*.827*		
MF 14x1.5	1.50	71.00	11.00 x 9.00	B	6H	E364M14X1.5	11.0	14.00	100.0	21.0	4	DIN 374
		2.795					*.433*	*.551*	*3.937*	*.827*		
MF 16x1.5	1.50	58.00	12.00 x 9.00	B	6H	E364M16X1.5	12.0	16.00	100.0	21.0	5	DIN 374
		2.283					*.472*	*.630*	*3.937*	*.827*		
MF 18x1.5	1.50	66.00	14.00 x 11.00	B	6H	E364M18X1.5	14.0	18.00	110.0	24.0	5	DIN 374
		2.598					*.551*	*.709*	*4.331*	*.945*		
MF 20x1.5	1.50	80.00	16.00 x 12.00	B	6H	E364M20X1.5	16.0	20.00	125.0	24.0	5	DIN 374
		3.150					*.630*	*.787*	*4.921*	*.945*		

C174 C157 E9 C154

SANDVIK Coromant

SPA

Macho de corte CoroTap™ 200 con entrada corregida

Forma de rosca: métrica fina

DIN 371, DIN 374



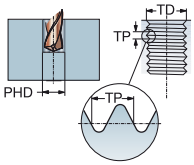

ULDR 2.0
SUBSTRATE HSS-E-PM
COATING PVD ALCRN

Para aleaciones de titanio

							S	Dimensiones, mm, pulg.						
TDZ	TP	LU	CZC_{MS}	THCHT	TCTR	Código de pedido	D115	$DCON_{MS}$	TD	LF	THL	NOF	PHD	BSG
MF 6x0.75	0.75	23.00	6.00 x 4.90	B	6HX	T200-SM100DB-M6X075	★	6.0	6.00	80.0	15.0	3	5.3	DIN 371
		.906						*.236*	*.236*	*3.150*	*.591*		*.207*	
MF 8x0.75	0.75	29.50	8.00 x 6.20	B	6HX	T200-SM100DB-M8X075	★	8.0	8.00	90.0	18.0	3	7.3	DIN 371
		1.161						*.315*	*.315*	*3.543*	*.709*		*.285*	
MF 8x1	1.00	29.50	8.00 x 6.20	B	6HX	T200-SM100DB-M8X100	★	8.0	8.00	90.0	18.0	3	7.0	DIN 371
		1.161						*.315*	*.315*	*3.543*	*.709*		*.276*	
MF 10x1	1.00	33.50	10.00 x 8.00	B	6HX	T200-SM100DB-M10X100	★	10.0	10.00	100.0	20.0	3	9.0	DIN 371
		1.319						*.394*	*.394*	*3.937*	*.787*		*.354*	
MF 12x1	1.00	73.00	9.00 x 7.00	B	6HX	T200-SM100DB-M12X100	★	9.0	12.00	100.0	21.0	4	11.0	DIN 374
		2.874						*.354*	*.472*	*3.937*	*.827*		*.433*	
MF 12x1.5	1.50	73.00	9.00 x 7.00	B	6HX	T200-SM100DB-M12X150	★	9.0	12.00	100.0	21.0	4	10.5	DIN 374
		2.874						*.354*	*.472*	*3.937*	*.827*		*.413*	
MF 14x1.5	1.50	71.00	11.00 x 9.00	B	6HX	T200-SM100DB-M14X150	★	11.0	14.00	100.0	21.0	4	12.5	DIN 374
		2.795						*.433*	*.551*	*3.937*	*.827*		*.492*	

C174 C157 E9 E27 C154

Macho de corte CoroTap™ 200 con entrada corregida

Forma de rosca: MJ

DIN 371



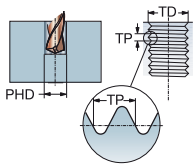

ULDR	2.0
SUBSTRATE	HSS-E-PM
COATING	PVD ALCRN

Para aleaciones de titanio

TDZ	TP	LU	CZC_{MS}	THCHT	TCTR	Código de pedido	S / D115	Dimensiones, mm, pulg. $DCON_{MS}$	TD	LF	THL	NOF	PHD	BSG
MJ 4	0.70	13.00	4.50 x 3.40	B	4H	T200-SM100DC-MJ4	★	4.5	4.00	63.0	13.0	3	3.3	DIN 371
		.512						*.177*	*.157*	*2.480*	*.512*		*.130*	
MJ 5	0.80	16.00	6.00 x 4.90	B	4H	T200-SM100DC-MJ5	★	6.0	5.00	70.0	16.0	3	4.2	DIN 371
		.630						*.236*	*.197*	*2.756*	*.630*		*.165*	
MJ 6	1.00	23.00	6.00 x 4.90	B	4H	T200-SM100DC-MJ6	★	6.0	6.00	80.0	15.0	3	5.0	DIN 371
		.906						*.236*	*.236*	*3.150*	*.591*		*.197*	
MJ 8	1.25	29.50	8.00 x 6.20	B	4H	T200-SM100DC-MJ8	★	8.0	8.00	90.0	18.0	3	6.8	DIN 371
		1.161						*.315*	*.315*	*3.543*	*.709*		*.268*	

C174 C157 E9 E27 C154

SPA

Macho de corte CoroTap™ 200 con entrada corregida

Forma de rosca: UNC

C-DIN/ANSI, DIN/ANSI

ULDR 2.5
SUBSTRATE HSS-E-PM
COATING PVD TIALN

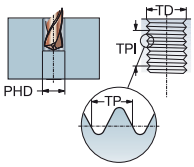

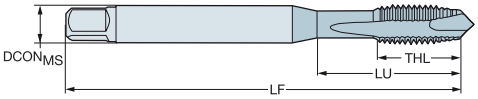

P
30–48 HRC

TDZ	TPI	LU	CZC_{MS}	THCHT	TCTR	Código de pedido	$DCON_{MS}$	TD	LF	THL	NOF	BSG
							Dimensiones, mm, pulg.					
UNC #4-40	40.00	11.90	.141 x .110	B	2B	E8744-40	3.6	2.84	56.0	11.9	3	C-DIN/ANSI
		.469					*.141*	*.112*	*2.205*	*.469*		
UNC #5-40	40.00	11.00	.141 x .110	B	2B	E8745-40	3.6	3.18	56.0	11.0	3	C-DIN/ANSI
		.433					*.141*	*.125*	*2.205*	*.433*		
UNC #6-32	32.00	13.90	.168 x .131	B	2B	E8746-32	4.3	3.51	63.0	13.9	3	C-DIN/ANSI
		.547					*.168*	*.138*	*2.480*	*.547*		
UNC #8-32	32.00	15.10	.194 x .152	B	2B	E8748-32	4.9	4.17	70.0	15.1	3	C-DIN/ANSI
		.594					*.194*	*.164*	*2.756*	*.594*		
UNC #10-24	24.00	17.00	.255 x .191	B	2B	E87410-24	6.5	4.83	80.0	17.0	3	C-DIN/ANSI
		.669					*.255*	*.190*	*3.150*	*.669*		
UNC 1/4-20	20.00	20.20	.318 x .238	B	2B	E8741/4	8.1	6.35	90.0	20.2	3	C-DIN/ANSI
		.795					*.318*	*.250*	*3.543*	*.795*		
UNC 5/16-18	18.00	20.00	.381 x .286	B	2B	E8745/16	9.7	7.94	100.0	22.8	3	C-DIN/ANSI
		.787					*.381*	*.313*	*3.937*	*.898*		
UNC 3/8-16	16.00	29.16	.381 x .286	B	2B	E8743/8	9.7	9.53	100.0	20.0	3	DIN/ANSI
		1.148					*.381*	*.375*	*3.937*	*.787*		
UNC 1/2-13	13.00	81.80	.367 x .275	B	2B	E8741/2	9.3	12.70	110.0	23.0	4	DIN/ANSI
		3.220					*.367*	*.500*	*4.331*	*.906*		
UNC 5/8-11	11.00	65.80	.480 x .360	B	2B	E8745/8	12.2	15.88	110.0	23.0	4	DIN/ANSI
		2.591					*.480*	*.625*	*4.331*	*.906*		
UNC 3/4-10	10.00	77.50	.590 x .442	B	2B	E8743/4	15.0	19.05	125.0	30.0	4	DIN/ANSI
		3.051					*.590*	*.750*	*4.921*	*1.181*		

C174 C157 E9 C154

Macho de corte CoroTap™ 200 con entrada corregida

Forma de rosca: UNC

DIN/ANSI

ULDR 3.0
SUBSTRATE HSS-E-PM
COATING PVD TIALN

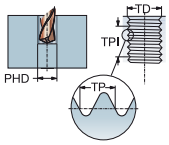

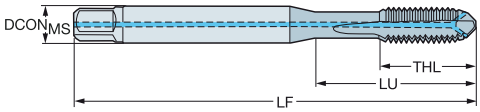

P
≤350HB

									Dimensiones, mm, pulg.					
TDZ	TPI	LU	CZC_{MS}	THCHT	TCTR	CNSC	CXSC	**Código de pedido**	$DCON_{MS}$	TD	LF	THL	NOF	BSG
UNC 1/4-20	20.00	24.59	.255 x .191	B	2BX	1	2	**EP29PA1/4**	6.5	6.35	80.0	15.0	3	DIN/ANSI
		.968							*.255*	*.250*	*3.150*	*.591*		
UNC 5/16-18	18.00	33.17	.318 x .238	B	2BX	1	2	**EP29PA5/16**	8.1	7.94	90.0	18.0	3	DIN/ANSI
		1.306							*.318*	*.313*	*3.543*	*.709*		
UNC 3/8-16	16.00	37.77	.381 x .286	B	2BX	1	2	**EP29PA3/8**	9.7	9.53	100.0	20.0	3	DIN/ANSI
		1.487							*.381*	*.375*	*3.937*	*.787*		
UNC 7/16-14	14.00	72.60	.323 x .242	B	2BX	1	2	**EP29PA7/16**	8.2	11.11	100.0	20.0	4	DIN/ANSI
		2.858							*.323*	*.438*	*3.937*	*.787*		
UNC 1/2-13	13.00	81.80	.367 x .275	B	2BX	1	2	**EP29PA1/2**	9.3	12.70	110.0	23.0	4	DIN/ANSI
		3.220							*.367*	*.500*	*4.331*	*.906*		
UNC 5/8-11	11.00	65.80	.480 x .360	B	2BX	1	2	**EP29PA5/8**	12.2	15.88	110.0	23.0	4	DIN/ANSI
		2.591							*.480*	*.625*	*4.331*	*.906*		
UNC 3/4-10	10.00	77.50	.590 x .442	B	2BX	1	2	**EP29PA3/4**	15.0	19.05	125.0	30.0	4	DIN/ANSI
		3.051							*.590*	*.750*	*4.921*	*1.181*		
UNC 7/8-9	9.00	90.90	.697 x .523	B	2BX	1	2	**EP29PA7/8**	17.7	22.23	140.0	34.0	4	DIN/ANSI
		3.579							*.697*	*.875*	*5.512*	*1.339*		
UNC 1"-8	8.00	95.40	.800 x .600	B	2BX	1	2	**EP29PA1**	20.3	25.40	160.0	36.0	4	DIN/ANSI
		3.756							*.800*	*1.000*	*6.299*	*1.417*		

CXSC 2 = salida de refrigerante radial

C174 C157 E9 E28 C154

SANDVIK Coromant

SPA

Macho de corte CoroTap™ 200 con entrada corregida

Forma de rosca: UNC

DIN/ANSI

ULDR 3.0
SUBSTRATE HSS-E-PM
COATING PVD TIALN

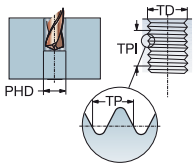

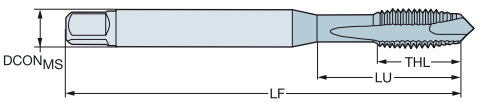

P
≤350HB

								Dimensiones, mm, pulg.					
TCT	TDZ	TPI	LU	CZC_{MS}	THCHT	TCTR	**Código de pedido**	$DCON_{MS}$	TD	LF	THL	NOF	BSG
H1	UNC #2-56	56.00	11.99	.141 x .110	B	2B	**EP23PA2-56**	3.6	2.18	45.0	7.0	2	DIN/ANSI
			.472					*.141*	*.086*	*1.772*	*.276*		
H2	UNC #4-40	40.00	16.97	.141 x .110	B	2B	**EP23PA4-40**	3.6	2.84	56.0	9.0	3	DIN/ANSI
			.668					*.141*	*.112*	*2.205*	*.354*		
H3	UNC #6-32	32.00	20.20	.141 x .110	B	2B	**EP23PA6-32**	3.6	3.51	56.0	11.0	3	DIN/ANSI
			.795					*.141*	*.138*	*2.205*	*.433*		
H3	UNC #8-32	32.00	21.18	.168 x .131	B	2B	**EP23PA8-32**	4.3	4.17	63.0	13.0	3	DIN/ANSI
			.834					*.168*	*.164*	*2.480*	*.512*		
H5	UNC #8-32	32.00	21.18	.168 x .131	B	2BX	**EP23PA8-32H5**	4.3	4.17	63.0	13.0	3	DIN/ANSI
			.834					*.168*	*.164*	*2.480*	*.512*		
H3	UNC #10-24	24.00	27.54	.194 x .152	B	2B	**EP23PA10-24**	4.9	4.83	70.0	14.0	3	DIN/ANSI
			1.084					*.194*	*.190*	*2.756*	*.551*		
H3	UNC 1/4-20	20.00	24.59	.255 x .191	B	3B	**EP23PA1/4**	6.5	6.35	80.0	15.0	3	DIN/ANSI
			.968					*.255*	*.250*	*3.150*	*.591*		
H5	UNC 1/4-20	20.00	24.59	.255 x .191	B	2B	**EP23PA1/4H5**	6.5	6.35	80.0	15.0	3	DIN/ANSI
			.968					*.255*	*.250*	*3.150*	*.591*		
H3	UNC 5/16-18	18.00	33.17	.318 x .238	B	3B	**EP23PA5/16**	8.1	7.94	90.0	18.0	3	DIN/ANSI
			1.306					*.318*	*.313*	*3.543*	*.709*		
H5	UNC 5/16-18	18.00	33.17	.318 x .238	B	2B	**EP23PA5/16H5**	8.1	7.94	90.0	18.0	3	DIN/ANSI
			1.306					*.318*	*.313*	*3.543*	*.709*		
H3	UNC 3/8-16	16.00	37.77	.381 x .286	B	3B	**EP23PA3/8**	9.7	9.53	100.0	20.0	3	DIN/ANSI
			1.487					*.381*	*.375*	*3.937*	*.787*		
H5	UNC 3/8-16	16.00	37.77	.381 x .286	B	2B	**EP23PA3/8H5**	9.7	9.53	100.0	20.0	3	DIN/ANSI
			1.487					*.381*	*.375*	*3.937*	*.787*		
H3	UNC 7/16-14	14.00	72.60	.323 x .242	B	3B	**EP23PA7/16**	8.2	11.11	100.0	20.0	4	DIN/ANSI
			2.858					*.323*	*.438*	*3.937*	*.787*		
H3	UNC 1/2-13	13.00	81.80	.367 x .275	B	3B	**EP23PA1/2**	9.3	12.70	110.0	23.0	4	DIN/ANSI
			3.220					*.367*	*.500*	*4.331*	*.906*		
H5	UNC 1/2-13	13.00	81.80	.367 x .275	B	2B	**EP23PA1/2H5**	9.3	12.70	110.0	23.0	4	DIN/ANSI
			3.220					*.367*	*.500*	*4.331*	*.906*		
H3	UNC 5/8-11	11.00	65.80	.480 x .360	B	3B	**EP23PA5/8**	12.2	15.88	110.0	23.0	4	DIN/ANSI
			2.591					*.480*	*.625*	*4.331*	*.906*		
H5	UNC 5/8-11	11.00	65.80	.480 x .360	B	2B	**EP23PA5/8H5**	12.2	15.88	110.0	23.0	4	DIN/ANSI
			2.591					*.480*	*.625*	*4.331*	*.906*		
H3	UNC 3/4-10	10.00	77.50	.590 x .442	B	3B	**EP23PA3/4**	15.0	19.05	125.0	30.0	4	DIN/ANSI
			3.051					*.590*	*.750*	*4.921*	*1.181*		
H5	UNC 3/4-10	10.00	77.50	.590 x .442	B	2B	**EP23PA3/4H5**	15.0	19.05	125.0	30.0	4	DIN/ANSI
			3.051					*.590*	*.750*	*4.921*	*1.181*		
H4	UNC 7/8-9	9.00	92.50	.697 x .523	B	3B	**EP23PA7/8**	17.7	22.23	140.0	34.0	4	DIN/ANSI
			3.642					*.697*	*.875*	*5.512*	*1.339*		
H4	UNC 1"-8	8.00	95.40	.800 x .600	B	3B	**EP23PA1**	20.3	25.40	160.0	36.0	4	DIN/ANSI
			3.756					*.800*	*1.000*	*6.299*	*1.417*		

C174 C157 E9 C154

Macho de corte CoroTap™ 200 con entrada corregida

Forma de rosca: UNC

DIN/ANSI

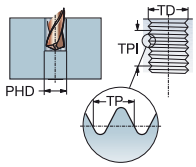

ULDR 2.5
SUBSTRATE HSS-PM
COATING PVD TIALN+WCC

M

							Dimensiones, mm, pulg.					
TDZ	TPI	LU	CZC_{MS}	THCHT	TCTR	**Código de pedido**	$DCON_{MS}$	TD	LF	THL	NOF	BSG
UNC #4-40	40.00	15.47	.141 x .110	B	2B	**E8724-40**	3.6	2.84	56.0	9.0	3	DIN/ANSI
		.609					*.141*	*.112*	*2.205*	*.354*		
UNC #6-32	32.00	15.08	.141 x .110	B	2B	**E8726-32**	3.6	3.51	56.0	11.0	3	DIN/ANSI
		.594					*.141*	*.138*	*2.205*	*.433*		
UNC #8-32	32.00	16.58	.168 x .131	B	2B	**E8728-32**	4.3	4.17	63.0	13.0	3	DIN/ANSI
		.653					*.168*	*.164*	*2.480*	*.512*		
UNC #10-24	24.00	21.42	.194 x .152	B	2B	**E87210-24**	4.9	4.83	70.0	14.0	3	DIN/ANSI
		.843					*.194*	*.190*	*2.756*	*.551*		
UNC 1/4-20	20.00	25.59	.255 x .191	B	2B	**E8721/4**	6.5	6.35	80.0	15.0	3	DIN/ANSI
		1.007					*.255*	*.250*	*3.150*	*.591*		
UNC 5/16-18	18.00	30.20	.318 x .238	B	2B	**E8725/16**	8.1	7.94	90.0	18.0	3	DIN/ANSI
		1.189					*.318*	*.313*	*3.543*	*.709*		
UNC 3/8-16	16.00	32.80	.381 x .286	B	2B	**E8723/8**	9.7	9.53	100.0	20.0	3	DIN/ANSI
		1.292					*.381*	*.375*	*3.937*	*.787*		
UNC 7/16-14	14.00	72.60	.323 x .242	B	2B	**E8727/16**	8.2	11.11	100.0	20.0	4	DIN/ANSI
		2.858					*.323*	*.438*	*3.937*	*.787*		
UNC 1/2-13	13.00	81.80	.367 x .275	B	2B	**E8721/2**	9.3	12.70	110.0	23.0	4	DIN/ANSI
		3.220					*.367*	*.500*	*4.331*	*.906*		
UNC 3/4-10	10.00	77.50	.590 x .442	B	2B	**E8723/4**	15.0	19.05	125.0	30.0	4	DIN/ANSI
		3.051					*.590*	*.750*	*4.921*	*1.181*		

C174 C157 E9 C154

SANDVIK Coromant

SPA

Macho de corte CoroTap™ 200 con entrada corregida

Forma de rosca: UNC

DIN/ANSI

ULDR 2.0
SUBSTRATE HSS-E-PM
COATING PVD TICN

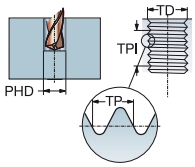

Para aleaciones con base de níquel

TDZ	TPI	LU	CZC_{MS}	THCHT	TCTR	Código de pedido	S / D115	Dimensiones, mm, pulg. $DCON_{MS}$	TD	LF	THL	NOF	PHD	BSG
UNC #4-40	40.00	14.20	.141 x .110	B	3BX	T200-SD100AE-4-40	★	3.6	2.84	55.9	14.2	3	2.4	DIN/ANSI
		.559						*.141*	*.112*	*2.202*	*.559*		*.093*	
UNC #6-32	32.00	17.50	.141 x .110	B	3BX	T200-SD100AE-6-32	★	3.6	3.51	55.3	17.5	3	2.9	DIN/ANSI
		.689						*.141*	*.138*	*2.176*	*.689*		*.112*	
UNC #8-32	32.00	20.80	.168 x .131	B	3BX	T200-SD100AE-8-32	★	4.3	4.17	62.6	20.8	3	3.5	DIN/ANSI
		.819						*.168*	*.164*	*2.466*	*.819*		*.138*	
UNC #10-24	24.00	24.10	.194 x .152	B	3BX	T200-SD100AE-10-24	★	4.9	4.83	69.7	24.1	3	3.9	DIN/ANSI
		.949						*.194*	*.190*	*2.744*	*.949*		*.154*	
UNC 1/4-20	20.00	31.80	.255 x .191	B	3BX	T200-SD100AE-1/4	★	6.5	6.35	79.0	31.8	3	5.1	DIN/ANSI
		1.252						*.255*	*.250*	*3.111*	*1.252*		*.201*	
UNC 5/16-18	18.00	39.70	.323 x .242	B	3BX	T200-SD100AE-5/16	★	8.2	7.94	89.1	39.7	3	6.6	DIN/ANSI
		1.563						*.323*	*.313*	*3.509*	*1.563*		*.260*	
UNC 3/8-16	16.00	47.60	.381 x .286	B	3BX	T200-SD100AE-3/8	★	9.7	9.53	99.2	47.6	3	8.0	DIN/ANSI
		1.874						*.381*	*.375*	*3.906*	*1.874*		*.315*	
UNC 7/16-14	14.00	72.60	.323 x .242	B	3BX	T200-SD100AE-7/16	★	8.2	11.11	100.0	20.0	4	9.4	DIN/ANSI
		2.858						*.323*	*.438*	*3.937*	*.787*		*.370*	
UNC 1/2-13	13.00	81.80	.367 x .275	B	3BX	T200-SD100AE-1/2	★	9.3	12.70	110.0	23.0	4	10.8	DIN/ANSI
		3.220						*.367*	*.500*	*4.331*	*.906*		*.425*	
UNC 5/8-11	11.00	65.80	.480 x .360	B	3BX	T200-SD100AE-5/8	★	12.2	15.88	110.0	23.0	4	13.5	DIN/ANSI
		2.591						*.480*	*.625*	*4.331*	*.906*		*.531*	
UNC 3/4-10	10.00	77.50	.590 x .442	B	3BX	T200-SD100AE-3/4	★	15.0	19.05	125.0	30.0	4	16.5	DIN/ANSI
		3.051						*.590*	*.750*	*4.921*	*1.181*		*.650*	

C174 C157 E9 E27 C154

Macho de corte CoroTap™ 200 con entrada corregida

Forma de rosca: UNC

DIN/ANSI

ULDR 3.0
SUBSTRATE HSS-E-PM

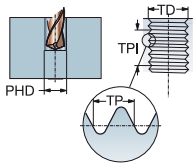

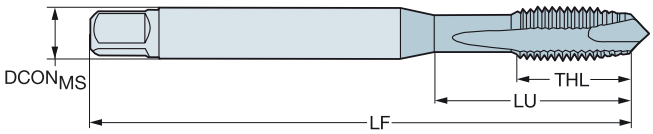

N

TDZ	TPI	LU	CZC$_{MS}$	THCHT	TCTR	Código de pedido	N / D150	Dimensiones, mm, pulg. DCON$_{MS}$	TD	LF	THL	NOF	PHD	BSG
UNC #4-40	40.00	15.47	.141 x .110	B	2B	T200-NM100AE-4-40	★	3.6	2.84	56.0	9.0	2	2.4	DIN/ANSI
		.609						*.141*	*.112*	*2.205*	*.354*		*.093*	
UNC #6-32	32.00	15.08	.141 x .110	B	2B	T200-NM100AE-6-32	★	3.6	3.51	56.0	11.0	2	2.9	DIN/ANSI
		.594						*.141*	*.138*	*2.205*	*.433*		*.112*	
UNC #8-32	32.00	16.58	.168 x .131	B	2B	T200-NM100AE-8-32	★	4.3	4.17	63.0	13.0	2	3.5	DIN/ANSI
		.653						*.168*	*.164*	*2.480*	*.512*		*.138*	
UNC #10-24	24.00	21.42	.194 x .152	B	2B	T200-NM100AE-10-24	★	4.9	4.83	70.0	14.0	2	3.9	DIN/ANSI
		.843						*.194*	*.190*	*2.756*	*.551*		*.154*	
UNC 1/4-20	20.00	25.59	.255 x .191	B	2B	T200-NM100AE-1/4	★	6.5	6.35	80.0	15.0	3	5.1	DIN/ANSI
		1.007						*.255*	*.250*	*3.150*	*.591*		*.201*	
UNC 5/16-18	18.00	30.20	.318 x .238	B	2B	T200-NM100AE-5/16	★	8.1	7.94	90.0	18.0	3	6.6	DIN/ANSI
		1.189						*.318*	*.313*	*3.543*	*.709*		*.260*	
UNC 7/16-14	14.00	72.60	.323 x .242	B	2B	T200-NM100AE-7/16	★	8.2	11.11	100.0	20.0	3	9.4	DIN/ANSI
		2.858						*.323*	*.438*	*3.937*	*.787*		*.370*	
UNC 1/2-13	13.00	81.80	.367 x .275	B	2B	T200-NM100AE-1/2	★	9.3	12.70	110.0	23.0	3	10.8	DIN/ANSI
		3.220						*.367*	*.500*	*4.331*	*.906*		*.425*	

Forma de rosca: UNF

DIN/ANSI

TDZ	TPI	LU	CZC$_{MS}$	THCHT	TCTR	Código de pedido	N / D150	Dimensiones, mm, pulg. DCON$_{MS}$	TD	LF	THL	NOF	PHD	BSG
UNF #10-32	32.00	21.42	.194 x .152	B	2B	T200-NM100AF-10-32	★	4.9	4.83	70.0	14.0	2	4.1	DIN/ANSI
		.843						*.194*	*.190*	*2.756*	*.551*		*.161*	
UNF 1/4-28	28.00	25.59	.255 x .191	B	2B	T200-NM100AF-1/4	★	6.5	6.35	80.0	15.0	3	5.5	DIN/ANSI
		1.007						*.255*	*.250*	*3.150*	*.591*		*.217*	

C174 C157 E9 E27 C154

SANDVIK Coromant

SPA

Macho de corte CoroTap™ 200 con entrada corregida

Forma de rosca: UNF

DIN/ANSI

ULDR 2.5
SUBSTRATE HSS-PM
COATING PVD TIALN+WCC

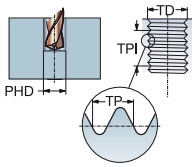

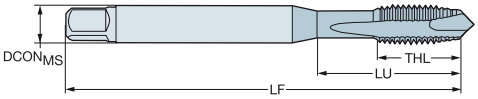

M

TDZ	TPI	LU	CZC$_{MS}$	THCHT	TCTR	Código de pedido	Dimensiones, mm, pulg. DCON$_{MS}$	TD	LF	THL	NOF	BSG
UNF #10-32	32.00	21.42	.194 x .152	B	2B	**E87310-32**	4.9	4.83	70.0	14.0	3	DIN/ANSI
		.843					*.194*	*.190*	*2.756*	*.551*		
UNF 1/4-28	28.00	25.59	.255 x .191	B	2B	**E8731/4**	6.5	6.35	80.0	15.0	3	DIN/ANSI
		1.007					*.255*	*.250*	*3.150*	*.591*		
UNF 5/16-24	24.00	30.20	.318 x .238	B	2B	**E8735/16**	8.1	7.94	90.0	18.0	3	DIN/ANSI
		1.189					*.318*	*.313*	*3.543*	*.709*		
UNF 3/8-24	24.00	32.80	.381 x .286	B	2B	**E8733/8**	9.7	9.53	100.0	20.0	3	DIN/ANSI
		1.292					*.381*	*.375*	*3.937*	*.787*		
UNF 7/16-20	20.00	72.60	.323 x .242	B	2B	**E8737/16**	8.2	11.11	100.0	20.0	4	DIN/ANSI
		2.858					*.323*	*.438*	*3.937*	*.787*		
UNF 1/2-20	20.00	81.80	.367 x .275	B	2B	**E8731/2**	9.3	12.70	110.0	23.0	4	DIN/ANSI
		3.220					*.367*	*.500*	*4.331*	*.906*		
UNF 5/8-18	18.00	65.80	.480 x .360	B	2B	**E8735/8**	12.2	15.88	110.0	23.0	4	DIN/ANSI
		2.591					*.480*	*.625*	*4.331*	*.906*		
UNF 7/8-14	14.00	90.90	.697 x .523	B	2B	**E8737/8**	17.7	22.23	140.0	34.0	4	DIN/ANSI
		3.579					*.697*	*.875*	*5.512*	*1.339*		

C174 C157 E9 C154

Macho de corte CoroTap™ 200 con entrada corregida

Forma de rosca: UNF

DIN/ANSI

ULDR 2.0
SUBSTRATE HSS-E-PM
COATING PVD TICN

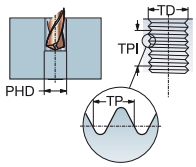

Para aleaciones con base de níquel

TDZ	TPI	LU	CZC_{MS}	THCHT	TCTR	Código de pedido	S D115	$DCON_{MS}$	TD	LF	THL	NOF	PHD	BSG
								Dimensiones, mm, pulg.						
UNF #4-48	48.00	14.20	.141 x .110	B	3BX	T200-SD100AF-4-48	★	3.6	2.84	55.9	14.2	3	2.4	DIN/ANSI
		.559						*.141*	*.112*	*2.202*	*.559*		*.094*	
UNF #6-40	40.00	17.50	.141 x .110	B	3BX	T200-SD100AF-6-40	★	3.6	3.51	55.3	17.5	3	3.0	DIN/ANSI
		.689						*.141*	*.138*	*2.176*	*.689*		*.116*	
UNF #8-36	36.00	20.80	.168 x .131	B	3BX	T200-SD100AF-8-36	★	4.3	4.17	62.6	20.8	3	3.5	DIN/ANSI
		.819						*.168*	*.164*	*2.466*	*.819*		*.138*	
UNF #10-32	32.00	24.10	.194 x .152	B	3BX	T200-SD100AF-10-32	★	4.9	4.83	69.7	24.1	3	4.1	DIN/ANSI
		.949						*.194*	*.190*	*2.744*	*.949*		*.161*	
UNF 1/4-28	28.00	31.80	.255 x .191	B	3BX	T200-SD100AF-1/4	★	6.5	6.35	79.0	31.8	3	5.5	DIN/ANSI
		1.252						*.255*	*.250*	*3.111*	*1.252*		*.217*	
UNF 5/16-24	24.00	39.70	.318 x .238	B	3BX	T200-SD100AF-5/16	★	8.1	7.94	89.1	39.7	3	6.9	DIN/ANSI
		1.563						*.318*	*.313*	*3.509*	*1.563*		*.272*	
UNF 3/8-24	24.00	47.60	.381 x .286	B	3BX	T200-SD100AF-3/8	★	9.7	9.53	99.2	47.6	3	8.5	DIN/ANSI
		1.874						*.381*	*.375*	*3.906*	*1.874*		*.335*	
UNF 7/16-20	20.00	72.60	.323 x .242	B	3BX	T200-SD100AF-7/16	★	8.2	11.11	100.0	20.0	4	9.9	DIN/ANSI
		2.858						*.323*	*.438*	*3.937*	*.787*		*.390*	
UNF 1/2-20	20.00	81.80	.367 x .275	B	3BX	T200-SD100AF-1/2	★	9.3	12.70	110.0	23.0	4	11.5	DIN/ANSI
		3.220						*.367*	*.500*	*4.331*	*.906*		*.453*	
UNF 5/8-18	18.00	65.80	.480 x .360	B	3BX	T200-SD100AF-5/8	★	12.2	15.88	110.0	23.0	4	14.5	DIN/ANSI
		2.591						*.480*	*.625*	*4.331*	*.906*		*.571*	
UNF 3/4-16	16.00	77.50	.590 x .442	B	3BX	T200-SD100AF-3/4	★	15.0	19.05	125.0	30.0	4	17.5	DIN/ANSI
		3.051						*.590*	*.750*	*4.921*	*1.181*		*.689*	

C174 C157 E9 E27 C154

SPA

Macho de corte CoroTap™ 200 con entrada corregida

Forma de rosca: UNJC

DIN/ANSI

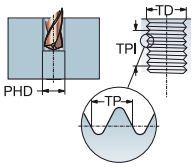

ULDR 2.0
SUBSTRATE HSS-E-PM
COATING PVD TICN

Para aleaciones con base de níquel

TDZ	TPI	LU	CZC_{MS}	THCHT	TCTR	Código de pedido	S / D115	Dimensiones, mm, pulg. $DCON_{MS}$	TD	LF	THL	NOF	PHD	BSG
UNJC #4-40	40.00	14.20	.141 x .110	B	3BX	T200-SD100AH-4-40	★	3.6	2.84	55.9	14.2	3	2.4	DIN/ANSI
		.559						*.141*	*.112*	*2.202*	*.559*		*.093*	
UNJC #6-32	32.00	17.50	.141 x .110	B	3BX	T200-SD100AH-6-32	★	3.6	3.51	55.3	17.5	3	2.9	DIN/ANSI
		.689						*.141*	*.138*	*2.176*	*.689*		*.112*	
UNJC #8-32	32.00	20.80	.168 x .131	B	3BX	T200-SD100AH-8-32	★	4.3	4.17	62.6	20.8	3	3.5	DIN/ANSI
		.819						*.168*	*.164*	*2.466*	*.819*		*.138*	

C174 C157 E9 E27 C154

Macho de corte CoroTap™ 200 con entrada corregida

Forma de rosca: UNJF

DIN 2184-1, DIN/ANSI

ULDR 2.0
SUBSTRATE HSS-E-PM
COATING PVD ALCRN



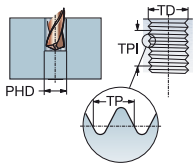

Para aleaciones de titanio

TDZ	TPI	LU	CZC$_{MS}$	THCHT	TCTR	Código de pedido	S / D115	DCON$_{MS}$	TD	LF	THL	NOF	PHD	BSG
								Dimensiones, mm, pulg.						
UNJF #10-32	32.00	16.00	6.00 x 4.90	B	3B	T200-SM100DI-10-32	★	6.0	4.83	70.0	16.0	3	4.1	DIN 2184-1
		.630						*.236*	*.190*	*2.756*	*.630*		*.161*	
UNJF 1/4-28	28.00	25.00	7.00 x 5.50	B	3B	T200-SM100DI-1/4	★	7.0	6.35	80.0	15.0	3	5.5	DIN 2184-1
		.984						*.276*	*.250*	*3.150*	*.591*		*.217*	
UNJF 5/16-24	24.00	29.50	8.00 x 6.20	B	3B	T200-SM100DI-5/16	★	8.0	7.94	90.0	18.0	3	6.9	DIN 2184-1
		1.161						*.315*	*.313*	*3.543*	*.709*		*.272*	
UNJF 3/8-24	24.00	33.50	10.00 x 8.00	B	3B	T200-SM100DI-3/8	★	10.0	9.53	100.0	20.0	3	8.5	DIN 2184-1
		1.319						*.394*	*.375*	*3.937*	*.787*		*.335*	

ULDR 2.0
SUBSTRATE HSS-E-PM
COATING PVD TICN

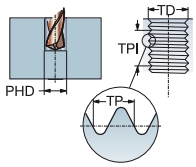

Para aleaciones con base de níquel

TDZ	TPI	LU	CZC$_{MS}$	THCHT	TCTR	Código de pedido	S / D115	DCON$_{MS}$	TD	LF	THL	NOF	PHD	BSG
								Dimensiones, mm, pulg.						
UNJF #10-32	32.00	24.10	.194 x .152	B	3BX	T200-SD100AI-10-32	★	4.9	4.83	69.7	24.1	3	4.1	DIN/ANSI
		.949						*.194*	*.190*	*2.744*	*.949*		*.161*	
UNJF 1/4-28	28.00	31.80	.255 x .191	B	3BX	T200-SD100AI-1/4	★	6.5	6.35	79.0	31.8	3	5.5	DIN/ANSI
		1.252						*.255*	*.250*	*3.111*	*1.252*		*.217*	
UNJF 5/16-24	24.00	39.70	.323 x .242	B	3BX	T200-SD100AI-5/16	★	8.2	7.94	89.1	39.7	3	6.9	DIN/ANSI
		1.563						*.323*	*.313*	*3.509*	*1.563*		*.272*	
UNJF 3/8-24	24.00	47.60	.381 x .286	B	3BX	T200-SD100AI-3/8	★	9.7	9.53	99.2	47.6	3	8.5	DIN/ANSI
		1.874						*.381*	*.375*	*3.906*	*1.874*		*.335*	
UNJF 7/16-20	20.00	72.60	.323 x .242	B	3BX	T200-SD100AI-7/16	★	8.2	11.11	100.0	20.0	4	9.9	DIN/ANSI
		2.858						*.323*	*.438*	*3.937*	*.787*		*.390*	
UNJF 1/2-20	20.00	81.80	.367 x .275	B	3BX	T200-SD100AI-1/2	★	9.3	12.70	110.0	23.0	4	11.5	DIN/ANSI
		3.220						*.367*	*.500*	*4.331*	*.906*		*.453*	

C174 C157 E9 E27 C154

SANDVIK Coromant

CoroTap™ 300

O C

Aplicaciones

- Adecuados para agujeros ciegos
- Disponibles en varias formas y estándares de rosca
- Profundidades de hasta 3 × diámetro

Ventajas y características

- El diseño del canal helicoidal garantiza la constancia del ángulo de desprendimiento y del proceso de mecanizado.
- El chaflán posterior, utilizado en machos de roscar con ángulo helicoidal grande, reduce el par y el astillamiento.
- Los machos de gran ángulo helicoidal ofrecen una excelente evacuación de la viruta y posibilidad de roscar hasta 3 × diámetro en agujeros ciegos.
- Los machos con bajo ángulo helicoidal que ofrecen filos resistentes, son adecuados para roscar materiales tenaces y generan viruta corta en agujeros ciegos.
- Machos de acero rápido pulvimetalúrgico que mejoran la tenacidad, la resistencia al desgaste y la vida útil de la herramienta.
- Machos de metal duro que ofrecen una vida útil de la herramienta prolongada y una productividad elevada.

- Machos con rectificado de canal helicoidal
- El canal helicoidal extrae la viruta del agujero
- Mejor opción para agujeros ciegos
- Canal helicoidal de distinto ángulo para diferentes aplicaciones
- El canal se emplea tanto para el refrigerante como para la evacuación de viruta
- Diferentes profundidades de rosca debido a la aplicación y a la geometría

www.sandvik.coromant.com/corotap300

CoroChuck™ 970, consulte nuestros catálogo de herramientas rotativas.

Macho de corte CoroTap™ 300 con canal helicoidal

Forma de rosca: métrica

C-DIN 371, DIN 371, DIN 376

ULDR	1.5
FHA	15°
SUBSTRATE	HSS-E-PM
COATING	PVD TIALN

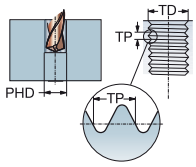

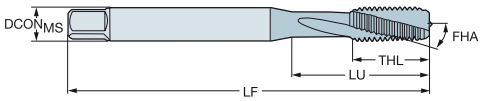

P
30-48 HRC

TDZ	TP	LU	CZC$_{MS}$	THCHT	TCTR	Código de pedido	DCON$_{MS}$	TD	LF	THL	NOF	BSG
							Dimensiones, mm, pulg.					
M 3	0.50	12.00	4.50 x 3.40	C	6H	E314M3	4.5	3.00	63.0	12.0	3	C-DIN 371
		.472					*.177*	*.118*	*2.480*	*.472*		
M 4	0.70	13.00	6.00 x 4.90	C	6H	E314M4	6.0	4.00	70.0	13.0	3	C-DIN 371
		.512					*.236*	*.157*	*2.756*	*.512*		
M 5	0.80	15.00	6.00 x 4.90	C	6H	E314M5	6.0	5.00	80.0	15.0	3	C-DIN 371
		.591					*.236*	*.197*	*3.150*	*.591*		
M 6	1.00	18.00	8.00 x 6.20	C	6H	E314M6	8.0	6.00	90.0	18.0	3	C-DIN 371
		.709					*.315*	*.236*	*3.543*	*.709*		
M 8	1.25	20.00	10.00 x 8.00	C	6H	E314M8	10.0	8.00	100.0	20.0	3	C-DIN 371
		.787					*.394*	*.315*	*3.937*	*.787*		
M 10	1.50	39.00	10.00 x 8.00	C	6H	E314M10	10.0	10.00	100.0	20.0	3	DIN 371
		1.535					*.394*	*.394*	*3.937*	*.787*		
M 12	1.75	83.00	9.00 x 7.00	C	6H	E316M12	9.0	12.00	110.0	23.0	4	DIN 376
		3.268					*.354*	*.472*	*4.331*	*.906*		
M 14	2.00	81.00	11.00 x 9.00	C	6H	E316M14	11.0	14.00	110.0	25.0	4	DIN 376
		3.189					*.433*	*.551*	*4.331*	*.984*		
M 16	2.00	68.00	12.00 x 9.00	C	6H	E316M16	12.0	16.00	110.0	25.0	4	DIN 376
		2.677					*.472*	*.630*	*4.331*	*.984*		
M 20	2.50	95.00	16.00 x 12.00	C	6H	E316M20	16.0	20.00	140.0	30.0	4	DIN 376
		3.740					*.630*	*.787*	*5.512*	*1.181*		

C177 C157 E9 C154

SANDVIK Coromant

SPA

Macho de corte CoroTap™ 300 con canal helicoidal

Forma de rosca: métrica

DIN/ANSI

ULDR	1.5
FHA	15°
SUBSTRATE	HSS-E-PM
COATING	PVD TIALN

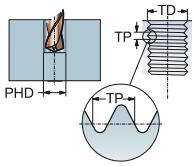

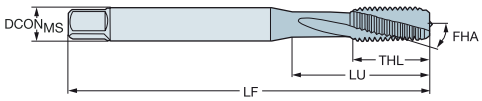

P
30-48 HRC

							Dimensiones, mm, pulg.					
TDZ	TP	LU	CZC_{MS}	THCHT	TCTR	Código de pedido	$DCON_{MS}$	TD	LF	THL	NOF	BSG
M 3	0.50	13.00	.168 x .131	C	6H	E864M3	4.3	3.00	63.0	14.7	3	DIN/ANSI
		.512					*.168*	*.118*	*2.480*	*.579*		
M 4	0.70	15.10	.194 x .152	C	6H	E864M4	4.9	4.00	70.0	15.1	3	DIN/ANSI
		.594					*.194*	*.157*	*2.756*	*.594*		
M 5	0.80	17.00	.255 x .191	C	6H	E864M5	6.5	5.00	80.0	17.0	3	DIN/ANSI
		.669					*.255*	*.197*	*3.150*	*.669*		
M 6	1.00	20.20	.318 x .238	C	6H	E864M6	8.1	6.00	90.0	20.2	3	DIN/ANSI
		.795					*.318*	*.236*	*3.543*	*.795*		
M 8	1.25	20.00	.381 x .286	C	6H	E864M8	9.7	8.00	100.0	22.8	3	DIN/ANSI
		.787					*.381*	*.315*	*3.937*	*.898*		
M 10	1.50	37.80	.381 x .286	C	6H	E864M10	9.7	10.00	100.0	20.0	3	DIN/ANSI
		1.488					*.381*	*.394*	*3.937*	*.787*		
M 12	1.75	86.02	.367 x .275	C	6H	E864M12	9.3	12.00	110.0	23.0	4	DIN/ANSI
		3.386					*.367*	*.472*	*4.331*	*.906*		
M 14	2.00	84.82	.429 x .322	C	6H	E864M14	10.9	14.00	110.0	23.0	4	DIN/ANSI
		3.339					*.429*	*.551*	*4.331*	*.906*		
M 16	2.00	70.86	.480 x .360	C	6H	E864M16	12.2	16.00	110.0	23.0	4	DIN/ANSI
		2.790					*.480*	*.630*	*4.331*	*.906*		
M 18	2.50	84.69	.542 x .406	C	6H	E864M18	13.8	18.00	125.0	30.0	4	DIN/ANSI
		3.334					*.542*	*.709*	*4.921*	*1.181*		
M 20	2.50	97.58	.652 x .489	C	6H	E864M20	16.6	20.00	140.0	30.0	4	DIN/ANSI
		3.842					*.652*	*.787*	*5.512*	*1.181*		

C177 C157 E9 C154

Macho de corte CoroTap™ 300 con canal helicoidal

Forma de rosca: métrica

DIN 371, DIN 376

ULDR	3.0
FHA	48°
SUBSTRATE	HSS-E-PM
COATING	PVD TIALN

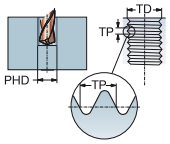

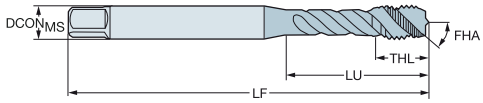

P
≤350HB

							Dimensiones, mm, pulg.					
TDZ	TP	LU	CZC_{MS}	THCHT	TCTR	Código de pedido	$DCON_{MS}$	TD	LF	THL	NOF	BSG
M 1.6	0.35	20.00	2.50 x 2.10	C	6HX	EX03PM1.6	2.5	1.60	40.0	6.0	2	DIN 371
		.787					*.098*	*.063*	*1.575*	*.236*		
M 2	0.40	9.00	2.80 x 2.10	C	6HX	EX03PM2	2.8	2.00	45.0	4.0	3	DIN 371
		.354					*.110*	*.079*	*1.772*	*.157*		
M 2.3	0.40	12.00	2.80 x 2.10	C	6HX	EX03PM2.3	2.8	2.30	45.0	4.0	3	DIN 371
		.472					*.110*	*.091*	*1.772*	*.157*		
M 2.5	0.45	12.50	2.80 x 2.10	C	6HX	EX03PM2.5	2.8	2.50	50.0	4.0	3	DIN 371
		.492					*.110*	*.098*	*1.969*	*.157*		
M 2.6	0.45	12.50	2.80 x 2.10	C	6HX	EX03PM2.6	2.8	2.60	50.0	4.0	3	DIN 371
		.492					*.110*	*.102*	*1.969*	*.157*		
M 3	0.50	18.00	3.50 x 2.70	C	6HX	EX03PM3	3.5	3.00	56.0	5.9	3	DIN 371
		.709					*.138*	*.118*	*2.205*	*.232*		
M 3.5	0.60	20.00	4.00 x 3.00	C	6HX	EX03PM3.5	4.0	3.50	56.0	7.0	3	DIN 371
		.787					*.157*	*.138*	*2.205*	*.276*		
M 4	0.70	21.00	4.50 x 3.40	C	6HX	EX03PM4	4.5	4.00	63.0	6.7	3	DIN 371
		.827					*.177*	*.157*	*2.480*	*.264*		
M 5	0.80	25.00	6.00 x 4.90	C	6HX	EX03PM5	6.0	5.00	70.0	7.7	3	DIN 371
		.984					*.236*	*.197*	*2.756*	*.303*		
M 5	0.80	49.00	3.50 x 2.70	C	6HX	EX03PM5DIN376	3.5	5.00	70.0	8.0	3	DIN 376
		1.929					*.138*	*.197*	*2.756*	*.315*		
M 6	1.00	30.00	6.00 x 4.90	C	6HX	EX03PM6	6.0	6.00	80.0	10.0	3	DIN 371
		1.181					*.236*	*.236*	*3.150*	*.394*		
M 6	1.00	59.00	4.50 x 3.40	C	6HX	EX03PM6DIN376	4.5	6.00	80.0	10.0	3	DIN 376
		2.323					*.177*	*.236*	*3.150*	*.394*		
M 7	1.00	31.00	7.00 x 5.50	C	6HX	EX03PM7	7.0	7.00	80.0	10.0	3	DIN 371
		1.220					*.276*	*.276*	*3.150*	*.394*		
M 8	1.25	35.00	8.00 x 6.20	C	6HX	EX03PM8	8.0	8.00	90.0	11.6	3	DIN 371
		1.378					*.315*	*.315*	*3.543*	*.457*		
M 8	1.25	67.00	6.00 x 4.90	C	6HX	EX03PM8DIN376	6.0	8.00	90.0	13.0	3	DIN 376
		2.638					*.236*	*.315*	*3.543*	*.512*		
M 10	1.50	39.00	10.00 x 8.00	C	6HX	EX03PM10	10.0	10.00	100.0	15.1	3	DIN 371
		1.535					*.394*	*.394*	*3.937*	*.594*		
M 10	1.50	77.00	7.00 x 5.50	C	6HX	EX03PM10DIN376	7.0	10.00	100.0	15.0	3	DIN 376
		3.032					*.276*	*.394*	*3.937*	*.591*		
M 12	1.75	83.00	9.00 x 7.00	C	6HX	EX03PM12	9.0	12.00	110.0	16.0	3	DIN 376
		3.268					*.354*	*.472*	*4.331*	*.630*		
M 14	2.00	81.00	11.00 x 9.00	C	6HX	EX03PM14	11.0	14.00	110.0	20.0	3	DIN 376
		3.189					*.433*	*.551*	*4.331*	*.787*		
M 16	2.00	68.00	12.00 x 9.00	C	6HX	EX03PM16	12.0	16.00	110.0	20.0	4	DIN 376
		2.677					*.472*	*.630*	*4.331*	*.787*		
M 18	2.50	81.00	14.00 x 11.00	C	6HX	EX03PM18	14.0	18.00	125.0	25.0	4	DIN 376
		3.189					*.551*	*.709*	*4.921*	*.984*		
M 20	2.50	95.00	16.00 x 12.00	C	6HX	EX03PM20	16.0	20.00	140.0	25.0	4	DIN 376
		3.740					*.630*	*.787*	*5.512*	*.984*		
M 22	2.50	93.00	18.00 x 14.50	C	6HX	EX03PM22	18.0	22.00	140.0	25.0	4	DIN 376
		3.661					*.709*	*.866*	*5.512*	*.984*		
M 24	3.00	113.00	18.00 x 14.50	C	6HX	EX03PM24	18.0	24.00	160.0	30.0	4	DIN 376
		4.449					*.709*	*.945*	*6.299*	*1.181*		
M 27	3.00	97.00	20.00 x 16.00	C	6HX	EX03PM27	20.0	27.00	160.0	30.0	4	DIN 376
		3.819					*.787*	*1.063*	*6.299*	*1.181*		
M 30	3.50	115.00	22.00 x 18.00	C	6HX	EX03PM30	22.0	30.00	180.0	36.0	4	DIN 376
		4.528					*.866*	*1.181*	*7.087*	*1.417*		

C177 C157 E9 C154

Macho de corte CoroTap™ 300 con canal helicoidal

Forma de rosca: métrica

DIN 371, DIN 376

ULDR	3.0
FHA	48°
SUBSTRATE	HSS-E-PM
COATING	PVD TIALN

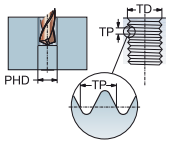

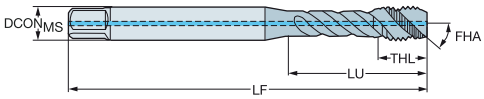

P
≤350HB

									Dimensiones, mm, pulg.					
TDZ	TP	LU	CZC_{MS}	THCHT	TCTR	CNSC	CXSC	Código de pedido	$DCON_{MS}$	TD	LF	THL	NOF	BSG
M 4	0.70	21.00	4.50 x 3.40	C	6HX	1	1	EX09PM4	4.5	4.00	63.0	6.7	3	DIN 371
		.827							*.177*	*.157*	*2.480*	*.264*		
M 5	0.80	25.00	6.00 x 4.90	C	6HX	1	1	EX09PM5	6.0	5.00	70.0	7.7	3	DIN 371
		.984							*.236*	*.197*	*2.756*	*.303*		
M 6	1.00	31.00	6.00 x 4.90	C	6HX	1	1	EX09PM6	6.0	6.00	80.0	10.0	3	DIN 371
		1.220							*.236*	*.236*	*3.150*	*.394*		
M 7	1.00	31.00	7.00 x 5.50	C	6HX	1	1	EX09PM7	7.0	7.00	80.0	10.0	3	DIN 371
		1.220							*.276*	*.276*	*3.150*	*.394*		
M 8	1.25	35.00	8.00 x 6.20	C	6HX	1	1	EX09PM8	8.0	8.00	90.0	11.6	3	DIN 371
		1.378							*.315*	*.315*	*3.543*	*.457*		
M 10	1.50	39.00	10.00 x 8.00	C	6HX	1	1	EX09PM10	10.0	10.00	100.0	15.1	3	DIN 371
		1.535							*.394*	*.394*	*3.937*	*.594*		
M 12	1.75	83.00	9.00 x 7.00	C	6HX	1	1	EX09PM12	9.0	12.00	110.0	16.0	3	DIN 376
		3.268							*.354*	*.472*	*4.331*	*.630*		
M 14	2.00	81.00	11.00 x 9.00	C	6HX	1	1	EX09PM14	11.0	14.00	110.0	20.0	3	DIN 376
		3.189							*.433*	*.551*	*4.331*	*.787*		
M 16	2.00	68.00	12.00 x 9.00	C	6HX	1	1	EX09PM16	12.0	16.00	110.0	20.0	4	DIN 376
		2.677							*.472*	*.630*	*4.331*	*.787*		
M 18	2.50	81.00	14.00 x 11.00	C	6HX	1	1	EX09PM18	14.0	18.00	125.0	25.0	4	DIN 376
		3.189							*.551*	*.709*	*4.921*	*.984*		
M 20	2.50	95.00	16.00 x 12.00	C	6HX	1	1	EX09PM20	16.0	20.00	140.0	25.0	4	DIN 376
		3.740							*.630*	*.787*	*5.512*	*.984*		
M 22	2.50	93.00	18.00 x 14.50	C	6HX	1	1	EX09PM22	18.0	22.00	140.0	25.0	4	DIN 376
		3.661							*.709*	*.866*	*5.512*	*.984*		
M 24	3.00	113.00	18.00 x 14.50	C	6HX	1	1	EX09PM24	18.0	24.00	160.0	30.0	4	DIN 376
		4.449							*.709*	*.945*	*6.299*	*1.181*		
M 27	3.00	97.00	20.00 x 16.00	C	6HX	1	1	EX09PM27	20.0	27.00	160.0	30.0	4	DIN 376
		3.819							*.787*	*1.063*	*6.299*	*1.181*		
M 30	3.50	115.00	22.00 x 18.00	C	6HX	1	1	EX09PM30	22.0	30.00	180.0	36.0	4	DIN 376
		4.528							*.866*	*1.181*	*7.087*	*1.417*		

CXSC 1 = salida de refrigerante axial concéntrica

C177 C157 E9 E28 C154

Macho de corte CoroTap™ 300 con canal helicoidal

Forma de rosca: métrica

DIN/ANSI

ULDR 3.0
FHA 48°
SUBSTRATE HSS-E-PM
COATING PVD TIALN

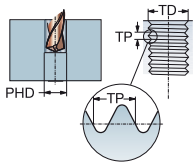

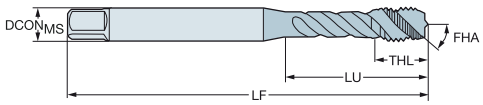

P
≤350HB

							Dimensiones, mm, pulg.					
TDZ	TP	LU	CZC_{MS}	THCHT	TCTR	**Código de pedido**	$DCON_{MS}$	TD	LF	THL	NOF	BSG
M 3	0.50	15.88	.141 x .110	C	6HX	EX03PAM3	3.6	3.00	56.0	6.0	3	DIN/ANSI
		.625					.141	.118	2.205	.236		
M 4	0.70	16.58	.168 x .131	C	6HX	EX03PAM4	4.3	4.00	63.0	7.0	3	DIN/ANSI
		.653					.168	.157	2.480	.276		
M 5	0.80	21.42	.194 x .152	C	6HX	EX03PAM5	4.9	5.00	70.0	8.0	3	DIN/ANSI
		.843					.194	.197	2.756	.315		
M 6	1.00	25.59	.255 x .191	C	6HX	EX03PAM6	6.5	6.00	80.0	10.0	3	DIN/ANSI
		1.007					.255	.236	3.150	.394		
M 8	1.25	30.20	.318 x .238	C	6HX	EX03PAM8	8.1	8.00	90.0	12.0	3	DIN/ANSI
		1.189					.318	.315	3.543	.472		
M 10	1.50	37.77	.381 x .286	C	6HX	EX03PAM10	9.7	10.00	100.0	15.0	3	DIN/ANSI
		1.487					.381	.394	3.937	.591		
M 12	1.75	86.02	.367 x .275	C	6HX	EX03PAM12	9.3	12.00	110.0	18.0	3	DIN/ANSI
		3.386					.367	.472	4.331	.709		
M 14	2.00	84.82	.429 x .322	C	6HX	EX03PAM14	10.9	14.00	110.0	20.0	3	DIN/ANSI
		3.339					.429	.551	4.331	.787		
M 16	2.00	70.86	.480 x .360	C	6HX	EX03PAM16	12.2	16.00	110.0	23.0	4	DIN/ANSI
		2.790					.480	.630	4.331	.906		
M 18	2.50	84.69	.542 x .406	C	6HX	EX03PAM18	13.8	18.00	125.0	30.0	4	DIN/ANSI
		3.334					.542	.709	4.921	1.181		
M 20	2.50	97.58	.652 x .489	C	6HX	EX03PAM20	16.6	20.00	140.0	30.0	4	DIN/ANSI
		3.842					.652	.787	5.512	1.181		
M 24	3.00	101.60	.760 x .570	C	6HX	EX03PAM24	19.3	24.00	160.0	30.0	4	DIN/ANSI
		4.000					.760	.945	6.299	1.181		

C177 C157 E9 C154

SPA

Macho de corte CoroTap™ 300 con canal helicoidal

Forma de rosca: métrica

DIN 371, DIN 376

ULDR	2.0
FHA	40°
SUBSTRATE	HSS-E
COATING	PVD FEN

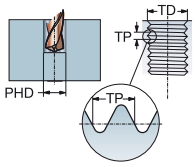

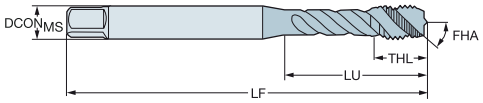

M

							Dimensiones, mm, pulg.					
TDZ	TP	LU	CZC_{MS}	THCHT	TCTR	Código de pedido	$DCON_{MS}$	TD	LF	THL	NOF	BSG
M 3	0.50	18.00	3.50 x 2.70	C	6H	E346M3	3.5	3.00	56.0	5.9	3	DIN 371
		.709					*.138*	*.118*	*2.205*	*.232*		
M 4	0.70	21.00	4.50 x 3.40	C	6H	E346M4	4.5	4.00	63.0	6.7	3	DIN 371
		.827					*.177*	*.157*	*2.480*	*.264*		
M 5	0.80	25.00	6.00 x 4.90	C	6H	E346M5	6.0	5.00	70.0	7.7	3	DIN 371
		.984					*.236*	*.197*	*2.756*	*.303*		
M 6	1.00	30.00	6.00 x 4.90	C	6H	E346M6	6.0	6.00	80.0	10.0	3	DIN 371
		1.181					*.236*	*.236*	*3.150*	*.394*		
M 8	1.25	33.00	8.00 x 6.20	C	6H	E346M8	8.0	8.00	90.0	11.6	3	DIN 371
		1.299					*.315*	*.315*	*3.543*	*.457*		
M 10	1.50	39.00	10.00 x 8.00	C	6H	E346M10	10.0	10.00	100.0	15.1	3	DIN 371
		1.535					*.394*	*.394*	*3.937*	*.594*		
M 12	1.75	83.00	9.00 x 7.00	C	6H	E347M12	9.0	12.00	110.0	16.0	4	DIN 376
		3.268					*.354*	*.472*	*4.331*	*.630*		
M 14	2.00	81.00	11.00 x 9.00	C	6H	E347M14	11.0	14.00	110.0	20.0	4	DIN 376
		3.189					*.433*	*.551*	*4.331*	*.787*		
M 16	2.00	68.00	12.00 x 9.00	C	6H	E347M16	12.0	16.00	110.0	20.0	4	DIN 376
		2.677					*.472*	*.630*	*4.331*	*.787*		
M 18	2.50	81.00	14.00 x 11.00	C	6H	E347M18	14.0	18.00	125.0	25.0	4	DIN 376
		3.189					*.551*	*.709*	*4.921*	*.984*		
M 20	2.50	95.00	16.00 x 12.00	C	6H	E347M20	16.0	20.00	140.0	25.0	4	DIN 376
		3.740					*.630*	*.787*	*5.512*	*.984*		
M 24	3.00	113.00	18.00 x 14.50	C	6H	E347M24	18.0	24.00	160.0	30.0	4	DIN 376
		4.449					*.709*	*.945*	*6.299*	*1.181*		
M 27	3.00	97.00	20.00 x 16.00	C	6H	E347M27	20.0	27.00	160.0	30.0	4	DIN 376
		3.819					*.787*	*1.063*	*6.299*	*1.181*		
M 30	3.50	115.00	22.00 x 18.00	C	6H	E347M30	22.0	30.00	180.0	36.0	4	DIN 376
		4.528					*.866*	*1.181*	*7.087*	*1.417*		

C177 C157 E9 C154

Macho de corte CoroTap™ 300 con canal helicoidal

Forma de rosca: métrica

DIN 371, DIN 376

ULDR	2.5
FHA	48°
SUBSTRATE	HSS-E
COATING	PVD TIALN+WCC

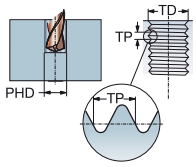

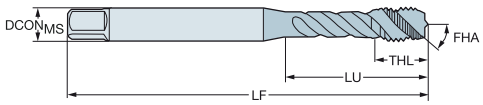

M

							Dimensiones, mm, pulg.					
TDZ	TP	LU	CZC_{MS}	THCHT	TCTR	**Código de pedido**	$DCON_{MS}$	TD	LF	THL	NOF	BSG
M 1.6	0.35	8.00	2.50 x 2.10	C	6H	E404M1.6	2.5	1.60	40.0	6.0	2	DIN 371
		.315					*.098*	*.063*	*1.575*	*.236*		
M 2	0.40	9.00	2.80 x 2.10	C	6H	E404M2	2.8	2.00	45.0	4.0	3	DIN 371
		.354					*.110*	*.079*	*1.772*	*.157*		
M 2.2	0.45	12.00	2.80 x 2.10	C	6H	E404M2.2	2.8	2.20	45.0	4.0	3	DIN 371
		.472					*.110*	*.087*	*1.772*	*.157*		
M 2.3	0.40	12.00	2.80 x 2.10	C	6H	E404M2.3	2.8	2.30	45.0	4.0	3	DIN 371
		.472					*.110*	*.091*	*1.772*	*.157*		
M 2.5	0.45	12.50	2.80 x 2.10	C	6H	E404M2.5	2.8	2.50	50.0	4.0	3	DIN 371
		.492					*.110*	*.098*	*1.969*	*.157*		
M 3	0.50	18.00	3.50 x 2.70	C	6H	E404M3	3.5	3.00	56.0	5.9	3	DIN 371
		.709					*.138*	*.118*	*2.205*	*.232*		
M 4	0.70	21.00	4.50 x 3.40	C	6H	E404M4	4.5	4.00	63.0	6.7	3	DIN 371
		.827					*.177*	*.157*	*2.480*	*.264*		
M 5	0.80	25.00	6.00 x 4.90	C	6H	E404M5	6.0	5.00	70.0	7.7	3	DIN 371
		.984					*.236*	*.197*	*2.756*	*.303*		
M 6	1.00	30.00	6.00 x 4.90	C	6H	E404M6	6.0	6.00	80.0	10.0	3	DIN 371
		1.181					*.236*	*.236*	*3.150*	*.394*		
M 8	1.25	35.00	8.00 x 6.20	C	6H	E404M8	8.0	8.00	90.0	11.6	3	DIN 371
		1.378					*.315*	*.315*	*3.543*	*.457*		
M 10	1.50	39.00	10.00 x 8.00	C	6H	E404M10	10.0	10.00	100.0	15.1	3	DIN 371
		1.535					*.394*	*.394*	*3.937*	*.594*		
M 12	1.75	83.00	9.00 x 7.00	C	6H	E404M12	9.0	12.00	110.0	23.0	3	DIN 376
		3.268					*.354*	*.472*	*4.331*	*.906*		
M 14	2.00	81.00	11.00 x 9.00	C	6H	E404M14	11.0	14.00	110.0	20.0	3	DIN 376
		3.189					*.433*	*.551*	*4.331*	*.787*		
M 16	2.00	68.00	12.00 x 9.00	C	6H	E404M16	12.0	16.00	110.0	20.0	4	DIN 376
		2.677					*.472*	*.630*	*4.331*	*.787*		
M 20	2.50	95.00	16.00 x 12.00	C	6H	E404M20	16.0	20.00	140.0	25.0	4	DIN 376
		3.740					*.630*	*.787*	*5.512*	*.984*		

C177 C157 E9 C154

SANDVIK Coromant

SPA

Macho de corte CoroTap™ 300 con canal helicoidal

Forma de rosca: métrica

DIN/ANSI

ULDR	2.5
FHA	48°
SUBSTRATE	HSS-PM
COATING	PVD TIALN+WCC

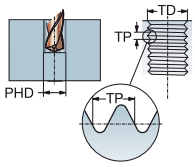

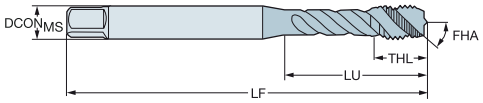

M

							Dimensiones, mm, pulg.					
TDZ	TP	LU	CZC_{MS}	THCHT	TCTR	Código de pedido	$DCON_{MS}$	TD	LF	THL	NOF	BSG
M 4	0.70	16.58	.168 x .131	C	6H	E862M4	4.3	4.00	63.0	7.9	3	DIN/ANSI
		.653					*.168*	*.157*	*2.480*	*.311*		
M 5	0.80	21.42	.194 x .152	C	6H	E862M5	4.9	5.00	70.0	8.0	3	DIN/ANSI
		.843					*.194*	*.197*	*2.756*	*.315*		
M 6	1.00	25.59	.255 x .191	C	6H	E862M6	6.5	6.00	80.0	10.7	3	DIN/ANSI
		1.007					*.255*	*.236*	*3.150*	*.421*		
M 8	1.25	30.20	.318 x .238	C	6H	E862M8	8.1	8.00	90.0	12.1	3	DIN/ANSI
		1.189					*.318*	*.315*	*3.543*	*.476*		
M 10	1.50	32.80	.381 x .286	C	6H	E862M10	9.7	10.00	100.0	15.1	3	DIN/ANSI
		1.292					*.381*	*.394*	*3.937*	*.594*		
M 12	1.75	86.02	.367 x .275	C	6H	E862M12	9.3	12.00	110.0	18.0	3	DIN/ANSI
		3.386					*.367*	*.472*	*4.331*	*.709*		
M 16	2.00	70.86	.480 x .360	C	6H	E862M16	12.2	16.00	110.0	20.0	4	DIN/ANSI
		2.790					*.480*	*.630*	*4.331*	*.787*		

C177 C157 E9 C154

Macho de corte CoroTap™ 300 con canal helicoidal

Forma de rosca: métrica

C-DIN 371, DIN 376

ULDR 2.0
FHA 15°
SUBSTRATE HM

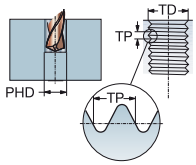

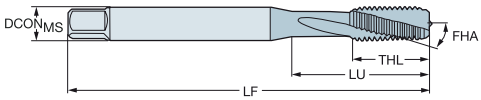

K

							Dimensiones, mm, pulg.					
TDZ	TP	LU	CZC_{MS}	THCHT	TCTR	**Código de pedido**	$DCON_{MS}$	TD	LF	THL	NOF	BSG
M 3	0.50	10.00	3.50 x 2.70	C	6H	**T105M3**	3.5	3.00	56.0	10.0	3	C-DIN 371
		.394					*.138*	*.118*	*2.205*	*.394*		
M 4	0.70	13.00	4.50 x 3.40	C	6H	**T105M4**	4.5	4.00	63.0	13.0	3	C-DIN 371
		.512					*.177*	*.157*	*2.480*	*.512*		
M 5	0.80	16.00	6.00 x 4.90	C	6H	**T105M5**	6.0	5.00	70.0	16.0	3	C-DIN 371
		.630					*.236*	*.197*	*2.756*	*.630*		
M 6	1.00	30.00	6.00 x 4.90	C	6H	**T105M6**	6.0	6.00	80.0	19.0	3	C-DIN 371
		1.181					*.236*	*.236*	*3.150*	*.748*		
M 8	1.25	35.00	8.00 x 6.20	C	6H	**T105M8**	8.0	8.00	90.0	22.0	3	C-DIN 371
		1.378					*.315*	*.315*	*3.543*	*.866*		
M 10	1.50	39.00	10.00 x 8.00	C	6H	**T105M10**	10.0	10.00	100.0	24.0	3	C-DIN 371
		1.535					*.394*	*.394*	*3.937*	*.945*		
M 12	1.75	83.00	9.00 x 7.00	C	6H	**T105M12**	9.0	12.00	110.0	23.0	3	DIN 376
		3.268					*.354*	*.472*	*4.331*	*.906*		

ULDR 3.0
FHA 15°
SUBSTRATE HM

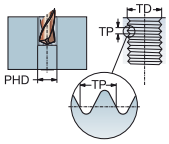

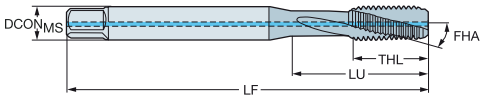

K

									Dimensiones, mm, pulg.					
TDZ	TP	LU	CZC_{MS}	THCHT	TCTR	CNSC	CXSC	**Código de pedido**	$DCON_{MS}$	TD	LF	THL	NOF	BSG
M 5	0.80	47.00	6.00 x 4.90	C	6H	1	1	**T106M5**	6.0	5.00	70.0	16.0	3	C-DIN 371
		1.850							*.236*	*.197*	*2.756*	*.630*		
M 6	1.00	30.00	6.00 x 4.90	C	6H	1	1	**T106M6**	6.0	6.00	80.0	19.0	3	C-DIN 371
		1.181							*.236*	*.236*	*3.150*	*.748*		
M 8	1.25	35.00	8.00 x 6.20	C	6H	1	1	**T106M8**	8.0	8.00	90.0	22.0	3	C-DIN 371
		1.378							*.315*	*.315*	*3.543*	*.866*		
M 10	1.50	39.00	10.00 x 8.00	C	6H	1	1	**T106M10**	10.0	10.00	100.0	24.0	3	C-DIN 371
		1.535							*.394*	*.394*	*3.937*	*.945*		
M 12	1.75	83.00	9.00 x 7.00	C	6H	1	1	**T106M12**	9.0	12.00	110.0	23.0	3	DIN 376
		3.268							*.354*	*.472*	*4.331*	*.906*		

CXSC 1 = salida de refrigerante axial concéntrica

C177 C157 E9 E28 C154

SANDVIK Coromant

SPA

Macho de corte CoroTap™ 300 con canal helicoidal

Forma de rosca: métrica

DIN 371

ULDR 1.5
FHA 10°
SUBSTRATE HSS-E-PM

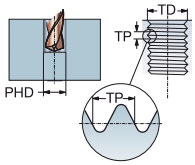

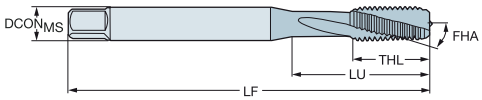

Para aleaciones con base de níquel

TDZ	TP	LU	CZC_{MS}	THCHT	TCTR	Código de pedido	S D150	$DCON_{MS}$	TD	LF	THL	NOF	PHD	BSG
								Dimensiones, mm, pulg.						
M 3	0.50	8.00	3.50 x 2.70	C	6HX	T300-SD100DA-M3	★	3.5	3.00	56.0	8.0	3	2.5	DIN 371
		.315						*.138*	*.118*	*2.205*	*.315*		*.098*	
M 4	0.70	10.50	4.50 x 3.40	C	6HX	T300-SD100DA-M4	★	4.5	4.00	63.0	10.5	3	3.3	DIN 371
		.413						*.177*	*.157*	*2.480*	*.413*		*.130*	
M 5	0.80	13.00	6.00 x 4.90	C	6HX	T300-SD100DA-M5	★	6.0	5.00	70.0	13.0	3	4.2	DIN 371
		.512						*.236*	*.197*	*2.756*	*.512*		*.165*	
M 6	1.00	16.00	6.00 x 4.90	C	6HX	T300-SD100DA-M6	★	6.0	6.00	80.0	16.0	3	5.0	DIN 371
		.630						*.236*	*.236*	*3.150*	*.630*		*.197*	
M 8	1.25	20.50	8.00 x 6.20	C	6HX	T300-SD100DA-M8	★	8.0	8.00	90.0	20.5	3	6.8	DIN 371
		.807						*.315*	*.315*	*3.543*	*.807*		*.268*	
M 10	1.50	25.50	10.00 x 8.00	C	6HX	T300-SD100DA-M10	★	10.0	10.00	100.0	25.5	3	8.5	DIN 371
		1.004						*.394*	*.394*	*3.937*	*1.004*		*.335*	
M 12	1.75	30.50	12.00 x 9.00	C	6HX	T300-SD100DA-M12	★	12.0	12.00	110.0	30.5	4	10.2	DIN 371
		1.201						*.472*	*.472*	*4.331*	*1.201*		*.402*	
M 16	2.00	39.50	16.00 x 12.00	C	6HX	T300-SD100DA-M16	★	16.0	16.00	110.0	39.5	4	14.0	DIN 371
		1.555						*.630*	*.630*	*4.331*	*1.555*		*.551*	

C177 C157 E9 E27 C154

Macho de corte CoroTap™ 300 con canal helicoidal

Forma de rosca: métrica

DIN 371

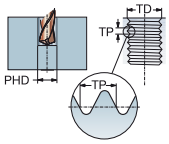

ULDR	1.5
FHA	10°
SUBSTRATE	HSS-E-PM
COATING	PVD TIN

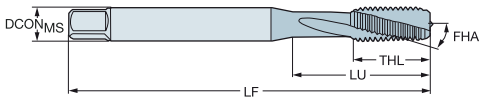

Para aleaciones con base de níquel

							P	M	K	N	S	H	Dimensiones, mm, pulg.						
TDZ	TP	LU	CZC_{MS}	THCHT	TCTR	Código de pedido	D125	D125	D125	D125	D125	D125	$DCON_{MS}$	TD	LF	THL	NOF	PHD	BSG
M 3	0.50	8.00	3.50 x 2.70	C	6HX	T300-SD101DA-M3	☆	☆	☆	☆	★	☆	3.5	3.00	56.0	8.0	3	2.5	DIN 371
		.315											*.138*	*.118*	*2.205*	*.315*		*.098*	
M 4	0.70	10.50	4.50 x 3.40	C	6HX	T300-SD101DA-M4	☆	☆	☆	☆	★	☆	4.5	4.00	63.0	10.5	3	3.3	DIN 371
		.413											*.177*	*.157*	*2.480*	*.413*		*.130*	
M 5	0.80	13.00	6.00 x 4.90	C	6HX	T300-SD101DA-M5	☆	☆	☆	☆	★	☆	6.0	5.00	70.0	13.0	3	4.2	DIN 371
		.512											*.236*	*.197*	*2.756*	*.512*		*.165*	
M 6	1.00	16.00	6.00 x 4.90	C	6HX	T300-SD101DA-M6	☆	☆	☆	☆	★	☆	6.0	6.00	80.0	16.0	3	5.0	DIN 371
		.630											*.236*	*.236*	*3.150*	*.630*		*.197*	
M 8	1.25	20.50	8.00 x 6.20	C	6HX	T300-SD101DA-M8	☆	☆	☆	☆	★	☆	8.0	8.00	90.0	20.5	3	6.8	DIN 371
		.807											*.315*	*.315*	*3.543*	*.807*		*.268*	
M 10	1.50	25.50	10.00 x 8.00	C	6HX	T300-SD101DA-M10	☆	☆	☆	☆	★	☆	10.0	10.00	100.0	25.5	3	8.5	DIN 371
		1.004											*.394*	*.394*	*3.937*	*1.004*		*.335*	
M 12	1.75	30.50	12.00 x 9.00	C	6HX	T300-SD101DA-M12	☆	☆	☆	☆	★	☆	12.0	12.00	110.0	30.5	4	10.2	DIN 371
		1.201											*.472*	*.472*	*4.331*	*1.201*		*.402*	
M 16	2.00	39.50	16.00 x 12.00	C	6HX	T300-SD101DA-M16	☆	☆	☆	☆	★	☆	16.0	16.00	110.0	39.5	4	14.0	DIN 371
		1.555											*.630*	*.630*	*4.331*	*1.555*		*.551*	

C177 C157 E9 E27 C154

SANDVIK Coromant

SPA

Macho de corte CoroTap™ 300 con canal helicoidal

Forma de rosca: métrica

DIN 371, DIN 376

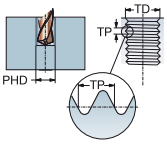

ULDR	2.0
FHA	15°
SUBSTRATE	HSS-E-PM
COATING	PVD ALCRN

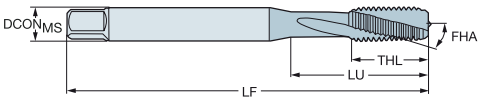

Para aleaciones de titanio

							S	Dimensiones, mm, pulg.						
TDZ	TP	LU	CZC_{MS}	THCHT	TCTR	Código de pedido	D115	$DCON_{MS}$	TD	LF	THL	NOF	PHD	BSG
M 2	0.40	8.00	2.80 x 2.10	C	6HX	T300-SM100DA-M2	★	2.8	2.00	45.0	8.0	3	1.6	DIN 371
		.315						*.110*	*.079*	*1.772*	*.315*		*.063*	
M 2.5	0.45	30.00	2.80 x 2.10	C	6HX	T300-SM100DA-M2.5	★	2.8	2.50	50.0	9.0	3	2.1	DIN 371
		1.181						*.110*	*.098*	*1.969*	*.354*		*.081*	
M 3	0.50	10.00	3.50 x 2.70	C	6HX	T300-SM100DA-M3	★	3.5	3.00	56.0	10.0	3	2.5	DIN 371
		.394						*.138*	*.118*	*2.205*	*.394*		*.098*	
M 3.5	0.60	12.00	4.00 x 3.00	C	6HX	T300-SM100DA-M3.5	★	4.0	3.50	56.0	12.0	3	2.9	DIN 371
		.472						*.157*	*.138*	*2.205*	*.472*		*.114*	
M 4	0.70	13.00	4.50 x 3.40	C	6HX	T300-SM100DA-M4	★	4.5	4.00	63.0	13.0	3	3.3	DIN 371
		.512						*.177*	*.157*	*2.480*	*.512*		*.130*	
M 5	0.80	16.00	6.00 x 4.90	C	6HX	T300-SM100DA-M5	★	6.0	5.00	70.0	16.0	3	4.2	DIN 371
		.630						*.236*	*.197*	*2.756*	*.630*		*.165*	
M 6	1.00	23.00	6.00 x 4.90	C	6HX	T300-SM100DA-M6	★	6.0	6.00	80.0	15.0	3	5.0	DIN 371
		.906						*.236*	*.236*	*3.150*	*.591*		*.197*	
M 8	1.25	29.50	8.00 x 6.20	C	6HX	T300-SM100DA-M8	★	8.0	8.00	90.0	18.0	3	6.8	DIN 371
		1.161						*.315*	*.315*	*3.543*	*.709*		*.268*	
M 10	1.50	33.50	10.00 x 8.00	C	6HX	T300-SM101DA-M10	★	10.0	10.00	100.0	20.0	3	8.5	DIN 371
		1.319						*.394*	*.394*	*3.937*	*.787*		*.335*	
M 12	1.75	83.00	9.00 x 7.10	C	6HX	T300-SM101DA-M12	★	9.0	12.00	110.0	23.0	4	10.2	DIN 376
		3.268						*.354*	*.472*	*4.331*	*.906*		*.402*	
M 16	2.00	68.00	12.00 x 9.00	C	6HX	T300-SM101DA-M16	★	12.0	16.00	110.0	25.0	4	14.0	DIN 376
		2.677						*.472*	*.630*	*4.331*	*.984*		*.551*	
M 20	2.50	95.00	16.00 x 12.00	C	6HX	T300-SM101DA-M20	★	16.0	20.00	140.0	30.0	4	17.5	DIN 376
		3.740						*.630*	*.787*	*5.512*	*1.181*		*.689*	

C177 C157 E9 E27 C154

Macho de corte CoroTap™ 300 con canal helicoidal

Forma de rosca: métrica

DIN 371

ULDR	1.5
FHA	15°
SUBSTRATE	HSS-E-PM
COATING	PVD ZrN - D125
	UNCOAT - D150

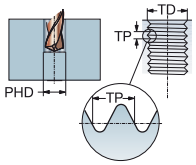

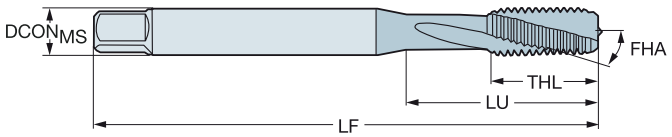

N

Dimensiones, mm, pulg.

TDZ	TP	LU	CZC_{MS}	THCHT	TCTR	Código de pedido	N D125	N D150	$DCON_{MS}$	TD	LF	THL	NOF	PHD	BSG
M 3	0.50	18.00	3.50 x 2.70	C	6H	T300-NM100DA-M3	★	★	3.5	3.00	56.0	9.0	3	2.5	DIN 371
		.709							*.138*	*.118*	*2.205*	*.354*		*.098*	
M 4	0.70	21.00	4.50 x 3.40	C	6H	T300-NM100DA-M4	★	★	4.5	4.00	63.0	12.0	3	3.3	DIN 371
		.827							*.177*	*.157*	*2.480*	*.472*		*.130*	
M 5	0.80	25.00	6.00 x 4.90	C	6H	T300-NM100DA-M5	★	★	6.0	5.00	70.0	13.0	3	4.2	DIN 371
		.984							*.236*	*.197*	*2.756*	*.512*		*.165*	
M 6	1.00	30.00	6.00 x 4.90	C	6H	T300-NM100DA-M6	★	★	6.0	6.00	80.0	15.0	3	5.0	DIN 371
		1.181							*.236*	*.236*	*3.150*	*.591*		*.197*	
M 8	1.25	35.00	8.00 x 6.20	C	6H	T300-NM100DA-M8	★	★	8.0	8.00	90.0	18.0	3	6.8	DIN 371
		1.378							*.315*	*.315*	*3.543*	*.709*		*.268*	
M 10	1.50	39.00	10.00 x 8.00	C	6H	T300-NM100DA-M10	★	★	10.0	10.00	100.0	20.0	3	8.5	DIN 371
		1.535							*.394*	*.394*	*3.937*	*.787*		*.335*	

C177 C157 E9 E27 C154

SANDVIK Coromant

SPA

Macho de corte CoroTap™ 300 con canal helicoidal

Forma de rosca: métrica

DIN 376

ULDR	1.5
FHA	15°
SUBSTRATE	HSS-E-PM
COATING	UNCOAT - D150

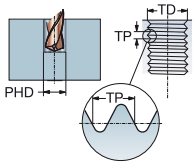

N

TDZ	TP	LU	CZC_{MS}	THCHT	TCTR	Código de pedido	N / D150	Dimensiones, mm, pulg. $DCON_{MS}$	TD	LF	THL	NOF	PHD	BSG
M 14	2.00	81.00	11.00 x 9.00	C	6H	T300-NM101DA-M14	★	11.0	14.00	110.0	25.0	3	12.0	DIN 376
		3.189						*.433*	*.551*	*4.331*	*.984*		*.472*	
M 16	2.00	68.00	12.00 x 9.00	C	6H	T300-NM101DA-M16	★	12.0	16.00	110.0	25.0	3	14.0	DIN 376
		2.677						*.472*	*.630*	*4.331*	*.984*		*.551*	

C177 C157 E9 E27 C154

Macho de corte CoroTap™ 300 con canal helicoidal

Forma de rosca: métrica

DIN 371, DIN 376

ULDR	2.5
FHA	35°
SUBSTRATE	HSS-E, HSS-E-PM
COATING	UNCOAT - B150

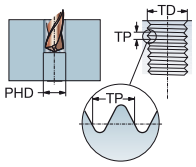

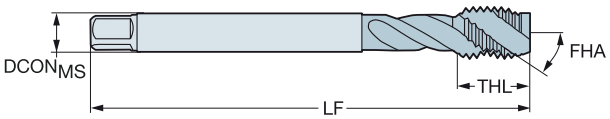

N

TDZ	TP	LU	CZC_{MS}	THCHT	TCTR	Código de pedido	N / B150	$DCON_{MS}$	TD	LF	THL	NOF	PHD	BSG
								Dimensiones, mm, pulg.						
M 3	0.50	18.00	3.50 x 2.70	C	6H	T300-NM100DA-M3	★	3.5	3.00	56.0	9.0	3	2.5	DIN 371
		.709						*.138*	*.118*	*2.205*	*.354*		*.098*	
M 4	0.70	21.00	4.50 x 3.40	C	6H	T300-NM100DA-M4	★	4.5	4.00	63.0	12.0	3	3.3	DIN 371
		.827						*.177*	*.157*	*2.480*	*.472*		*.130*	
M 5	0.80	25.00	6.00 x 4.90	C	6H	T300-NM100DA-M5	★	6.0	5.00	70.0	13.0	3	4.2	DIN 371
		.984						*.236*	*.197*	*2.756*	*.512*		*.165*	
M 6	1.00	30.00	6.00 x 4.90	C	6H	T300-NM100DA-M6	★	6.0	6.00	80.0	15.0	3	5.0	DIN 371
		1.181						*.236*	*.236*	*3.150*	*.591*		*.197*	
M 8	1.25	35.00	8.00 x 6.20	C	6H	T300-NM100DA-M8	★	8.0	8.00	90.0	18.0	3	6.8	DIN 371
		1.378						*.315*	*.315*	*3.543*	*.709*		*.268*	
M 10	1.50	39.00	10.00 x 8.00	C	6H	T300-NM100DA-M10	★	10.0	10.00	100.0	20.0	3	8.5	DIN 371
		1.535						*.394*	*.394*	*3.937*	*.787*		*.335*	
M 14	2.00	81.00	11.00 x 9.00	C	6H	T300-NM101DA-M14	★	11.0	14.00	110.0	25.0	3	12.0	DIN 376
		3.189						*.433*	*.551*	*4.331*	*.984*		*.472*	
M 16	2.00	68.00	12.00 x 9.00	C	6H	T300-NM101DA-M16	★	12.0	16.00	110.0	25.0	3	14.0	DIN 376
		2.677						*.472*	*.630*	*4.331*	*.984*		*.551*	
M 12	1.75	83.00	9.00 x 7.00	C	6H	T300-NM101DA-M12	★	9.0	12.00	110.0	23.0	3	10.2	DIN 376
		3.268						*.354*	*.472*	*4.331*	*.906*		*.402*	
M 20	2.50	95.00	16.00 x 12.00	C	6H	T300-NM101DA-M20	★	16.0	20.00	140.0	30.0	3	17.5	DIN 376
		3.740						*.630*	*.787*	*5.512*	*1.181*		*.689*	

C177 C157 E9 E27 C154

SANDVIK Coromant

SPA

Macho de corte CoroTap™ 300 con canal helicoidal

Forma de rosca: métrica

DIN/ANSI

ULDR 1.5
FHA 15°
SUBSTRATE HSS-E-PM

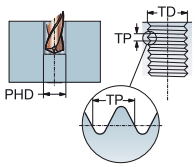

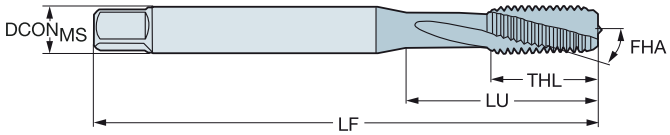

N

TDZ	TP	LU	CZC_{MS}	THCHT	TCTR	Código de pedido	N / D150	$DCON_{MS}$	TD	LF	THL	NOF	PHD	BSG
								Dimensiones, mm, pulg.						
M 5	0.80	21.42	.194 x .152	C	6H	T300-NM100AA-M5	★	4.9	5.00	70.0	14.0	3	4.2	DIN/ANSI
		.843						*.194*	*.197*	*2.756*	*.551*		*.165*	
M 6	1.00	25.59	.255 x .191	C	6H	T300-NM100AA-M6	★	6.5	6.00	80.0	15.0	3	5.0	DIN/ANSI
		1.007						*.255*	*.236*	*3.150*	*.591*		*.197*	
M 8	1.25	30.20	.318 x .238	C	6H	T300-NM100AA-M8	★	8.1	8.00	90.0	18.0	3	6.8	DIN/ANSI
		1.189						*.318*	*.315*	*3.543*	*.709*		*.268*	
M 10	1.50	32.80	.381 x .286	C	6H	T300-NM100AA-M10	★	9.7	10.00	100.0	20.0	3	8.5	DIN/ANSI
		1.292						*.381*	*.394*	*3.937*	*.787*		*.335*	
M 12	1.75	86.02	.367 x .275	C	6H	T300-NM101AA-M12	★	9.3	12.00	110.0	23.0	3	10.2	DIN/ANSI
		3.386						*.367*	*.472*	*4.331*	*.906*		*.402*	

C177 C157 E9 E27 C154

Macho de corte CoroTap™ 300 con canal helicoidal

Forma de rosca: métrica fina

DIN 374

ULDR	3.0
FHA	48°
SUBSTRATE	HSS-E-PM
COATING	PVD TIALN

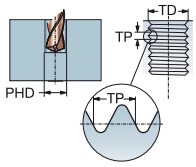

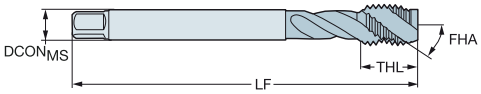

P
≤350HB

Dimensiones, mm, pulg.

TDZ	TP	LU	CZC$_{MS}$	THCHT	TCTR	Código de pedido	DCON$_{MS}$	TD	LF	THL	NOF	BSG
MF 4x0.5	0.50	43.00	2.80 x 2.10	C	6HX	EX13PM4X.50	2.8	4.00	63.0	7.0	3	DIN 374
		1.693					*.110*	*.157*	*2.480*	*.276*		
MF 5x0.5	0.50	49.00	3.50 x 2.70	C	6HX	EX13PM5X.50	3.5	5.00	70.0	8.0	3	DIN 374
		1.929					*.138*	*.197*	*2.756*	*.315*		
MF 6x0.75	0.75	59.00	4.50 x 3.40	C	6HX	EX13PM6X.75	4.5	6.00	80.0	10.0	3	DIN 374
		2.323					*.177*	*.236*	*3.150*	*.394*		
MF 8x0.75	0.75	57.00	6.00 x 4.90	C	6HX	EX13PM8X.75	6.0	8.00	80.0	13.0	3	DIN 374
		2.244					*.236*	*.315*	*3.150*	*.512*		
MF 8x1	1.00	67.00	6.00 x 4.90	C	6HX	EX13PM8X1.0	6.0	8.00	90.0	13.0	3	DIN 374
		2.638					*.236*	*.315*	*3.543*	*.512*		
MF 10x1	1.00	67.00	7.00 x 5.50	C	6HX	EX13PM10X1.0	7.0	10.00	90.0	13.0	3	DIN 374
		2.638					*.276*	*.394*	*3.543*	*.512*		
MF 10x1.25	1.25	77.00	7.00 x 5.50	C	6HX	EX13PM10X1.25	7.0	10.00	100.0	15.0	3	DIN 374
		3.032					*.276*	*.394*	*3.937*	*.591*		
MF 12x1	1.00	73.00	9.00 x 7.00	C	6HX	EX13PM12X1.0	9.0	12.00	100.0	15.0	3	DIN 374
		2.874					*.354*	*.472*	*3.937*	*.591*		
MF 12x1.25	1.25	73.00	9.00 x 7.00	C	6HX	EX13PM12X1.25	9.0	12.00	100.0	15.0	3	DIN 374
		2.874					*.354*	*.472*	*3.937*	*.591*		
MF 12x1.5	1.50	73.00	9.00 x 7.00	C	6HX	EX13PM12X1.5	9.0	12.00	100.0	15.0	3	DIN 374
		2.874					*.354*	*.472*	*3.937*	*.591*		
MF 14x1	1.00	71.00	11.00 x 9.00	C	6HX	EX13PM14X1.0	11.0	14.00	100.0	15.0	3	DIN 374
		2.795					*.433*	*.551*	*3.937*	*.591*		
MF 14x1.25	1.25	71.00	11.00 x 9.00	C	6HX	EX13PM14X1.25	11.0	14.00	100.0	15.0	3	DIN 374
		2.795					*.433*	*.551*	*3.937*	*.591*		
MF 14x1.5	1.50	71.00	11.00 x 9.00	C	6HX	EX13PM14X1.5	11.0	14.00	100.0	15.0	3	DIN 374
		2.795					*.433*	*.551*	*3.937*	*.591*		
MF 16x1	1.00	58.00	12.00 x 9.00	C	6HX	EX13PM16X1.0	12.0	16.00	100.0	15.0	4	DIN 374
		2.283					*.472*	*.630*	*3.937*	*.591*		
MF 16x1.5	1.50	58.00	12.00 x 9.00	C	6HX	EX13PM16X1.5	12.0	16.00	100.0	15.0	4	DIN 374
		2.283					*.472*	*.630*	*3.937*	*.591*		
MF 18x1	1.00	66.00	14.00 x 11.00	C	6HX	EX13PM18X1.0	14.0	18.00	110.0	17.0	4	DIN 374
		2.598					*.551*	*.709*	*4.331*	*.669*		
MF 18x1.5	1.50	66.00	14.00 x 11.00	C	6HX	EX13PM18X1.5	14.0	18.00	110.0	17.0	4	DIN 374
		2.598					*.551*	*.709*	*4.331*	*.669*		
MF 20x1	1.00	80.00	16.00 x 12.00	C	6HX	EX13PM20X1.0	16.0	20.00	125.0	17.0	4	DIN 374
		3.150					*.630*	*.787*	*4.921*	*.669*		
MF 20x1.5	1.50	80.00	16.00 x 12.00	C	6HX	EX13PM20X1.5	16.0	20.00	125.0	17.0	4	DIN 374
		3.150					*.630*	*.787*	*4.921*	*.669*		
MF 22x1.5	1.50	78.00	18.00 x 14.50	C	6HX	EX13PM22X1.5	18.0	22.00	125.0	17.0	4	DIN 374
		3.071					*.709*	*.866*	*4.921*	*.669*		
MF 24x1.5	1.50	93.00	18.00 x 14.50	C	6HX	EX13PM24X1.5	18.0	24.00	140.0	20.0	4	DIN 374
		3.661					*.709*	*.945*	*5.512*	*.787*		
MF 24x2	2.00	93.00	18.00 x 14.50	C	6HX	EX13PM24X2.0	18.0	24.00	140.0	20.0	4	DIN 374
		3.661					*.709*	*.945*	*5.512*	*.787*		
MF 25x1.5	1.50	93.00	18.00 x 14.50	C	6HX	EX13PM25X1.5	18.0	25.00	140.0	20.0	4	DIN 374
		3.661					*.709*	*.984*	*5.512*	*.787*		
MF 26x1.5	1.50	93.00	18.00 x 14.50	C	6HX	EX13PM26X1.5	18.0	26.00	140.0	20.0	4	DIN 374
		3.661					*.709*	*1.024*	*5.512*	*.787*		
MF 27x1.5	1.50	77.00	20.00 x 16.00	C	6HX	EX13PM27X1.5	20.0	27.00	140.0	20.0	4	DIN 374
		3.032					*.787*	*1.063*	*5.512*	*.787*		
MF 27x2	2.00	77.00	20.00 x 16.00	C	6HX	EX13PM27X2.0	20.0	27.00	140.0	20.0	4	DIN 374
		3.032					*.787*	*1.063*	*5.512*	*.787*		

C177 C157 E9 C154

SANDVIK Coromant

SPA

Macho de corte CoroTap™ 300 con canal helicoidal

Forma de rosca: métrica fina

DIN 374

ULDR	3.0
FHA	48°
SUBSTRATE	HSS-E-PM
COATING	PVD TIALN

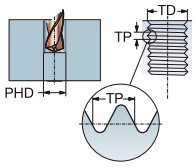

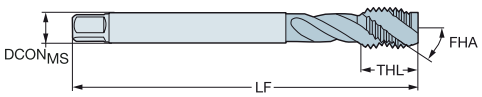

P
≤350HB

TDZ	TP	LU	CZC$_{MS}$	THCHT	TCTR	Código de pedido	Dimensiones, mm, pulg. DCON$_{MS}$	TD	LF	THL	NOF	BSG
MF 30x1.5	1.50	85.00	22.00 x 18.00	C	6HX	EX13PM30X1.5	22.0	30.00	150.0	20.0	4	DIN 374
		3.346					*.866*	*1.181*	*5.906*	*.787*		
MF 30x2	2.00	85.00	22.00 x 18.00	C	6HX	EX13PM30X2.0	22.0	30.00	150.0	20.0	4	DIN 374
		3.346					*.866*	*1.181*	*5.906*	*.787*		

C177 C157 E9 C154

Macho de corte CoroTap™ 300 con canal helicoidal

Forma de rosca: métrica fina

DIN/ANSI

ULDR	3.0
FHA	48°
SUBSTRATE	HSS-E-PM
COATING	PVD TIALN

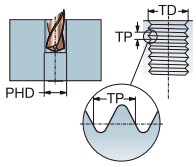

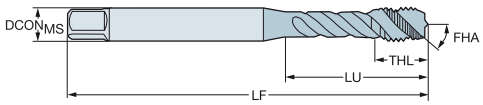

P
≤350HB

TDZ	TP	LU	CZC_{MS}	THCHT	TCTR	Código de pedido	$DCON_{MS}$	TD	LF	THL	NOF	BSG
							Dimensiones, mm, pulg.					
MF 8x1	1.00	33.17	.318 x .238	C	6HX	EX13PAM8X1.0	8.1	8.00	90.0	12.1	3	DIN/ANSI
		1.306					*.318*	*.315*	*3.543*	*.476*		
MF 12x1.25	1.25	81.80	.367 x .275	C	6HX	EX13PAM12X1.25	9.3	12.00	110.0	18.0	3	DIN/ANSI
		3.220					*.367*	*.472*	*4.331*	*.709*		
MF 12x1.5	1.50	81.80	.367 x .275	C	6HX	EX13PAM12X1.5	9.3	12.00	110.0	18.0	3	DIN/ANSI
		3.220					*.367*	*.472*	*4.331*	*.709*		
MF 16x1.5	1.50	65.80	.480 x .360	C	6HX	EX13PAM16X1.5	12.2	16.00	110.0	20.0	4	DIN/ANSI
		2.591					*.480*	*.630*	*4.331*	*.787*		
MF 18x1.5	1.50	79.00	.542 x .406	C	6HX	EX13PAM18X1.5	13.8	18.00	125.0	25.0	4	DIN/ANSI
		3.110					*.542*	*.709*	*4.921*	*.984*		

C177 C157 E9 C154

SPA

Macho de corte CoroTap™ 300 con canal helicoidal

Forma de rosca: métrica fina

DIN 374

ULDR	2.0
FHA	40°
SUBSTRATE	HSS-E
COATING	PVD FEN

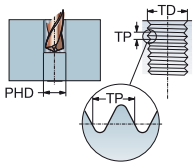

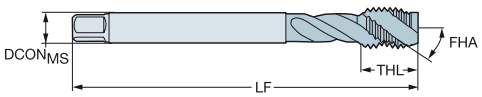

M

							Dimensiones, mm, pulg.					
TDZ	TP	LU	CZC_{MS}	THCHT	TCTR	**Código de pedido**	$DCON_{MS}$	TD	LF	THL	NOF	BSG
MF 6x0.75	0.75	59.00	4.50 x 3.40	C	6H	**E363M6X.75**	4.5	6.00	80.0	10.0	3	DIN 374
		2.323					*.177*	*.236*	*3.150*	*.394*		
MF 8x1	1.00	67.00	6.00 x 4.90	C	6H	**E363M8X1.0**	6.0	8.00	90.0	12.0	3	DIN 374
		2.638					*.236*	*.315*	*3.543*	*.472*		
MF 10x1	1.00	67.00	7.00 x 5.50	C	6H	**E363M10X1.0**	7.0	10.00	90.0	12.0	3	DIN 374
		2.638					*.276*	*.394*	*3.543*	*.472*		
MF 10x1.25	1.25	77.00	7.00 x 5.50	C	6H	**E363M10X1.25**	7.0	10.00	100.0	15.0	3	DIN 374
		3.032					*.276*	*.394*	*3.937*	*.591*		
MF 12x1	1.00	73.00	9.00 x 7.00	C	6H	**E363M12X1.0**	9.0	12.00	100.0	13.0	4	DIN 374
		2.874					*.354*	*.472*	*3.937*	*.512*		
MF 12x1.25	1.25	73.00	9.00 x 7.00	C	6H	**E363M12X1.25**	9.0	12.00	100.0	13.0	4	DIN 374
		2.874					*.354*	*.472*	*3.937*	*.512*		
MF 12x1.5	1.50	73.00	9.00 x 7.00	C	6H	**E363M12X1.5**	9.0	12.00	100.0	13.0	4	DIN 374
		2.874					*.354*	*.472*	*3.937*	*.512*		
MF 14x1.5	1.50	71.00	11.00 x 9.00	C	6H	**E363M14X1.5**	11.0	14.00	100.0	15.0	4	DIN 374
		2.795					*.433*	*.551*	*3.937*	*.591*		
MF 16x1.5	1.50	58.00	12.00 x 9.00	C	6H	**E363M16X1.5**	12.0	16.00	100.0	15.0	5	DIN 374
		2.283					*.472*	*.630*	*3.937*	*.591*		
MF 18x1.5	1.50	66.00	14.00 x 11.00	C	6H	**E363M18X1.5**	14.0	18.00	110.0	17.0	5	DIN 374
		2.598					*.551*	*.709*	*4.331*	*.669*		
MF 20x1.5	1.50	80.00	16.00 x 12.00	C	6H	**E363M20X1.5**	16.0	20.00	125.0	17.0	5	DIN 374
		3.150					*.630*	*.787*	*4.921*	*.669*		

C177 C157 E9 C154

Macho de corte CoroTap™ 300 con canal helicoidal

Forma de rosca: métrica fina

DIN 374

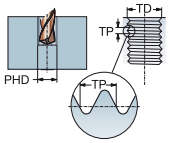

ULDR 1.5
FHA 10°
SUBSTRATE HSS-E-PM

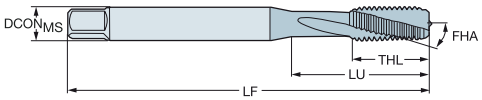

Para aleaciones con base de níquel

TDZ	TP	LU	CZC_{MS}	THCHT	TCTR	Código de pedido	S / D150	$DCON_{MS}$	TD	LF	THL	NOF	PHD	BSG
								Dimensiones, mm, pulg.						
MF 8x1	1.00	20.00	8.00 x 6.20	C	6HX	T300-SD100DB-M8X100	★	8.0	8.00	90.0	20.0	3	7.0	DIN 374
		.787						*.315*	*.315*	*3.543*	*.787*		*.276*	
MF 10x1	1.00	24.00	10.00 x 8.00	C	6HX	T300-SD100DB-M10X100	★	10.0	10.00	90.0	24.0	3	9.0	DIN 374
		.945						*.394*	*.394*	*3.543*	*.945*		*.354*	
MF 10x1.25	1.25	24.50	10.00 x 8.00	C	6HX	T300-SD100DB-M10X125	★	10.0	10.00	100.0	24.5	3	8.8	DIN 374
		.965						*.394*	*.394*	*3.937*	*.965*		*.344*	
MF 12x1	1.00	28.00	12.00 x 9.00	C	6HX	T300-SD100DB-M12X100	★	12.0	12.00	100.0	28.0	4	11.0	DIN 374
		1.102						*.472*	*.472*	*3.937*	*1.102*		*.433*	
MF 12x1.25	1.25	28.50	12.00 x 9.00	C	6HX	T300-SD100DB-M12X125	★	12.0	12.00	100.0	28.5	4	10.8	DIN 374
		1.122						*.472*	*.472*	*3.937*	*1.122*		*.423*	
MF 12x1.5	1.50	29.50	12.00 x 9.00	C	6HX	T300-SD100DB-M12X150	★	12.0	12.00	100.0	29.5	4	10.5	DIN 374
		1.161						*.472*	*.472*	*3.937*	*1.161*		*.413*	

C177 C157 E9 E27 C154

SANDVIK Coromant

SPA

Macho de corte CoroTap™ 300 con canal helicoidal

Forma de rosca: métrica fina

DIN 371, DIN 374

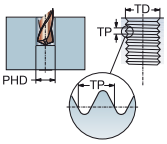

ULDR	2.0
FHA	15°
SUBSTRATE	HSS-E-PM
COATING	PVD ALCRN

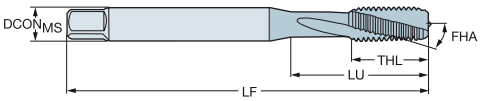

Para aleaciones de titanio

TDZ	TP	LU	CZC_{MS}	THCHT	TCTR	Código de pedido	S D115	Dimensiones, mm, pulg. $DCON_{MS}$	TD	LF	THL	NOF	PHD	BSG
MF 6x0.75	0.75	23.00	6.00 x 4.90	C	6HX	T300-SM100DB-M6X075	★	6.0	6.00	80.0	15.0	3	5.3	DIN 371
		.906						*.236*	*.236*	*3.150*	*.591*		*.207*	
MF 8x0.75	0.75	29.50	8.00 x 6.20	C	6HX	T300-SM100DB-M8X075	★	8.0	8.00	90.0	18.0	3	7.3	DIN 371
		1.161						*.315*	*.315*	*3.543*	*.709*		*.285*	
MF 8x1	1.00	29.50	8.00 x 6.20	C	6HX	T300-SM100DB-M8X100	★	8.0	8.00	90.0	18.0	3	7.0	DIN 371
		1.161						*.315*	*.315*	*3.543*	*.709*		*.276*	
MF 10x1	1.00	33.50	10.00 x 8.00	C	6HX	T300-SM100DB-M10X100	★	10.0	10.00	100.0	20.0	3	9.0	DIN 371
		1.319						*.394*	*.394*	*3.937*	*.787*		*.354*	
MF 12x1	1.00	73.00	9.00 x 7.00	C	6HX	T300-SM100DB-M12X100	★	9.0	12.00	100.0	21.0	4	11.0	DIN 374
		2.874						*.354*	*.472*	*3.937*	*.827*		*.433*	
MF 12x1.5	1.50	73.00	9.00 x 7.00	C	6HX	T300-SM100DB-M12X150	★	9.0	12.00	100.0	21.0	4	10.5	DIN 374
		2.874						*.354*	*.472*	*3.937*	*.827*		*.413*	
MF 14x1.5	1.50	71.00	11.00 x 9.00	C	6HX	T300-SM100DB-M14X150	★	11.0	14.00	100.0	21.0	4	12.5	DIN 374
		2.795						*.433*	*.551*	*3.937*	*.827*		*.492*	

C177 C157 E9 E27 C154

Macho de corte CoroTap™ 300 con canal helicoidal

Forma de rosca: métrica fina

DIN 374

ULDR 2.5
FHA 35°
SUBSTRATE HSS-E
COATING UNCOAT

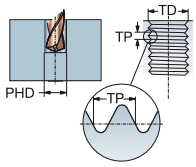

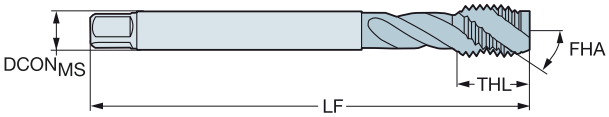

N

TDZ	TP	LU	CZC$_{MS}$	THCHT	TCTR	Código de pedido	N / R\50	Dimensiones, mm, pulg. DCON$_{MS}$	TD	LF	THL	NOF	PHD	BSG
MF 5x0.5	0.50	49.00	3.50 x 2.70	C	6H	T300-NM100DB-M5X050	★	3.5	5.00	70.0	13.0	2	4.5	DIN 374
		1.929						*.138*	*.197*	*2.756*	*.512*		*.177*	
MF 8x1	1.00	67.00	6.00 x 4.90	C	6H	T300-NM100DB-M8X100	★	6.0	8.00	90.0	18.0	2	7.0	DIN 374
		2.638						*.236*	*.315*	*3.543*	*.709*		*.276*	
MF 10x1	1.00	67.00	7.00 x 5.50	C	6H	T300-NM100DB-M10X100	★	7.0	10.00	90.0	20.0	3	9.0	DIN 374
		2.638						*.276*	*.394*	*3.543*	*.787*		*.354*	
MF 10x1.25	1.25	77.00	7.00 x 5.50	C	6H	T300-NM100DB-M10X125	★	7.0	10.00	100.0	20.0	3	8.8	DIN 374
		3.032						*.276*	*.394*	*3.937*	*.787*		*.346*	
MF 12x1.25	1.25	73.00	9.00 x 7.00	C	6H	T300-NM100DB-M12X125	★	9.0	12.00	100.0	21.0	3	10.8	DIN 374
		2.874						*.354*	*.472*	*3.937*	*.827*		*.425*	
MF 12x1.5	1.50	73.00	9.00 x 7.00	C	6H	T300-NM100DB-M12X150	★	9.0	12.00	100.0	21.0	3	10.5	DIN 374
		2.874						*.354*	*.472*	*3.937*	*.827*		*.413*	
MF 14x1.25	1.25	71.00	11.00 x 9.00	C	6H	T300-NM100DB-M14X125	★	11.0	14.00	100.0	21.0	3	12.8	DIN 374
		2.795						*.433*	*.551*	*3.937*	*.827*		*.504*	
MF 14x1.5	1.50	71.00	11.00 x 9.00	C	6H	T300-NM100DB-M14X150	★	11.0	14.00	100.0	21.0	3	12.5	DIN 374
		2.795						*.433*	*.551*	*3.937*	*.827*		*.492*	
MF 16x1.5	1.50	58.00	12.00 x 9.00	C	6H	T300-NM100DB-M16X150	★	12.0	16.00	100.0	21.0	3	14.5	DIN 374
		2.283						*.472*	*.630*	*3.937*	*.827*		*.571*	
MF 18x1.5	1.50	66.00	14.00 x 11.00	C	6H	T300-NM100DB-M18X150	★	14.0	18.00	110.0	24.0	3	16.5	DIN 374
		2.598						*.551*	*.709*	*4.331*	*.945*		*.650*	
MF 20x1.5	1.50	80.00	16.00 x 12.00	C	6H	T300-NM100DB-M20X150	★	16.0	20.00	125.0	24.0	3	18.5	DIN 374
		3.150						*.630*	*.787*	*4.921*	*.945*		*.728*	

C177 C157 E9 E27 C154

SANDVIK Coromant

Macho de corte CoroTap™ 300 con canal helicoidal

Forma de rosca: MJ

DIN 371

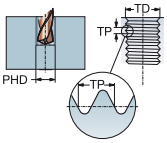

ULDR 1.5
FHA 10°
SUBSTRATE HSS-E-PM

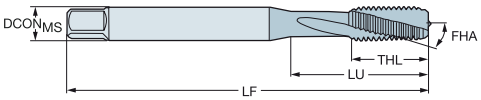

Para aleaciones con base de níquel

TDZ	TP	LU	CZC_{MS}	THCHT	TCTR	Código de pedido	S D150	Dimensiones, mm, pulg. $DCON_{MS}$	TD	LF	THL	NOF	PHD	BSG
MJ 3	0.50	8.00	3.50 x 2.70	C	4H	T300-SD100DC-MJ3	★	3.5	3.00	56.0	8.0	3	2.5	DIN 371
		.315						*.138*	*.118*	*2.205*	*.315*		*.098*	
MJ 4	0.70	10.50	4.50 x 3.40	C	4H	T300-SD100DC-MJ4	★	4.5	4.00	63.0	10.5	3	3.3	DIN 371
		.413						*.177*	*.157*	*2.480*	*.413*		*.130*	
MJ 5	0.80	13.00	6.00 x 4.90	C	4H	T300-SD100DC-MJ5	★	6.0	5.00	70.0	13.0	3	4.2	DIN 371
		.512						*.236*	*.197*	*2.756*	*.512*		*.165*	
MJ 6	1.00	15.50	6.00 x 4.90	C	4H	T300-SD100DC-MJ6	★	6.0	6.00	80.0	15.5	3	5.0	DIN 371
		.610						*.236*	*.236*	*3.150*	*.610*		*.197*	

ULDR 2.0
FHA 15°
SUBSTRATE HSS-E-PM
COATING PVD ALCRN

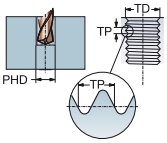

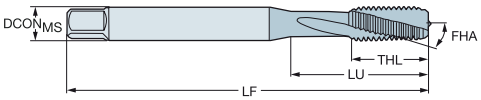

Para aleaciones de titanio

TDZ	TP	LU	CZC_{MS}	THCHT	TCTR	Código de pedido	S D115	Dimensiones, mm, pulg. $DCON_{MS}$	TD	LF	THL	NOF	PHD	BSG
MJ 4	0.70	13.00	4.50 x 3.40	C	6HX	T300-SM100DC-MJ4	★	4.5	4.00	63.0	13.0	3	3.3	DIN 371
		.512						*.177*	*.157*	*2.480*	*.512*		*.130*	
MJ 5	0.80	16.00	6.00 x 4.90	C	6HX	T300-SM100DC-MJ5	★	6.0	5.00	70.0	16.0	3	4.2	DIN 371
		.630						*.236*	*.197*	*2.756*	*.630*		*.165*	
MJ 6	1.00	23.00	6.00 x 4.90	C	6HX	T300-SM100DC-MJ6	★	6.0	6.00	80.0	15.0	3	5.0	DIN 371
		.906						*.236*	*.236*	*3.150*	*.591*		*.197*	
MJ 8	1.25	29.50	8.00 x 6.20	C	6HX	T300-SM100DC-MJ8	★	8.0	8.00	100.0	18.0	3	6.8	DIN 371
		1.161						*.315*	*.315*	*3.937*	*.709*		*.268*	

C177 C157 E9 E27 C154

Macho de corte CoroTap™ 300 con canal helicoidal

Forma de rosca: UNC

DIN 2184-1

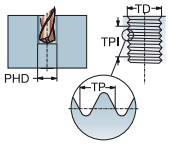

ULDR 1.5
FHA 25°
SUBSTRATE HSS-E-PM

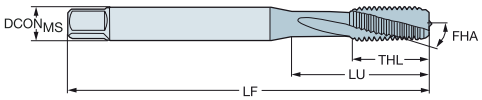

Para aleaciones con base de níquel

TDZ	TPI	LU	CZC_{MS}	THCHT	TCTR	Código de pedido	S / D150	$DCON_{MS}$	TD	LF	THL	NOF	PHD	BSG
								Dimensiones, mm, pulg.						
UNC #3-48	48.00	9.00	2.80 x 2.10	C	2B	T300-SD100DE-3-48	★	2.8	2.51	50.0	9.0	3	2.1	DIN 2184-1
		.354						*.110*	*.099*	*1.969*	*.354*		*.083*	
UNC #2-56	56.00	9.00	2.80 x 2.10	C	2B	T300-SD100DE-2-56	★	2.8	2.18	45.0	9.0	3	1.9	DIN 2184-1
		.354						*.110*	*.086*	*1.772*	*.354*		*.073*	
UNC #4-40	40.00	10.00	3.50 x 2.70	C	2B	T300-SD100DE-4-40	★	3.5	2.84	56.0	10.0	3	2.4	DIN 2184-1
		.394						*.138*	*.112*	*2.205*	*.394*		*.093*	
UNC #6-32	32.00	12.00	4.00 x 3.00	C	2B	T300-SD100DE-6-32	★	4.0	3.51	56.0	12.0	3	2.9	DIN 2184-1
		.472						*.157*	*.138*	*2.205*	*.472*		*.112*	
UNC #8-32	32.00	13.00	4.50 x 3.40	C	2B	T300-SD100DE-8-32	★	4.5	4.17	63.0	13.0	3	3.5	DIN 2184-1
		.512						*.177*	*.164*	*2.480*	*.512*		*.138*	
UNC #10-24	24.00	16.00	6.00 x 4.90	C	2B	T300-SD100DE-10-24	★	6.0	4.83	70.0	16.0	3	3.9	DIN 2184-1
		.630						*.236*	*.190*	*2.756*	*.630*		*.154*	
UNC 1/4-20	20.00	25.00	7.00 x 5.50	C	2B	T300-SD100DE-1/4	★	7.0	6.35	80.0	15.0	3	5.1	DIN 2184-1
		.984						*.276*	*.250*	*3.150*	*.591*		*.201*	
UNC 5/16-18	18.00	29.50	8.00 x 6.20	C	2B	T300-SD100DE-5/16	★	8.0	7.94	90.0	18.0	3	6.6	DIN 2184-1
		1.161						*.315*	*.313*	*3.543*	*.709*		*.260*	
UNC 3/8-16	16.00	33.50	10.00 x 8.00	C	2B	T300-SD100DE-3/8	★	10.0	9.53	100.0	20.0	4	8.0	DIN 2184-1
		1.319						*.394*	*.375*	*3.937*	*.787*		*.315*	

C177 C157 E9 E27 C154

SPA

Macho de corte CoroTap™ 300 con canal helicoidal

Forma de rosca: UNC

C-DIN/ANSI, DIN/ANSI

ULDR	1.5
FHA	15°
SUBSTRATE	HSS-E-PM
COATING	PVD TIALN

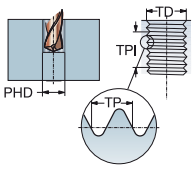

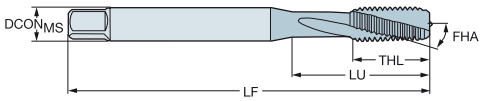

P
30-48 HRC

							Dimensiones, mm, pulg.					
TDZ	TPI	LU	CZC_{MS}	THCHT	TCTR	Código de pedido	$DCON_{MS}$	TD	LF	THL	NOF	BSG
UNC #4-40	40.00	11.90	.141 x .110	C	2B	E8844-40	3.6	2.84	56.0	11.9	3	C-DIN/ANSI
		.469					*.141*	*.112*	*2.205*	*.469*		
UNC #6-32	32.00	13.90	.168 x .131	C	2B	E8846-32	4.3	3.51	63.0	13.9	3	C-DIN/ANSI
		.547					*.168*	*.138*	*2.480*	*.547*		
UNC #8-32	32.00	15.10	.194 x .152	C	2B	E8848-32	4.9	4.17	70.0	15.1	3	C-DIN/ANSI
		.594					*.194*	*.164*	*2.756*	*.594*		
UNC #10-24	24.00	17.00	.255 x .191	C	2B	E88410-24	6.5	4.83	80.0	17.0	3	C-DIN/ANSI
		.669					*.255*	*.190*	*3.150*	*.669*		
UNC 1/4-20	20.00	20.20	.318 x .238	C	2B	E8841/4	8.1	6.35	90.0	20.2	3	C-DIN/ANSI
		.795					*.318*	*.250*	*3.543*	*.795*		
UNC 5/16-18	18.00	20.00	.381 x .286	C	2B	E8845/16	9.7	7.94	100.0	22.8	3	C-DIN/ANSI
		.787					*.381*	*.313*	*3.937*	*.898*		
UNC 3/8-16	16.00	37.00	.381 x .286	C	2B	E8843/8	9.7	9.53	100.0	20.0	3	DIN/ANSI
		1.457					*.381*	*.375*	*3.937*	*.787*		
UNC 7/16-14	14.00	72.60	.323 x .242	C	2B	E8847/16	8.2	11.11	100.0	20.0	4	DIN/ANSI
		2.858					*.323*	*.438*	*3.937*	*.787*		
UNC 1/2-13	13.00	81.80	.367 x .275	C	2B	E8841/2	9.3	12.70	110.0	23.0	4	DIN/ANSI
		3.220					*.367*	*.500*	*4.331*	*.906*		
UNC 5/8-11	11.00	65.80	.480 x .360	C	2B	E8845/8	12.2	15.88	110.0	23.0	4	DIN/ANSI
		2.591					*.480*	*.625*	*4.331*	*.906*		
UNC 3/4-10	10.00	77.50	.590 x .442	C	2B	E8843/4	15.0	19.05	125.0	30.0	4	DIN/ANSI
		3.051					*.590*	*.750*	*4.921*	*1.181*		

C177 C157 E9 C154

Macho de corte CoroTap™ 300 con canal helicoidal

Forma de rosca: UNC

DIN/ANSI

ULDR	3.0
FHA	48°
SUBSTRATE	HSS-E-PM
COATING	PVD TIALN

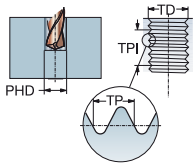

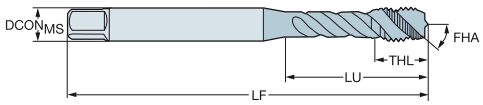

P
≤350HB

								Dimensiones, mm, pulg.					
TCT	TDZ	TPI	LU	CZC_{MS}	THCHT	TCTR	Código de pedido	$DCON_{MS}$	TD	LF	THL	NOF	BSG
H1	UNC #2-56	56.00	11.99	.141 x .110	C	3B	EX23PA2-56	3.6	2.18	45.0	4.0	3	DIN/ANSI
			.472					*.141*	*.086*	*1.772*	*.157*		
H2	UNC #4-40	40.00	16.97	.141 x .110	C	2B	EX23PA4-40	3.6	2.84	56.0	6.5	3	DIN/ANSI
			.668					*.141*	*.112*	*2.205*	*.256*		
H2	UNC #5-40	40.00	17.74	.141 x .110	C	2B	EX23PA5-40	3.6	3.18	56.0	6.5	3	DIN/ANSI
			.698					*.141*	*.125*	*2.205*	*.256*		
H3	UNC #6-32	32.00	20.20	.141 x .110	C	2B	EX23PA6-32	3.6	3.51	56.0	6.5	3	DIN/ANSI
			.795					*.141*	*.138*	*2.205*	*.256*		
H3	UNC #8-32	32.00	21.18	.168 x .131	C	2B	EX23PA8-32	4.3	4.17	63.0	7.0	3	DIN/ANSI
			.834					*.168*	*.164*	*2.480*	*.276*		
H5	UNC #8-32	32.00	21.18	.168 x .131	C	2B	EX23PA8-32H5	4.3	4.17	63.0	7.0	3	DIN/ANSI
			.834					*.168*	*.164*	*2.480*	*.276*		
H3	UNC #10-24	24.00	27.54	.194 x .152	C	2B	EX23PA10-24	4.9	4.83	70.0	8.4	3	DIN/ANSI
			1.084					*.194*	*.190*	*2.756*	*.331*		
H3	UNC 1/4-20	20.00	24.69	.255 x .191	C	3B	EX23PA1/4	6.5	6.35	80.0	10.2	3	DIN/ANSI
			.972					*.255*	*.250*	*3.150*	*.402*		
H5	UNC 1/4-20	20.00	24.69	.255 x .191	C	2B	EX23PA1/4H5	6.5	6.35	80.0	10.2	3	DIN/ANSI
			.972					*.255*	*.250*	*3.150*	*.402*		
H3	UNC 5/16-18	18.00	33.17	.318 x .238	C	3B	EX23PA5/16	8.1	7.94	90.0	12.2	3	DIN/ANSI
			1.306					*.318*	*.313*	*3.543*	*.480*		
H5	UNC 5/16-18	18.00	33.17	.318 x .238	C	2B	EX23PA5/16H5	8.1	7.94	90.0	12.2	3	DIN/ANSI
			1.306					*.318*	*.313*	*3.543*	*.480*		
H3	UNC 3/8-16	16.00	38.07	.381 x .286	C	3B	EX23PA3/8	9.7	9.53	100.0	15.8	3	DIN/ANSI
			1.499					*.381*	*.375*	*3.937*	*.622*		
H5	UNC 3/8-16	16.00	38.07	.381 x .286	C	2B	EX23PA3/8H5	9.7	9.53	100.0	15.8	3	DIN/ANSI
			1.499					*.381*	*.375*	*3.937*	*.622*		
H3	UNC 7/16-14	14.00	72.60	.323 x .242	C	3B	EX23PA7/16	8.2	11.11	100.0	15.0	3	DIN/ANSI
			2.858					*.323*	*.438*	*3.937*	*.591*		
H3	UNC 1/2-13	13.00	81.80	.367 x .275	C	3B	EX23PA1/2	9.3	12.70	110.0	18.0	3	DIN/ANSI
			3.220					*.367*	*.500*	*4.331*	*.709*		
H5	UNC 1/2-13	13.00	81.80	.367 x .275	C	2B	EX23PA1/2H5	9.3	12.70	110.0	18.0	3	DIN/ANSI
			3.220					*.367*	*.500*	*4.331*	*.709*		
H3	UNC 5/8-11	11.00	65.80	.480 x .360	C	3B	EX23PA5/8	12.2	15.88	110.0	20.0	4	DIN/ANSI
			2.591					*.480*	*.625*	*4.331*	*.787*		
H5	UNC 5/8-11	11.00	65.80	.480 x .360	C	2B	EX23PA5/8H5	12.2	15.88	110.0	20.0	4	DIN/ANSI
			2.591					*.480*	*.625*	*4.331*	*.787*		
H3	UNC 3/4-10	10.00	77.50	.590 x .442	C	3B	EX23PA3/4	15.0	19.05	125.0	25.0	4	DIN/ANSI
			3.051					*.590*	*.750*	*4.921*	*.984*		
H5	UNC 3/4-10	10.00	77.50	.590 x .442	C	2B	EX23PA3/4H5	15.0	19.05	125.0	25.0	4	DIN/ANSI
			3.051					*.590*	*.750*	*4.921*	*.984*		
H4	UNC 7/8-9	9.00	90.90	.697 x .523	C	3B	EX23PA7/8	17.7	22.23	140.0	25.0	4	DIN/ANSI
			3.579					*.697*	*.875*	*5.512*	*.984*		
H4	UNC 1"-8	8.00	95.40	.800 x .600	C	3B	EX23PA1	20.3	25.40	160.0	30.0	4	DIN/ANSI
			3.756					*.800*	*1.000*	*6.299*	*1.181*		

C177 C157 E9 C154

SANDVIK Coromant

SPA

Macho de corte CoroTap™ 300 con canal helicoidal

Forma de rosca: UNC

DIN/ANSI

ULDR 3.0
FHA 48°
SUBSTRATE HSS-E-PM
COATING PVD TIALN

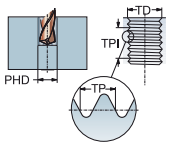

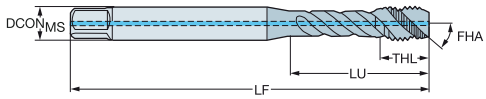

P
≤350HB

									Dimensiones, mm, pulg.					
TDZ	TPI	LU	CZC_{MS}	THCHT	TCTR	CNSC	CXSC	Código de pedido	$DCON_{MS}$	TD	LF	THL	NOF	BSG
UNC 1/4-20	20.00	24.69	.255 x .191	C	2BX	1	1	EX29PA1/4	6.5	6.35	80.0	10.2	3	DIN/ANSI
		.972							*.255*	*.250*	*3.150*	*.402*		
UNC 5/16-18	18.00	33.17	.318 x .238	C	2BX	1	1	EX29PA5/16	8.1	7.94	90.0	12.2	3	DIN/ANSI
		1.306							*.318*	*.313*	*3.543*	*.480*		
UNC 3/8-16	16.00	38.07	.381 x .286	C	2BX	1	1	EX29PA3/8	9.7	9.53	100.0	15.8	3	DIN/ANSI
		1.499							*.381*	*.375*	*3.937*	*.622*		
UNC 1/2-13	13.00	81.90	.367 x .275	C	2BX	1	1	EX29PA1/2	9.3	12.70	110.0	18.0	3	DIN/ANSI
		3.224							*.367*	*.500*	*4.331*	*.709*		
UNC 5/8-11	11.00	65.80	.480 x .360	C	2BX	1	1	EX29PA5/8	12.2	15.88	110.0	20.0	4	DIN/ANSI
		2.591							*.480*	*.625*	*4.331*	*.787*		
UNC 3/4-10	10.00	77.50	.590 x .442	C	2BX	1	1	EX29PA3/4	15.0	19.05	125.0	25.0	4	DIN/ANSI
		3.051							*.590*	*.750*	*4.921*	*.984*		
UNC 7/8-9	9.00	90.90	.697 x .523	C	2BX	1	1	EX29PA7/8	17.7	22.23	140.0	25.0	4	DIN/ANSI
		3.579							*.697*	*.875*	*5.512*	*.984*		
UNC 1"-8	8.00	95.40	.800 x .600	C	2BX	1	1	EX29PA1	20.3	25.40	160.0	30.0	4	DIN/ANSI
		3.756							*.800*	*1.000*	*6.299*	*1.181*		

CXSC 1 = salida de refrigerante axial concéntrica

C177 C157 E9 E28 C154

Macho de corte CoroTap™ 300 con canal helicoidal

Forma de rosca: UNC

DIN/ANSI

ULDR	2.5
FHA	48°
SUBSTRATE	HSS-PM
COATING	PVD TIALN+WCC

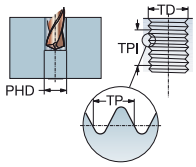

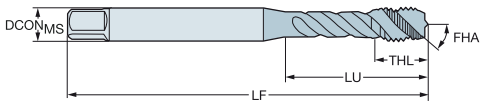

M

							Dimensiones, mm, pulg.					
TDZ	TPI	LU	CZC_{MS}	THCHT	TCTR	**Código de pedido**	$DCON_{MS}$	TD	LF	THL	NOF	BSG
UNC #4-40	40.00	15.47	.141 x .110	C	2B	E8824-40	3.6	2.84	56.0	6.5	3	DIN/ANSI
		.609					*.141*	*.112*	*2.205*	*.256*		
UNC #6-32	32.00	15.08	.141 x .110	C	2B	E8826-32	3.6	3.51	56.0	6.5	3	DIN/ANSI
		.594					*.141*	*.138*	*2.205*	*.256*		
UNC #8-32	32.00	16.58	.168 x .131	C	2B	E8828-32	4.3	4.17	63.0	7.0	3	DIN/ANSI
		.653					*.168*	*.164*	*2.480*	*.276*		
UNC #10-24	24.00	21.00	.194 x .152	C	2B	E88210-24	4.9	4.83	70.0	8.4	3	DIN/ANSI
		.827					*.194*	*.190*	*2.756*	*.331*		
UNC 1/4-20	20.00	25.59	.255 x .191	C	2B	E8821/4	6.5	6.35	80.0	10.2	3	DIN/ANSI
		1.007					*.255*	*.250*	*3.150*	*.402*		
UNC 5/16-18	18.00	30.20	.318 x .238	C	2B	E8825/16	8.1	7.94	90.0	12.2	3	DIN/ANSI
		1.189					*.318*	*.313*	*3.543*	*.480*		
UNC 3/8-16	16.00	32.80	.381 x .286	C	2B	E8823/8	9.7	9.53	100.0	15.8	3	DIN/ANSI
		1.292					*.381*	*.375*	*3.937*	*.622*		
UNC 7/16-14	14.00	72.60	.323 x .242	C	2B	E8827/16	8.2	11.11	100.0	15.0	3	DIN/ANSI
		2.858					*.323*	*.438*	*3.937*	*.591*		
UNC 1/2-13	13.00	81.80	.367 x .275	C	2B	E8821/2	9.3	12.70	110.0	18.0	3	DIN/ANSI
		3.220					*.367*	*.500*	*4.331*	*.709*		
UNC 5/8-11	11.00	65.80	.480 x .360	C	2B	E8825/8	12.2	15.88	110.0	20.0	4	DIN/ANSI
		2.591					*.480*	*.625*	*4.331*	*.787*		
UNC 3/4-10	10.00	77.50	.590 x .442	C	2B	E8823/4	15.0	19.05	125.0	25.0	4	DIN/ANSI
		3.051					*.590*	*.750*	*4.921*	*.984*		
UNC 7/8-9	9.00	90.90	.697 x .523	C	2B	E8827/8	17.7	22.23	140.0	25.0	4	DIN/ANSI
		3.579					*.697*	*.875*	*5.512*	*.984*		

C177 C157 E9 C154

SANDVIK Coromant

SPA

Macho de corte CoroTap™ 300 con canal helicoidal

Forma de rosca: UNC

DIN/ANSI

ULDR 1.5
FHA 15°
SUBSTRATE HSS-E-PM

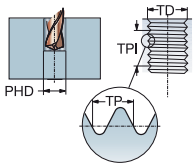

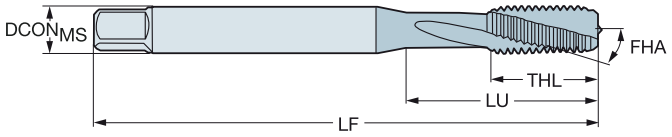

N

TDZ	TPI	LU	CZC$_{MS}$	THCHT	TCTR	Código de pedido	N / D150	DCON$_{MS}$	TD	LF	THL	NOF	PHD	BSG
								Dimensiones, mm, pulg.						
UNC #6-32	32.00	15.08	.141 x .110	C	2B	T300-NM100AE-6-32	★	3.6	3.51	56.0	11.0	3	2.9	DIN/ANSI
		.594						*.141*	*.138*	*2.205*	*.433*		*.112*	
UNC #8-32	32.00	16.58	.168 x .131	C	2B	T300-NM100AE-8-32	★	4.3	4.17	63.0	13.0	3	3.5	DIN/ANSI
		.653						*.168*	*.164*	*2.480*	*.512*		*.138*	
UNC 1/4-20	20.00	25.59	.255 x .191	C	2B	T300-NM100AE-1/4	★	6.5	6.35	80.0	15.0	3	5.1	DIN/ANSI
		1.007						*.255*	*.250*	*3.150*	*.591*		*.201*	
UNC 5/16-18	18.00	30.20	.318 x .238	C	2B	T300-NM100AE-5/16	★	8.1	7.94	90.0	18.0	3	6.6	DIN/ANSI
		1.189						*.318*	*.313*	*3.543*	*.709*		*.260*	
UNC 3/8-16	16.00	32.80	.381 x .286	C	2B	T300-NM100AE-3/8	★	9.7	9.53	100.0	20.0	3	8.0	DIN/ANSI
		1.292						*.381*	*.375*	*3.937*	*.787*		*.315*	
UNC 1/2-13	13.00	81.80	.367 x .275	C	2B	T300-NM100AE-1/2	★	9.3	12.70	110.0	23.0	3	10.8	DIN/ANSI
		3.220						*.367*	*.500*	*4.331*	*.906*		*.425*	
UNC 5/8-11	11.00	65.80	.480 x .360	C	2B	T300-NM100AE-5/8	★	12.2	15.88	110.0	23.0	3	13.5	DIN/ANSI
		2.591						*.480*	*.625*	*4.331*	*.906*		*.531*	
UNC 3/4-10	10.00	77.50	.590 x .442	C	2B	T300-NM100AE-3/4	★	15.0	19.05	125.0	30.0	4	16.5	DIN/ANSI
		3.051						*.590*	*.750*	*4.921*	*1.181*		*.650*	

Forma de rosca: UNF

DIN/ANSI

TDZ	TPI	LU	CZC$_{MS}$	THCHT	TCTR	Código de pedido	N / D150	DCON$_{MS}$	TD	LF	THL	NOF	PHD	BSG
								Dimensiones, mm, pulg.						
UNF #10-32	32.00	21.42	.194 x .152	C	2B	T300-NM100AF-10-32	★	4.9	4.83	70.0	14.0	3	4.1	DIN/ANSI
		.843						*.194*	*.190*	*2.756*	*.551*		*.161*	
UNF 1/4-28	28.00	25.59	.255 x .191	C	2B	T300-NM100AF-1/4	★	6.5	6.35	80.0	15.0	3	5.5	DIN/ANSI
		1.007						*.255*	*.250*	*3.150*	*.591*		*.217*	
UNF 5/16-24	24.00	30.20	.318 x .238	C	2B	T300-NM100AF-5/16	★	8.1	7.94	90.0	18.0	3	6.9	DIN/ANSI
		1.189						*.318*	*.313*	*3.543*	*.709*		*.272*	
UNF 3/8-24	24.00	32.80	.381 x .286	C	2B	T300-NM100AF-3/8	★	9.7	9.53	100.0	20.0	3	8.5	DIN/ANSI
		1.292						*.381*	*.375*	*3.937*	*.787*		*.335*	
UNF 1/2-20	20.00	81.80	.367 x .275	C	2B	T300-NM100AF-1/2	★	9.3	12.70	110.0	23.0	3	11.5	DIN/ANSI
		3.220						*.367*	*.500*	*4.331*	*.906*		*.453*	

C177 C157 E9 E27 C154

Macho de corte CoroTap™ 300 con canal helicoidal

Forma de rosca: UNF

DIN 2184-1

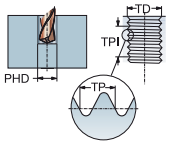

ULDR 1.5
FHA 25°
SUBSTRATE HSS-E-PM

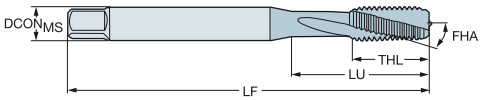

Para aleaciones con base de níquel

TDZ	TPI	LU	CZC_{MS}	THCHT	TCTR	Código de pedido	S / D150	$DCON_{MS}$	TD	LF	THL	NOF	PHD	BSG
								Dimensiones, mm, pulg.						
UNF #6-40	40.00	12.00	4.00 x 3.00	C	3B	T300-SD100DF-6-40	★	4.0	3.51	56.0	12.0	3	3.0	DIN 2184-1
		.472						*.157*	*.138*	*2.205*	*.472*		*.116*	
UNF #8-36	36.00	42.00	4.50 x 3.40	C	3B	T300-SD100DF-8-36	★	4.5	4.17	63.0	13.0	3	3.5	DIN 2184-1
		1.654						*.177*	*.164*	*2.480*	*.512*		*.138*	
UNF #10-32	32.00	16.00	6.00 x 4.90	C	3B	T300-SD100DF-10-32	★	6.0	4.83	70.0	16.0	3	4.1	DIN 2184-1
		.630						*.236*	*.190*	*2.756*	*.630*		*.161*	
UNF #12-28	28.00	23.00	6.00 x 4.90	C	3B	T300-SD100DF-12-28	★	6.0	5.49	80.0	15.0	3	4.6	DIN 2184-1
		.906						*.236*	*.216*	*3.150*	*.591*		*.181*	
UNF 1/4-28	28.00	25.00	7.00 x 5.50	C	3B	T300-SD100DF-1/4	★	7.0	6.35	80.0	15.0	3	5.5	DIN 2184-1
		.984						*.276*	*.250*	*3.150*	*.591*		*.217*	
UNF 5/16-24	24.00	29.50	8.00 x 6.20	C	3B	T300-SD100DF-5/16	★	8.0	7.94	90.0	18.0	3	6.9	DIN 2184-1
		1.161						*.315*	*.313*	*3.543*	*.709*		*.272*	
UNF 3/8-24	24.00	33.50	10.00 x 8.00	C	3B	T300-SD100DF-3/8	★	10.0	9.53	100.0	20.0	4	8.5	DIN 2184-1
		1.319						*.394*	*.375*	*3.937*	*.787*		*.335*	

C177 C157 E9 E27 C154

SPA

Macho de corte CoroTap™ 300 con canal helicoidal

Forma de rosca: UNF

C-DIN/ANSI, DIN/ANSI

ULDR	1.5
FHA	15°
SUBSTRATE	HSS-E-PM
COATING	PVD TIALN

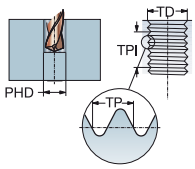

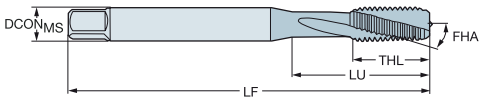

P
30-48 HRC

							Dimensiones, mm, pulg.					
TDZ	TPI	LU	CZC_{MS}	THCHT	TCTR	Código de pedido	$DCON_{MS}$	TD	LF	THL	NOF	BSG
UNF #10-32	32.00	17.00	.255 x .191	C	2B	E88510-32	6.5	4.83	80.0	17.0	3	C-DIN/ANSI
		.669					*.255*	*.190*	*3.150*	*.669*		
UNF 1/4-28	28.00	20.20	.318 x .238	C	2B	E8851/4	8.1	6.35	90.0	20.2	3	C-DIN/ANSI
		.795					*.318*	*.250*	*3.543*	*.795*		
UNF 5/16-24	24.00	20.00	.381 x .286	C	2B	E8855/16	9.7	7.94	100.0	22.8	3	C-DIN/ANSI
		.787					*.381*	*.313*	*3.937*	*.898*		
UNF 3/8-24	24.00	33.00	.381 x .286	C	2B	E8853/8	9.7	9.53	100.0	20.0	3	DIN/ANSI
		1.299					*.381*	*.375*	*3.937*	*.787*		
UNF 7/16-20	20.00	72.60	.323 x .242	C	2B	E8857/16	8.2	11.11	100.0	20.0	4	DIN/ANSI
		2.858					*.323*	*.438*	*3.937*	*.787*		
UNF 1/2-20	20.00	81.80	.367 x .275	C	2B	E8851/2	9.3	12.70	110.0	23.0	4	DIN/ANSI
		3.220					*.367*	*.500*	*4.331*	*.906*		
UNF 5/8-18	18.00	65.80	.480 x .360	C	2B	E8855/8	12.2	15.88	110.0	23.0	4	DIN/ANSI
		2.591					*.480*	*.625*	*4.331*	*.906*		
UNF 3/4-16	16.00	77.50	.590 x .442	C	2B	E8853/4	15.0	19.05	125.0	30.0	4	DIN/ANSI
		3.051					*.590*	*.750*	*4.921*	*1.181*		

C177 C157 E9 C154

Macho de corte CoroTap™ 300 con canal helicoidal

Forma de rosca: UNF

DIN/ANSI

ULDR	3.0
FHA	48°
SUBSTRATE	HSS-E-PM
COATING	PVD TIALN

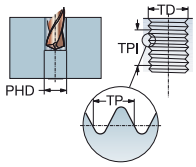

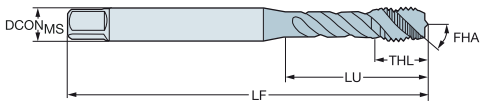

P
≤350HB

								Dimensiones, mm, pulg.					
TCT	TDZ	TPI	LU	CZC_{MS}	THCHT	TCTR	Código de pedido	$DCON_{MS}$	TD	LF	THL	NOF	BSG
H2	UNF #8-36	36.00	21.18	.168 x .131	C	2B	EX33PA8-36	4.3	4.17	63.0	7.0	3	DIN/ANSI
			.834					*.168*	*.164*	*2.480*	*.276*		
H3	UNF #10-32	32.00	27.54	.194 x .152	C	2B	EX33PA10-32	4.9	4.83	70.0	8.0	3	DIN/ANSI
			1.084					*.194*	*.190*	*2.756*	*.315*		
H3	UNF 1/4-28	28.00	24.69	.255 x .191	C	3B	EX33PA1/4	6.5	6.35	80.0	10.2	3	DIN/ANSI
			.972					*.255*	*.250*	*3.150*	*.402*		
H4	UNF 1/4-28	28.00	24.69	.255 x .191	C	2B	EX33PA1/4H4	6.5	6.35	80.0	10.2	3	DIN/ANSI
			.972					*.255*	*.250*	*3.150*	*.402*		
H3	UNF 5/16-24	24.00	33.17	.318 x .238	C	3B	EX33PA5/16	8.1	7.94	90.0	12.0	3	DIN/ANSI
			1.306					*.318*	*.313*	*3.543*	*.472*		
H4	UNF 5/16-24	24.00	33.17	.318 x .238	C	2B	EX33PA5/16H4	8.1	7.94	90.0	12.0	3	DIN/ANSI
			1.306					*.318*	*.313*	*3.543*	*.472*		
H3	UNF 3/8-24	24.00	38.07	.381 x .286	C	3B	EX33PA3/8	9.7	9.53	100.0	15.8	3	DIN/ANSI
			1.499					*.381*	*.375*	*3.937*	*.622*		
H4	UNF 3/8-24	24.00	38.07	.381 x .286	C	2B	EX33PA3/8H4	9.7	9.53	100.0	15.8	3	DIN/ANSI
			1.499					*.381*	*.375*	*3.937*	*.622*		
H3	UNF 7/16-20	20.00	72.60	.323 x .242	C	3B	EX33PA7/16	8.2	11.11	100.0	15.0	3	DIN/ANSI
			2.858					*.323*	*.438*	*3.937*	*.591*		
H3	UNF 1/2-20	20.00	81.80	.367 x .275	C	3B	EX33PA1/2	9.3	12.70	110.0	18.0	3	DIN/ANSI
			3.220					*.367*	*.500*	*4.331*	*.709*		
H5	UNF 1/2-20	20.00	81.80	.367 x .275	C	2B	EX33PA1/2H5	9.3	12.70	110.0	18.0	3	DIN/ANSI
			3.220					*.367*	*.500*	*4.331*	*.709*		
H3	UNF 5/8-18	18.00	65.80	.480 x .360	C	3B	EX33PA5/8	12.2	15.88	110.0	20.0	4	DIN/ANSI
			2.591					*.480*	*.625*	*4.331*	*.787*		
H5	UNF 5/8-18	18.00	65.80	.480 x .360	C	2B	EX33PA5/8H5	12.2	15.88	110.0	20.0	4	DIN/ANSI
			2.591					*.480*	*.625*	*4.331*	*.787*		
H3	UNF 3/4-16	16.00	77.50	.590 x .442	C	3B	EX33PA3/4	15.0	19.05	125.0	25.0	4	DIN/ANSI
			3.051					*.590*	*.750*	*4.921*	*.984*		
H5	UNF 3/4-16	16.00	77.50	.590 x .442	C	2B	EX33PA3/4H5	15.0	19.05	125.0	25.0	4	DIN/ANSI
			3.051					*.590*	*.750*	*4.921*	*.984*		
H4	UNF 7/8-14	14.00	90.90	.697 x .523	C	3B	EX33PA7/8	17.7	22.23	140.0	25.0	4	DIN/ANSI
			3.579					*.697*	*.875*	*5.512*	*.984*		
H4	UNF 1"-12	12.00	95.40	.800 x .600	C	3B	EX33PA1-12	20.3	25.40	160.0	30.0	4	DIN/ANSI
			3.756					*.800*	*1.000*	*6.299*	*1.181*		

C177 C157 E9 C154

SANDVIK Coromant

Macho de corte CoroTap™ 300 con canal helicoidal

Forma de rosca: UNF

DIN/ANSI

ULDR	3.0
FHA	48°
SUBSTRATE	HSS-E-PM
COATING	PVD TIALN

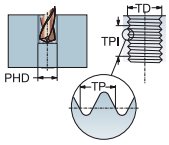

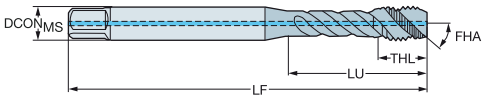

P
≤350HB

									Dimensiones, mm, pulg.					
TDZ	TPI	LU	CZC_{MS}	THCHT	TCTR	CNSC	CXSC	Código de pedido	$DCON_{MS}$	TD	LF	THL	NOF	BSG
UNF #10-32	32.00	27.54	.194 x .152	C	2BX	1	1	EX39PA10-32	4.9	4.83	70.0	8.0	3	DIN/ANSI
		1.084							*.194*	*.190*	*2.756*	*.315*		
UNF 1/4-28	28.00	24.69	.255 x .191	C	2BX	1	1	EX39PA1/4	6.5	6.35	80.0	10.2	3	DIN/ANSI
		.972							*.255*	*.250*	*3.150*	*.402*		
UNF 5/16-24	24.00	33.17	.318 x .238	C	2BX	1	1	EX39PA5/16	8.1	7.94	90.0	12.0	3	DIN/ANSI
		1.306							*.318*	*.313*	*3.543*	*.472*		
UNF 3/8-24	24.00	38.07	.381 x .286	C	2BX	1	1	EX39PA3/8	9.7	9.53	100.0	15.8	3	DIN/ANSI
		1.499							*.381*	*.375*	*3.937*	*.622*		
UNF 1/2-20	20.00	81.80	.367 x .275	C	2BX	1	1	EX39PA1/2	9.3	12.70	110.0	18.0	3	DIN/ANSI
		3.220							*.367*	*.500*	*4.331*	*.709*		
UNF 5/8-18	18.00	65.80	.480 x .360	C	2BX	1	1	EX39PA5/8	12.2	15.88	110.0	20.0	4	DIN/ANSI
		2.591							*.480*	*.625*	*4.331*	*.787*		

CXSC 1 = salida de refrigerante axial concéntrica

C177 C157 E9 E28 C154

Macho de corte CoroTap™ 300 con canal helicoidal

Forma de rosca: UNF

DIN/ANSI

ULDR	2.5
FHA	48°
SUBSTRATE	HSS-PM
COATING	PVD TIALN+WCC

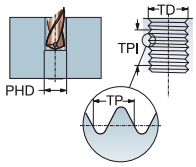

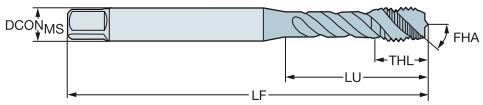

M

							Dimensiones, mm, pulg.					
TDZ	TPI	LU	CZC_{MS}	THCHT	TCTR	**Código de pedido**	$DCON_{MS}$	TD	LF	THL	NOF	BSG
UNF #10-32	32.00	21.42	.194 x .152	C	2B	E88310-32	4.9	4.83	70.0	8.4	3	DIN/ANSI
		.843					*.194*	*.190*	*2.756*	*.331*		
UNF 1/4-28	28.00	25.59	.255 x .191	C	2B	E8831/4	6.5	6.35	80.0	10.2	3	DIN/ANSI
		1.007					*.255*	*.250*	*3.150*	*.402*		
UNF 5/16-24	24.00	30.20	.318 x .238	C	2B	E8835/16	8.1	7.94	90.0	12.2	3	DIN/ANSI
		1.189					*.318*	*.313*	*3.543*	*.480*		
UNF 3/8-24	24.00	32.80	.381 x .286	C	2B	E8833/8	9.7	9.53	100.0	15.8	3	DIN/ANSI
		1.292					*.381*	*.375*	*3.937*	*.622*		
UNF 7/16-20	20.00	72.60	.323 x .242	C	2B	E8837/16	8.2	11.11	100.0	15.0	3	DIN/ANSI
		2.858					*.323*	*.438*	*3.937*	*.591*		
UNF 1/2-20	20.00	81.80	.367 x .275	C	2B	E8831/2	9.3	12.70	110.0	18.0	3	DIN/ANSI
		3.220					*.367*	*.500*	*4.331*	*.709*		
UNF 5/8-18	18.00	65.80	.480 x .360	C	2B	E8835/8	12.2	15.88	110.0	20.0	4	DIN/ANSI
		2.591					*.480*	*.625*	*4.331*	*.787*		
UNF 3/4-16	16.00	77.50	.590 x .442	C	2B	E8833/4	15.0	19.05	125.0	25.0	4	DIN/ANSI
		3.051					*.590*	*.750*	*4.921*	*.984*		
UNF 7/8-14	14.00	90.90	.697 x .523	C	2B	E8837/8	17.7	22.23	140.0	25.0	4	DIN/ANSI
		3.579					*.697*	*.875*	*5.512*	*.984*		

C177 C157 E9 C154

SPA

Macho de corte CoroTap™ 300 con canal helicoidal

Forma de rosca: G

DIN 5156

ULDR	2.0
FHA	40°
SUBSTRATE	HSS-E
COATING	PVD FEN

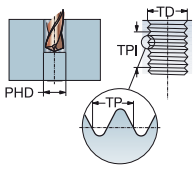

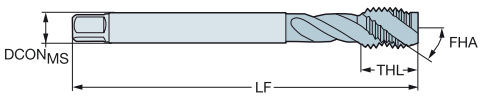

M

TDZ	TPI	LU	CZC$_{MS}$	THCHT	TCTR	Código de pedido	Dimensiones, mm, pulg. DCON$_{MS}$	TD	LF	THL	NOF	BSG
G 1/8-28	28.00	67.00	7.00 x 5.50	C	NORMAL	E3621/8	7.0	9.73	90.0	12.0	3	DIN 5156
		2.638					*.276*	*.383*	*3.543*	*.472*		
G 1/4-19	19.00	71.00	11.00 x 9.00	C	NORMAL	E3621/4	11.0	13.16	100.0	15.0	4	DIN 5156
		2.795					*.433*	*.518*	*3.937*	*.591*		
G 3/8-19	19.00	58.00	12.00 x 9.00	C	NORMAL	E3623/8	12.0	16.66	100.0	15.0	4	DIN 5156
		2.283					*.472*	*.656*	*3.937*	*.591*		
G 1/2-14	14.00	80.00	16.00 x 12.00	C	NORMAL	E3621/2	16.0	20.96	125.0	24.0	4	DIN 5156
		3.150					*.630*	*.825*	*4.921*	*.945*		
G 3/4-14	14.00	77.00	20.00 x 16.00	C	NORMAL	E3623/4	20.0	26.44	140.0	20.0	4	DIN 5156
		3.032					*.787*	*1.041*	*5.512*	*.787*		
G 1"-11	11.00	93.00	25.00 x 20.00	C	NORMAL	E3621	25.0	33.25	160.0	24.0	4	DIN 5156
		3.661					*.984*	*1.309*	*6.299*	*.945*		

C177 C157 E9 C154

Macho de corte CoroTap™ 300 con canal helicoidal

Forma de rosca: NPT

DIN/ANSI

ULDR 1.5
FHA 30°
SUBSTRATE HSS-E
COATING PVD FEN

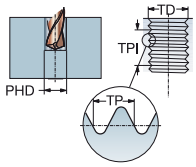

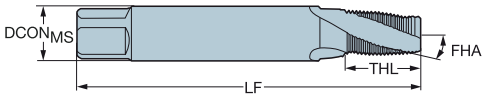

M

							Dimensiones, mm, pulg.					
TDZ	TPI	LU	CZC_{MS}	THCHT	TCTR	**Código de pedido**	$DCON_{MS}$	TD	LF	THL	NOF	BSG
NPT 1/16-27	27.00	56.00	.313 x .234	C	NORMAL	E7361/16	8.0	7.72	80.0	14.0	3	DIN/ANSI
		2.205					*.313*	*.304*	*3.150*	*.551*		
NPT 1/8-27	27.00	64.00	.437 x .328	C	NORMAL	E7361/8	11.1	10.07	90.0	14.0	4	DIN/ANSI
		2.520					*.437*	*.396*	*3.543*	*.551*		
NPT 1/4-18	18.00	59.00	.562 x .421	C	NORMAL	E7361/4	14.3	13.37	100.0	20.0	4	DIN/ANSI
		2.323					*.562*	*.526*	*3.937*	*.787*		
NPT 3/8-18	18.00	67.00	.700 x .531	C	NORMAL	E7363/8	17.8	16.81	110.0	20.0	5	DIN/ANSI
		2.638					*.700*	*.662*	*4.331*	*.787*		
NPT 1/2-14	14.00	79.00	.687 x .515	C	NORMAL	E7361/2	17.4	20.95	125.0	26.0	5	DIN/ANSI
		3.110					*.687*	*.825*	*4.921*	*1.024*		
NPT 3/4-14	14.00	78.00	.906 x .679	C	NORMAL	E7363/4	23.0	26.29	140.0	26.0	5	DIN/ANSI
		3.071					*.906*	*1.035*	*5.512*	*1.024*		
NPT 1-11.5	11.50	58.00	1.125 x .843	C	NORMAL	E7361	28.6	32.91	150.0	31.0	5	DIN/ANSI
		2.283					*1.125*	*1.296*	*5.906*	*1.220*		

Forma de rosca: NPTF

ULDR 1.5
FHA 30°
SUBSTRATE HSS-E
COATING PVD FEN

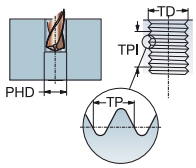

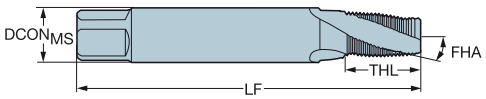

M

							Dimensiones, mm, pulg.					
TDZ	TPI	LU	CZC_{MS}	THCHT	TCTR	**Código de pedido**	$DCON_{MS}$	TD	LF	THL	NOF	BSG
NPTF 1/16-27	27.00	56.00	.313 x .234	C	NORMAL	E7381/16	8.0	7.64	80.0	14.0	3	DIN/ANSI
		2.205					*.313*	*.301*	*3.150*	*.551*		
NPTF 1/8-27	27.00	64.00	.437 x .328	C	NORMAL	E7381/8	11.1	9.98	90.0	20.0	4	DIN/ANSI
		2.520					*.437*	*.393*	*3.543*	*.787*		
NPTF 1/4-18	18.00	59.00	.562 x .421	C	NORMAL	E7381/4	14.3	13.31	100.0	20.0	4	DIN/ANSI
		2.323					*.562*	*.524*	*3.937*	*.787*		
NPTF 3/8-18	18.00	67.00	.700 x .531	C	NORMAL	E7383/8	17.8	16.75	110.0	26.0	5	DIN/ANSI
		2.638					*.700*	*.660*	*4.331*	*1.024*		
NPTF 1/2-14	14.00	79.00	.437 x .328	C	NORMAL	E7381/2	11.1	20.92	125.0	14.0	5	DIN/ANSI
		3.110					*.437*	*.824*	*4.921*	*.551*		
NPTF 3/4-14	14.00	78.00	.687 x .515	C	NORMAL	E7383/4	17.4	26.27	140.0	26.0	5	DIN/ANSI
		3.071					*.687*	*1.034*	*5.512*	*1.024*		

C177 C157 E9 C154

SPA

Macho de corte CoroTap™ 300 con canal helicoidal

Forma de rosca: UNJC

DIN 2184-1

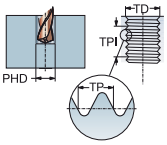

ULDR 1.5
FHA 10°
SUBSTRATE HSS-E-PM

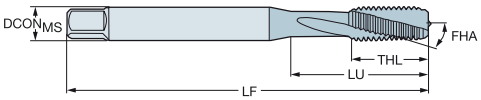

Para aleaciones con base de níquel

TDZ	TPI	LU	CZC_{MS}	THCHT	TCTR	Código de pedido	S / D150	$DCON_{MS}$	TD	LF	THL	NOF	PHD	BSG
								Dimensiones, mm, pulg.						
UNJC #10-24	24.00	13.50	6.00 x 4.90	C	3B	T300-SD100DH-10-24	★	6.0	4.83	70.0	13.5	3	3.9	DIN 2184-1
		.531						*.236*	*.190*	*2.756*	*.531*		*.154*	
UNJC 1/4-20	20.00	17.50	7.00 x 5.50	C	3B	T300-SD100DH-1/4	★	7.0	6.35	80.0	17.5	3	5.1	DIN 2184-1
		.689						*.276*	*.250*	*3.150*	*.689*		*.201*	
UNJC 3/8-16	16.00	25.00	10.00 x 8.00	C	3B	T300-SD100DH-3/8	★	10.0	9.53	100.0	25.0	3	8.0	DIN 2184-1
		.984						*.394*	*.375*	*3.937*	*.984*		*.315*	
UNJC 5/16-18	18.00	21.00	8.00 x 6.20	C	3B	T300-SD100DH-5/16	★	8.0	7.94	90.0	21.0	3	6.6	DIN 2184-1
		.827						*.315*	*.313*	*3.543*	*.827*		*.260*	
UNJC #4-40	40.00	8.00	3.50 x 2.70	C	3B	T300-SD100DH-4-40	★	3.5	2.84	56.0	8.0	3	2.4	DIN 2184-1
		.315						*.138*	*.112*	*2.205*	*.315*		*.093*	
UNJC #6-32	32.00	10.00	4.00 x 3.00	C	3B	T300-SD100DH-6-32	★	4.0	3.51	56.0	10.0	3	2.9	DIN 2184-1
		.394						*.157*	*.138*	*2.205*	*.394*		*.112*	
UNJC #8-32	32.00	11.00	4.50 x 3.40	C	3B	T300-SD100DH-8-32	★	4.5	4.17	63.0	11.0	3	3.5	DIN 2184-1
		.433						*.177*	*.164*	*2.480*	*.433*		*.138*	

C177 C157 E9 E27 C154

Macho de corte CoroTap™ 300 con canal helicoidal

Forma de rosca: UNJF

DIN 2184-1

ULDR 1.5
FHA 10°
SUBSTRATE HSS-E-PM

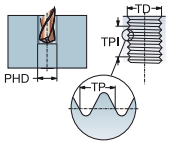

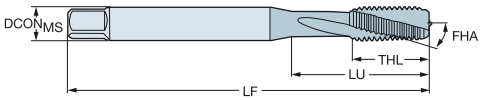

Para aleaciones con base de níquel

TDZ	TPI	LU	CZC_{MS}	THCHT	TCTR	Código de pedido	S D150	$DCON_{MS}$	TD	LF	THL	NOF	PHD	BSG
								Dimensiones, mm, pulg.						
UNJF #6-40	40.00	9.50	4.00 x 3.00	C	3B	T300-SD100DI-6-40	★	4.0	3.51	56.0	9.5	3	3.0	DIN 2184-1
		.374						*.157*	*.138*	*2.205*	*.374*		*.116*	
UNJF #8-36	36.00	11.00	4.50 x 3.40	C	3B	T300-SD100DI-8-36	★	4.5	4.17	63.0	11.0	3	3.5	DIN 2184-1
		.433						*.177*	*.164*	*2.480*	*.433*		*.138*	
UNJF #10-32	32.00	12.50	6.00 x 4.90	C	3B	T300-SD100DI-10-32	★	6.0	4.83	70.0	12.5	3	4.1	DIN 2184-1
		.492						*.236*	*.190*	*2.756*	*.492*		*.161*	
UNJF 1/4-28	28.00	16.00	7.00 x 5.50	C	3B	T300-SD100DI-1/4	★	7.0	6.35	80.0	16.0	3	5.5	DIN 2184-1
		.630						*.276*	*.250*	*3.150*	*.630*		*.217*	
UNJF 5/16-24	24.00	20.00	8.00 x 6.20	C	3B	T300-SD100DI-5/16	★	8.0	7.94	90.0	20.0	3	6.9	DIN 2184-1
		.787						*.315*	*.313*	*3.543*	*.787*		*.272*	
UNJF 3/8-24	24.00	23.00	10.00 x 8.00	C	3B	T300-SD100DI-3/8	★	10.0	9.53	100.0	23.0	3	8.5	DIN 2184-1
		.906						*.394*	*.375*	*3.937*	*.906*		*.335*	

ULDR 2.0
FHA 15°
SUBSTRATE HSS-E-PM
COATING PVD ALCRN

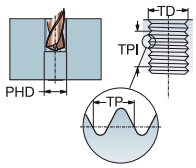

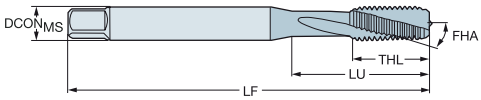

Para aleaciones de titanio

TDZ	TPI	LU	CZC_{MS}	THCHT	TCTR	Código de pedido	S D115	$DCON_{MS}$	TD	LF	THL	NOF	PHD	BSG
								Dimensiones, mm, pulg.						
UNJF #10-32	32.00	16.00	6.00 x 4.90	C	3B	T300-SM100DI-10-32	★	6.0	4.83	70.0	16.0	3	4.1	DIN 2184-1
		.630						*.236*	*.190*	*2.756*	*.630*		*.161*	
UNJF 1/4-28	28.00	25.00	7.00 x 5.50	C	3B	T300-SM100DI-1/4	★	7.0	6.35	80.0	15.0	3	5.5	DIN 2184-1
		.984						*.276*	*.250*	*3.150*	*.591*		*.217*	
UNJF 5/16-24	24.00	29.50	8.00 x 6.20	C	3B	T300-SM100DI-5/16	★	8.0	7.94	90.0	18.0	3	6.9	DIN 2184-1
		1.161						*.315*	*.313*	*3.543*	*.709*		*.272*	
UNJF 3/8-24	24.00	33.50	10.00 x 8.00	C	3B	T300-SM100DI-3/8	★	10.0	9.53	100.0	20.0	3	8.5	DIN 2184-1
		1.319						*.394*	*.375*	*3.937*	*.787*		*.335*	

C177 C157 E9 E27 C154

SANDVIK Coromant

SPA

Macho de corte CoroTap™ 300 con canal helicoidal

Forma de rosca: EGUNF

DIN 2184-1

ULDR	2.0
FHA	15°
SUBSTRATE	HSS-E-PM
COATING	PVD ALCRN

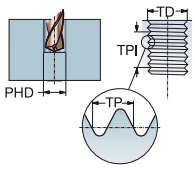

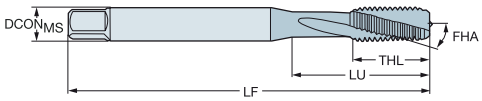

Machos para plaquitas

Para aleaciones de titanio

TDZ	TPI	LU	CZC$_{MS}$	THCHT	TCTR	Código de pedido	S / D115	DCON$_{MS}$	TD	LF	THL	NOF	PHD	BSG
EGUNF #10-32	32.00	16.00	6.00 x 4.90	C	3B	T300-SM100DS-10-32	★	6.0	5.94	70.0	16.0	3	5.1	DIN 2184-1
		.630						*.236*	*.234*	*2.756*	*.630*		*.201*	
EGUNF 1/4-28	28.00	25.00	8.00 x 6.20	C	3B	T300-SM100DS-1/4	★	8.0	7.60	80.0	15.0	3	6.6	DIN 2184-1
		.984						*.315*	*.299*	*3.150*	*.591*		*.260*	

Dimensiones, mm, pulg.

C177 C157 E9 E27 C154

Macho de corte CoroTap™ 300 con canal helicoidal

Forma de rosca: EGUNJF

DIN 2184-1

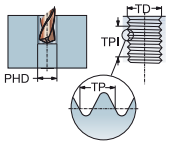

ULDR 1.5
FHA 10°
SUBSTRATE HSS-E-PM

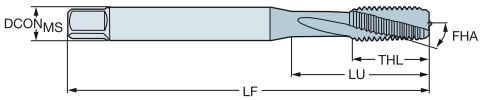

Machos para plaquitas

Para aleaciones con base de níquel

TDZ	TPI	LU	CZC_{MS}	THCHT	TCTR	Código de pedido	S / D150	$DCON_{MS}$	TD	LF	THL	NOF	PHD	BSG
								Dimensiones, mm, pulg.						
EGUNJF #10-32	32.00	12.50	6.00 x 4.90	C	3B	T300-SD100DZ-10-32	★	6.0	5.94	70.0	15.0	3	5.1	DIN 2184-1
		.492						*.236*	*.234*	*2.756*	*.591*		*.201*	
EGUNJF 1/4-28	28.00	16.00	8.00 x 6.20	C	3B	T300-SD100DZ-1/4	★	8.0	7.60	80.0	18.0	3	6.6	DIN 2184-1
		.630						*.315*	*.299*	*3.150*	*.709*		*.260*	
EGUNJF 3/8-24	24.00	23.00	11.00 x 9.00	C	3B	T300-SD100DZ-3/8	★	11.0	10.99	100.0	20.0	3	9.8	DIN 2184-1
		.906						*.433*	*.433*	*3.937*	*.787*		*.386*	
EGUNJF 5/16-24	24.00	20.00	10.00 x 8.00	C	3B	T300-SD100DZ-5/16	★	10.0	9.40	90.0	20.0	3	8.2	DIN 2184-1
		.787						*.394*	*.370*	*3.543*	*.787*		*.323*	

C177 C157 E9 E27 C154

CoroTap™ 400

O C

Aplicaciones

- Adecuados para agujeros pasantes y ciegos
- Disponibles en varias formas y estándares de rosca
- Profundidades de hasta 3.5 × diámetro

Ventajas y características

- Chaflán C (2-3 hilos) y chaflán E (1.5-2 hilos). El chaflán E se utiliza sobre todo en agujeros ciegos con poca separación.
- Machos de acero rápido con cobalto que mejoran la resistencia al desgaste.
- Machos de acero rápido pulvimetalúrgico que mejoran la tenacidad, la resistencia al desgaste y la vida útil de la herramienta.

- Machos que laminan la rosca en lugar de cortar
- Una solución libre de virutas
- No todos los materiales son adecuados debido a una cierta ductilidad. El límite de resistencia a la tracción es de 1200 N/mm2
- Tanto para agujeros pasantes como ciegos
- Disponible con y sin ranura de lubricación

www.sandvik.coromant.com/corotap400

CoroChuck™ 970, consulte nuestros catálogo de herramientas rotativas.

Macho de laminación CoroTap™ 400

Forma de rosca: métrica

DIN 2174

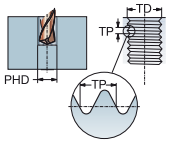

ULDR 3.0
SUBSTRATE HSS-E-PM
COATING PVD TIN

TDZ	TP	LU	CZC$_{MS}$	THCHT	TCTR	Código de pedido	P F125	DCON$_{MS}$	TD	LF	THL	NOF	PHD	BSG
								Dimensiones, mm, pulg.						
M 9	1.25	35.00	9.00 x 7.00	C	6HX	T400-PM100DA-M9	★	9.0	9.00	90.0	13.0	6	8.3	DIN 2174
		1.378						*.354*	*.354*	*3.543*	*.512*		*.325*	
M 3	0.50	18.00	3.50 x 2.70	C	6HX	T400-PM100DA-M3	★	3.5	3.00	56.0	6.0	4	2.8	DIN 2174
		.709						*.138*	*.118*	*2.205*	*.236*		*.108*	
M 4	0.70	21.00	4.50 x 3.40	C	6HX	T400-PM100DA-M4	★	4.5	4.00	63.0	7.0	5	3.7	DIN 2174
		.827						*.177*	*.157*	*2.480*	*.276*		*.144*	
M 5	0.80	25.00	6.00 x 4.90	C	6HX	T400-PM100DA-M5	★	6.0	5.00	70.0	8.0	5	4.6	DIN 2174
		.984						*.236*	*.197*	*2.756*	*.315*		*.181*	
M 6	1.00	30.00	6.00 x 4.90	C	6HX	T400-PM100DA-M6	★	6.0	6.00	80.0	10.0	5	5.5	DIN 2174
		1.181						*.236*	*.236*	*3.150*	*.394*		*.217*	
M 7	1.00	30.00	7.00 x 5.50	C	6HX	T400-PM100DA-M7	★	7.0	7.00	80.0	7.0	6	6.5	DIN 2174
		1.181						*.276*	*.276*	*3.150*	*.276*		*.256*	
M 8	1.25	35.00	8.00 x 6.20	C	6HX	T400-PM100DA-M8	★	8.0	8.00	90.0	12.0	6	7.4	DIN 2174
		1.378						*.315*	*.315*	*3.543*	*.472*		*.291*	
M 10	1.50	39.00	10.00 x 8.00	C	6HX	T400-PM100DA-M10	★	10.0	10.00	100.0	15.0	7	9.3	DIN 2174
		1.535						*.394*	*.394*	*3.937*	*.591*		*.364*	
M 12	1.75	42.00	9.00 x 7.00	C	6HX	T400-PM100DA-M12	★	9.0	12.00	110.0	16.0	8	11.2	DIN 2174
		1.654						*.354*	*.472*	*4.331*	*.630*		*.441*	
M 14	2.00	49.00	11.00 x 9.00	C	6HX	T400-PM100DA-M14	★	11.0	14.00	110.0	20.0	8	13.0	DIN 2174
		1.929						*.433*	*.551*	*4.331*	*.787*		*.512*	
M 16	2.00	55.00	12.00 x 9.00	C	6HX	T400-PM100DA-M16	★	12.0	16.00	110.0	20.0	8	15.0	DIN 2174
		2.165						*.472*	*.630*	*4.331*	*.787*		*.591*	
M 3	0.50	18.00	3.50 x 2.70	C	6GX	T400-PM101DA-M3	★	3.5	3.00	56.0	6.0	4	2.8	DIN 2174
		.709						*.138*	*.118*	*2.205*	*.236*		*.108*	
M 4	0.70	21.00	4.50 x 3.40	C	6GX	T400-PM101DA-M4	★	4.5	4.00	63.0	7.0	5	3.7	DIN 2174
		.827						*.177*	*.157*	*2.480*	*.276*		*.144*	
M 5	0.80	25.00	6.00 x 4.90	C	6GX	T400-PM101DA-M5	★	6.0	5.00	70.0	8.0	5	4.6	DIN 2174
		.984						*.236*	*.197*	*2.756*	*.315*		*.181*	
M 6	1.00	30.00	6.00 x 4.90	C	6GX	T400-PM101DA-M6	★	6.0	6.00	80.0	10.0	5	5.5	DIN 2174
		1.181						*.236*	*.236*	*3.150*	*.394*		*.217*	
M 8	1.25	35.00	8.00 x 6.20	C	6GX	T400-PM101DA-M8	★	8.0	8.00	90.0	12.0	6	7.4	DIN 2174
		1.378						*.315*	*.315*	*3.543*	*.472*		*.291*	
M 10	1.50	39.00	10.00 x 8.00	C	6GX	T400-PM101DA-M10	★	10.0	10.00	100.0	15.0	7	9.3	DIN 2174
		1.535						*.394*	*.394*	*3.937*	*.591*		*.364*	
M 12	1.75	42.00	9.00 x 7.00	C	6GX	T400-PM101DA-M12	★	9.0	12.00	110.0	16.0	8	11.2	DIN 2174
		1.654						*.354*	*.472*	*4.331*	*.630*		*.441*	
M 14	2.00	49.00	11.00 x 9.00	C	6GX	T400-PM101DA-M14	★	11.0	14.00	110.0	20.0	8	13.0	DIN 2174
		1.929						*.433*	*.551*	*4.331*	*.787*		*.512*	
M 16	2.00	55.00	12.00 x 9.00	C	6GX	T400-PM101DA-M16	★	12.0	16.00	110.0	20.0	8	15.0	DIN 2174
		2.165						*.472*	*.630*	*4.331*	*.787*		*.591*	
M 3	0.50	18.00	3.50 x 2.70	E	6HX	T400-PM102DA-M3	★	3.5	3.00	56.0	6.0	4	2.8	DIN 2174
		.709						*.138*	*.118*	*2.205*	*.236*		*.108*	
M 4	0.70	21.00	4.50 x 3.40	E	6HX	T400-PM102DA-M4	★	4.5	4.00	63.0	7.0	5	3.7	DIN 2174
		.827						*.177*	*.157*	*2.480*	*.276*		*.144*	
M 5	0.80	25.00	6.00 x 4.90	E	6HX	T400-PM102DA-M5	★	6.0	5.00	70.0	8.0	5	4.6	DIN 2174
		.984						*.236*	*.197*	*2.756*	*.315*		*.181*	
M 6	1.00	30.00	6.00 x 4.90	E	6HX	T400-PM102DA-M6	★	6.0	6.00	80.0	10.0	5	5.5	DIN 2174
		1.181						*.236*	*.236*	*3.150*	*.394*		*.217*	
M 8	1.25	35.00	8.00 x 6.20	E	6HX	T400-PM102DA-M8	★	8.0	8.00	90.0	12.0	6	7.4	DIN 2174
		1.378						*.315*	*.315*	*3.543*	*.472*		*.291*	
M 10	1.50	39.00	10.00 x 8.00	E	6HX	T400-PM102DA-M10	★	10.0	10.00	100.0	15.0	7	9.3	DIN 2174
		1.535						*.394*	*.394*	*3.937*	*.591*		*.364*	
M 12	1.75	42.00	9.00 x 7.00	E	6HX	T400-PM102DA-M12	★	9.0	12.00	110.0	16.0	8	11.2	DIN 2174
		1.654						*.354*	*.472*	*4.331*	*.630*		*.441*	
M 14	2.00	49.00	11.00 x 9.00	E	6HX	T400-PM102DA-M14	★	11.0	14.00	110.0	20.0	8	13.0	DIN 2174
		1.929						*.433*	*.551*	*4.331*	*.787*		*.512*	
M 16	2.00	55.00	12.00 x 9.00	E	6HX	T400-PM102DA-M16	★	12.0	16.00	110.0	20.0	8	15.0	DIN 2174
		2.165						*.472*	*.630*	*4.331*	*.787*		*.591*	

C182 C157 E9 E27 C154

SANDVIK Coromant

SPA

Macho de laminación CoroTap™ 400

Forma de rosca: métrica

DIN 2174

ULDR 3.0
SUBSTRATE HSS-E-PM
COATING PVD TIN

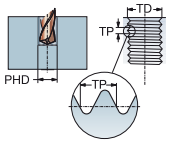

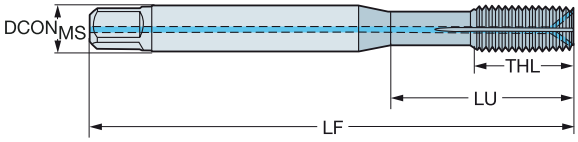

TDZ	TP	LU	CZC$_{MS}$	THCHT	TCTR	CNSC	CXSC	Código de pedido	P F125	DCON$_{MS}$	TD	LF	THL	NOF	BSG
										Dimensiones, mm, pulg.					
M 9	1.25	35.00	9.00 x 7.00	C	6HX	1	2	T400-PM103DA-M9	★	9.0	9.00	90.0	13.0	6	DIN 2174
		1.378								*.354*	*.354*	*3.543*	*.512*		
M 5	0.80	25.00	6.00 x 4.90	C	6HX	1	2	T400-PM103DA-M5	★	6.0	5.00	70.0	8.0	5	DIN 2174
		.984								*.236*	*.197*	*2.756*	*.315*		
M 6	1.00	30.00	6.00 x 4.90	C	6HX	1	2	T400-PM103DA-M6	★	6.0	6.00	80.0	10.0	5	DIN 2174
		1.181								*.236*	*.236*	*3.150*	*.394*		
M 7	1.00	30.00	7.00 x 5.50	C	6HX	1	2	T400-PM103DA-M7	★	7.0	7.00	80.0	7.0	6	DIN 2174
		1.181								*.276*	*.276*	*3.150*	*.276*		
M 8	1.25	35.00	8.00 x 6.20	C	6HX	1	2	T400-PM103DA-M8	★	8.0	8.00	90.0	12.0	6	DIN 2174
		1.378								*.315*	*.315*	*3.543*	*.472*		
M 10	1.50	39.00	10.00 x 8.00	C	6HX	1	2	T400-PM103DA-M10	★	10.0	10.00	100.0	15.0	7	DIN 2174
		1.535								*.394*	*.394*	*3.937*	*.591*		
M 12	1.75	42.00	9.00 x 7.00	C	6HX	1	2	T400-PM103DA-M12	★	9.0	12.00	110.0	16.0	8	DIN 2174
		1.654								*.354*	*.472*	*4.331*	*.630*		
M 14	2.00	49.00	11.00 x 9.00	C	6HX	1	2	T400-PM103DA-M14	★	11.0	14.00	110.0	20.0	8	DIN 2174
		1.929								*.433*	*.551*	*4.331*	*.787*		
M 16	2.00	55.00	12.00 x 9.00	C	6HX	1	2	T400-PM103DA-M16	★	12.0	16.00	110.0	20.0	8	DIN 2174
		2.165								*.472*	*.630*	*4.331*	*.787*		
M 5	0.80	25.00	6.00 x 4.90	C	6HX	1	1	T400-PM104DA-M5	★	6.0	5.00	70.0	8.0	5	DIN 2174
		.984								*.236*	*.197*	*2.756*	*.315*		
M 6	1.00	30.00	6.00 x 4.90	C	6HX	1	1	T400-PM104DA-M6	★	6.0	6.00	80.0	10.0	5	DIN 2174
		1.181								*.236*	*.236*	*3.150*	*.394*		
M 8	1.25	35.00	8.00 x 6.20	C	6HX	1	1	T400-PM104DA-M8	★	8.0	8.00	90.0	12.0	6	DIN 2174
		1.378								*.315*	*.315*	*3.543*	*.472*		
M 10	1.50	39.00	10.00 x 8.00	C	6HX	1	1	T400-PM104DA-M10	★	10.0	10.00	100.0	15.0	7	DIN 2174
		1.535								*.394*	*.394*	*3.937*	*.591*		
M 12	1.75	42.00	9.00 x 7.00	C	6HX	1	1	T400-PM104DA-M12	★	9.0	12.00	110.0	16.0	8	DIN 2174
		1.654								*.354*	*.472*	*4.331*	*.630*		
M 14	2.00	49.00	11.00 x 9.00	C	6HX	1	1	T400-PM104DA-M14	★	11.0	14.00	110.0	20.0	8	DIN 2174
		1.929								*.433*	*.551*	*4.331*	*.787*		
M 16	2.00	55.00	12.00 x 9.00	C	6HX	1	1	T400-PM104DA-M16	★	12.0	16.00	110.0	20.0	8	DIN 2174
		2.165								*.472*	*.630*	*4.331*	*.787*		

CXSC 1 = salida de refrigerante axial concéntrica
CXSC 2 = salida de refrigerante radial

C182 C157 E9 E27 E28 C154

Macho de laminación CoroTap™ 400

Forma de rosca: métrica

DIN/ANSI

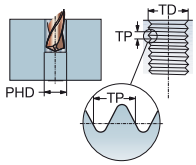

ULDR 3.0
SUBSTRATE HSS-E-PM
COATING PVD TIN

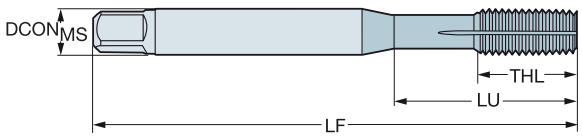

TDZ	TP	LU	CZC_{MS}	THCHT	TCTR	Código de pedido	P F125	$DCON_{MS}$	TD	LF	THL	NOF	PHD	BSG
								Dimensiones, mm, pulg.						
M 3	0.50	18.00	.141 x .110	C	6HX	T400-PM100AA-M3	★	3.6	3.00	56.0	6.0	4	2.8	DIN/ANSI
		.709						*.141*	*.118*	*2.205*	*.236*		*.108*	
M 4	0.70	21.00	.168 x .131	C	6HX	T400-PM100AA-M4	★	4.3	4.00	63.0	7.0	5	3.7	DIN/ANSI
		.827						*.168*	*.157*	*2.480*	*.276*		*.144*	
M 5	0.80	25.00	.194 x .152	C	6HX	T400-PM100AA-M5	★	4.9	5.00	70.0	8.0	5	4.6	DIN/ANSI
		.984						*.194*	*.197*	*2.756*	*.315*		*.181*	
M 6	1.00	30.00	.255 x .191	C	6HX	T400-PM100AA-M6	★	6.5	6.00	80.0	10.0	5	5.5	DIN/ANSI
		1.181						*.255*	*.236*	*3.150*	*.394*		*.217*	
M 8	1.25	35.00	.318 x .238	C	6HX	T400-PM100AA-M8	★	8.1	8.00	90.0	12.0	6	7.4	DIN/ANSI
		1.378						*.318*	*.315*	*3.543*	*.472*		*.291*	
M 10	1.50	39.00	.381 x .286	C	6HX	T400-PM100AA-M10	★	9.7	10.00	100.0	15.0	7	9.3	DIN/ANSI
		1.535						*.381*	*.394*	*3.937*	*.591*		*.364*	
M 12	1.75	42.00	.367 x .275	C	6HX	T400-PM100AA-M12	★	9.3	12.00	110.0	16.0	8	11.2	DIN/ANSI
		1.654						*.367*	*.472*	*4.331*	*.630*		*.441*	
M 14	2.00	49.00	.429 x .322	C	6HX	T400-PM100AA-M14	★	10.9	14.00	110.0	20.0	8	13.0	DIN/ANSI
		1.929						*.429*	*.551*	*4.331*	*.787*		*.512*	
M 16	2.00	55.00	.480 x .360	C	6HX	T400-PM100AA-M16	★	12.2	16.00	110.0	20.0	8	15.0	DIN/ANSI
		2.165						*.480*	*.630*	*4.331*	*.787*		*.591*	

C182 C157 E9 E27 C154

SPA

Macho de laminación CoroTap™ 400

Forma de rosca: métrica

DIN 2174

ULDR 3.0
SUBSTRATE HSS-E
COATING DLC a-C:H

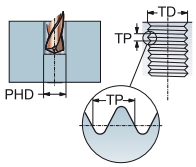

N

TDZ	TP	LU	CZC_{MS}	THCHT	TCTR	Código de pedido	N / B105	$DCON_{MS}$	TD	LF	THL	NOF	PHD	BSG
								Dimensiones, mm, pulg.						
M 3	0.50	18.00	3.50 x 2.70	C	6HX	T400-NM100DA-M3	★	3.5	3.00	56.0	9.0	4	2.8	DIN 2174
		.709						*.138*	*.118*	*2.205*	*.354*		*.110*	
M 4	0.70	21.00	4.50 x 3.40	C	6HX	T400-NM100DA-M4	★	4.5	4.00	63.0	12.0	5	3.7	DIN 2174
		.827						*.177*	*.157*	*2.480*	*.472*		*.146*	
M 5	0.80	25.00	6.00 x 4.90	C	6HX	T400-NM100DA-M5	★	6.0	5.00	70.0	13.0	5	4.6	DIN 2174
		.984						*.236*	*.197*	*2.756*	*.512*		*.181*	
M 6	1.00	30.00	6.00 x 4.90	C	6HX	T400-NM100DA-M6	★	6.0	6.00	80.0	15.0	5	5.5	DIN 2174
		1.181						*.236*	*.236*	*3.150*	*.591*		*.217*	
M 8	1.25	35.00	8.00 x 6.20	C	6HX	T400-NM100DA-M8	★	8.0	8.00	90.0	18.0	5	7.4	DIN 2174
		1.378						*.315*	*.315*	*3.543*	*.709*		*.291*	

C182 C157 E9 E27 C154

Macho de laminación CoroTap™ 400

Forma de rosca: métrica fina

DIN 2174

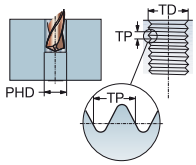

ULDR 3.0
SUBSTRATE HSS-E-PM
COATING PVD TIN

TDZ	TP	LU	CZC_{MS}	THCHT	TCTR	Código de pedido	P F125	$DCON_{MS}$	TD	LF	THL	NOF	PHD	BSG
								Dimensiones, mm, pulg.						
MF 5x0.5	0.50	25.00	6.00 x 4.90	C	6HX	T400-PM100DB-M5X050	★	6.0	5.00	70.0	8.0	5	4.8	DIN 2174
		.984						*.236*	*.197*	*2.756*	*.315*		*.187*	
MF 6x0.75	0.75	30.00	6.00 x 4.90	C	6HX	T400-PM100DB-M6X075	★	6.0	6.00	80.0	10.0	5	5.6	DIN 2174
		1.181						*.236*	*.236*	*3.150*	*.394*		*.220*	
MF 8x1	1.00	35.00	6.00 x 4.90	C	6HX	T400-PM100DB-M8X100	★	6.0	8.00	90.0	12.0	6	7.5	DIN 2174
		1.378						*.236*	*.315*	*3.543*	*.472*		*.295*	
MF 10x1	1.00	39.00	7.00 x 5.50	C	6HX	T400-PM100DB-M10X100	★	7.0	10.00	90.0	12.0	7	9.5	DIN 2174
		1.535						*.276*	*.394*	*3.543*	*.472*		*.374*	
MF 10x1.25	1.25	39.00	7.00 x 5.50	C	6HX	T400-PM100DB-M10X125	★	7.0	10.00	100.0	15.0	7	9.4	DIN 2174
		1.535						*.276*	*.394*	*3.937*	*.591*		*.370*	
MF 12x1	1.00	42.00	9.00 x 7.00	C	6HX	T400-PM100DB-M12X100	★	9.0	12.00	100.0	13.0	8	11.5	DIN 2174
		1.654						*.354*	*.472*	*3.937*	*.512*		*.453*	
MF 12x1.5	1.50	42.00	9.00 x 7.00	C	6HX	T400-PM100DB-M12X125	★	9.0	12.00	100.0	13.0	8	11.4	DIN 2174
		1.654						*.354*	*.472*	*3.937*	*.512*		*.449*	
MF 12x1.5	1.50	42.00	9.00 x 7.00	C	6HX	T400-PM100DB-M12X150	★	9.0	12.00	100.0	13.0	8	11.3	DIN 2174
		1.654						*.354*	*.472*	*3.937*	*.512*		*.443*	
MF 14x1	1.00	49.00	11.00 x 9.00	C	6HX	T400-PM100DB-M14X100	★	11.0	14.00	100.0	15.0	8	13.5	DIN 2174
		1.929						*.433*	*.551*	*3.937*	*.591*		*.531*	
MF 14x1.25	1.25	49.00	11.00 x 9.00	C	6HX	T400-PM100DB-M14X125	★	11.0	14.00	100.0	15.0	8	13.4	DIN 2174
		1.929						*.433*	*.551*	*3.937*	*.591*		*.528*	
MF 14x1.5	1.50	49.00	11.00 x 9.00	C	6HX	T400-PM100DB-M14X150	★	11.0	14.00	100.0	15.0	8	13.3	DIN 2174
		1.929						*.433*	*.551*	*3.937*	*.591*		*.522*	
MF 16x1.5	1.50	50.00	12.00 x 9.00	C	6HX	T400-PM100DB-M16X150	★	12.0	16.00	100.0	15.0	8	15.3	DIN 2174
		1.969						*.472*	*.630*	*3.937*	*.591*		*.600*	

C182 C157 E9 E27 C154

SPA

Macho de laminación CoroTap™ 400

Forma de rosca: métrica fina

DIN 2174

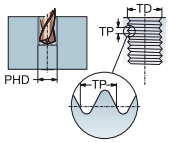

ULDR 3.0
SUBSTRATE HSS-E-PM
COATING PVD TIN

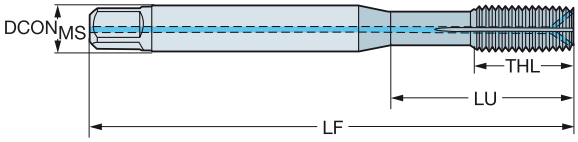

TDZ	TP	LU	CZC_{MS}	THCHT	TCTR	CNSC	CXSC	Código de pedido	F125	$DCON_{MS}$	TD	LF	THL	NOF	BSG
									P	Dimensiones, mm, pulg.					
MF 8x1	1.00	35.00	6.00 x 4.90	C	6HX	1	2	T400-PM101DB-M8X100	★	6.0	8.00	90.0	12.0	6	DIN 2174
		1.378								*.236*	*.315*	*3.543*	*.472*		
MF 10x1	1.00	39.00	7.00 x 5.50	C	6HX	1	2	T400-PM101DB-M10X100	★	7.0	10.00	90.0	12.0	7	DIN 2174
		1.535								*.276*	*.394*	*3.543*	*.472*		
MF 10x1.25	1.25	39.00	7.00 x 5.50	C	6HX	1	2	T400-PM101DB-M10X125	★	7.0	10.00	100.0	15.0	7	DIN 2174
		1.535								*.276*	*.394*	*3.937*	*.591*		
MF 12x1	1.00	42.00	9.00 x 7.00	C	6HX	1	2	T400-PM101DB-M12X100	★	9.0	12.00	100.0	13.0	8	DIN 2174
		1.654								*.354*	*.472*	*3.937*	*.512*		
MF 12x1.25	1.25	42.00	9.00 x 7.00	C	6HX	1	2	T400-PM101DB-M12X125	★	9.0	12.00	100.0	13.0	8	DIN 2174
		1.654								*.354*	*.472*	*3.937*	*.512*		
MF 12x1.5	1.50	42.00	9.00 x 7.00	C	6HX	1	2	T400-PM101DB-M12X150	★	9.0	12.00	100.0	13.0	8	DIN 2174
		1.654								*.354*	*.472*	*3.937*	*.512*		
MF 14x1.5	1.50	49.00	11.00 x 9.00	C	6HX	1	2	T400-PM101DB-M14X150	★	11.0	14.00	100.0	15.0	8	DIN 2174
		1.929								*.433*	*.551*	*3.937*	*.591*		
MF 16x1.5	1.50	50.00	12.00 x 9.00	C	6HX	1	2	T400-PM101DB-M16X150	★	12.0	16.00	100.0	15.0	8	DIN 2174
		1.969								*.472*	*.630*	*3.937*	*.591*		
MF 8x1	1.00	35.00	6.00 x 4.90	C	6HX	1	1	T400-PM102DB-M8X100	★	6.0	8.00	90.0	12.0	6	DIN 2174
		1.378								*.236*	*.315*	*3.543*	*.472*		
MF 10x1	1.00	39.00	7.00 x 5.50	C	6HX	1	1	T400-PM102DB-M10X100	★	7.0	10.00	90.0	10.0	7	DIN 2174
		1.535								*.276*	*.394*	*3.543*	*.394*		
MF 10x1.25	1.25	39.00	7.00 x 5.50	C	6HX	1	1	T400-PM102DB-M10X125	★	7.0	10.00	100.0	15.0	7	DIN 2174
		1.535								*.276*	*.394*	*3.937*	*.591*		
MF 12x1.25	1.25	42.00	9.00 x 7.00	C	6HX	1	1	T400-PM102DB-M12X125	★	9.0	12.00	100.0	12.0	8	DIN 2174
		1.654								*.354*	*.472*	*3.937*	*.472*		
MF 12x1.5	1.50	42.00	9.00 x 7.00	C	6HX	1	1	T400-PM102DB-M12X150	★	9.0	12.00	100.0	12.0	8	DIN 2174
		1.654								*.354*	*.472*	*3.937*	*.472*		
MF 14x1.5	1.50	49.00	11.00 x 9.00	C	6HX	1	1	T400-PM102DB-M14X150	★	11.0	14.00	100.0	15.0	8	DIN 2174
		1.929								*.433*	*.551*	*3.937*	*.591*		
MF 16x1.5	1.50	50.00	12.00 x 9.00	C	6HX	1	1	T400-PM102DB-M16X150	★	12.0	16.00	100.0	15.0	8	DIN 2174
		1.969								*.472*	*.630*	*3.937*	*.591*		

CXSC 1 = salida de refrigerante axial concéntrica
CXSC 2 = salida de refrigerante radial

C182 C157 E9 E27 E28 C154

Macho de laminación CoroTap™ 400

Forma de rosca: UNC

DIN/ANSI

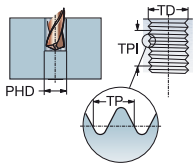

ULDR 3.0
SUBSTRATE HSS-E-PM
COATING PVD TIN

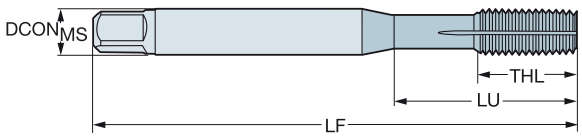

TDZ	TPI	LU	CZC_{MS}	THCHT	TCTR	Código de pedido	P F125	$DCON_{MS}$	TD	LF	THL	NOF	PHD	BSG
								Dimensiones, mm, pulg.						
UNC #4-40	40.00	18.00	.141 x .110	C	2BX	T400-PM100AE-4-40	★	3.6	2.84	56.0	6.0	3	2.6	DIN/ANSI
		.709						*.141*	*.112*	*2.205*	*.236*		*.102*	
UNC #6-32	32.00	20.00	.141 x .110	C	2BX	T400-PM100AE-6-32	★	3.6	3.50	56.0	6.5	4	3.2	DIN/ANSI
		.787						*.141*	*.138*	*2.205*	*.256*		*.126*	
UNC #8-32	32.00	25.00	.168 x .131	C	2BX	T400-PM100AE-8-32	★	4.3	4.16	63.0	6.0	5	3.9	DIN/ANSI
		.984						*.168*	*.164*	*2.480*	*.236*		*.154*	
UNC #10-24	24.00	25.00	.194 x .152	C	2BX	T400-PM100AE-10-24	★	4.9	4.80	70.0	8.0	5	4.4	DIN/ANSI
		.984						*.194*	*.189*	*2.756*	*.315*		*.173*	
UNC #12-24	24.00	30.00	.220 x .165	C	2BX	T400-PM100AE-12-24	★	5.6	5.48	80.0	10.0	5	5.1	DIN/ANSI
		1.181						*.220*	*.216*	*3.150*	*.394*		*.201*	
UNC 1/4-20	20.00	30.00	.255 x .191	C	2BX	T400-PM100AE-1/4	★	6.5	6.35	80.0	10.0	5	5.9	DIN/ANSI
		1.181						*.255*	*.250*	*3.150*	*.394*		*.232*	
UNC 5/16-18	18.00	35.00	.318 x .238	C	2BX	T400-PM100AE-5/16	★	8.1	7.94	90.0	12.0	6	7.4	DIN/ANSI
		1.378						*.318*	*.313*	*3.543*	*.472*		*.291*	
UNC 3/8-16	16.00	39.00	.381 x .286	C	2BX	T400-PM100AE-3/8	★	9.7	9.52	100.0	15.0	6	8.9	DIN/ANSI
		1.535						*.381*	*.375*	*3.937*	*.591*		*.350*	
UNC 7/16-14	14.00	39.00	.323 x .242	C	2BX	T400-PM100AE-7/16	★	8.2	11.11	100.0	15.0	7	10.4	DIN/ANSI
		1.535						*.323*	*.437*	*3.937*	*.591*		*.409*	
UNC 1/2-13	13.00	44.50	.367 x .275	C	2BX	T400-PM100AE-1/2	★	9.3	12.70	110.0	18.0	8	12.0	DIN/ANSI
		1.752						*.367*	*.500*	*4.331*	*.709*		*.472*	
UNC 5/8-11	11.00	55.00	.480 x .360	C	2BX	T400-PM100AE-5/8	★	12.2	15.88	110.0	20.0	8	15.0	DIN/ANSI
		2.165						*.480*	*.625*	*4.331*	*.787*		*.591*	
UNC #4-40	40.00	18.00	.141 x .110	E	2BX	T400-PM101AE-4-40	★	3.6	2.84	56.0	6.0	3	2.6	DIN/ANSI
		.709						*.141*	*.112*	*2.205*	*.236*		*.102*	
UNC #6-32	32.00	20.00	.141 x .110	E	2BX	T400-PM101AE-6-32	★	3.6	3.50	56.0	6.5	4	3.2	DIN/ANSI
		.787						*.141*	*.138*	*2.205*	*.256*		*.126*	
UNC #8-32	32.00	25.00	.168 x .131	E	2BX	T400-PM101AE-8-32	★	4.3	4.16	63.0	6.0	5	3.9	DIN/ANSI
		.984						*.168*	*.164*	*2.480*	*.236*		*.154*	
UNC #10-24	24.00	25.00	.194 x .152	E	2BX	T400-PM101AE-10-24	★	4.9	4.80	70.0	8.0	5	4.4	DIN/ANSI
		.984						*.194*	*.189*	*2.756*	*.315*		*.173*	
UNC #12-24	24.00	30.00	.220 x .165	E	2BX	T400-PM101AE-12-24	★	5.6	5.48	80.0	10.0	5	5.1	DIN/ANSI
		1.181						*.220*	*.216*	*3.150*	*.394*		*.201*	
UNC 1/4-20	20.00	30.00	.255 x .191	E	2BX	T400-PM101AE-1/4	★	6.5	6.35	80.0	10.0	5	5.8	DIN/ANSI
		1.181						*.255*	*.250*	*3.150*	*.394*		*.228*	
UNC 5/16-18	18.00	35.00	.318 x .238	E	2BX	T400-PM101AE-5/16	★	8.1	7.94	90.0	12.0	6	7.4	DIN/ANSI
		1.378						*.318*	*.313*	*3.543*	*.472*		*.291*	
UNC 3/8-16	16.00	39.00	.381 x .286	E	2BX	T400-PM101AE-3/8	★	9.7	9.52	100.0	15.0	6	8.9	DIN/ANSI
		1.535						*.381*	*.375*	*3.937*	*.591*		*.350*	
UNC 7/16-14	14.00	39.00	.323 x .242	E	2BX	T400-PM101AE-7/16	★	8.2	11.11	100.0	15.0	7	10.4	DIN/ANSI
		1.535						*.323*	*.437*	*3.937*	*.591*		*.409*	
UNC 1/2-13	13.00	44.50	.367 x .275	E	2BX	T400-PM101AE-1/2	★	9.3	12.70	110.0	18.0	8	12.0	DIN/ANSI
		1.752						*.367*	*.500*	*4.331*	*.709*		*.472*	
UNC 5/8-11	11.00	55.00	.480 x .360	E	2BX	T400-PM101AE-5/8	★	12.2	15.88	110.0	20.0	8	15.0	DIN/ANSI
		2.165						*.480*	*.625*	*4.331*	*.787*		*.591*	

C182 C157 E9 E27 C154

SPA

Macho de laminación CoroTap™ 400

Forma de rosca: UNC

DIN/ANSI

ULDR 3.0
SUBSTRATE HSS-E-PM
COATING PVD TIN

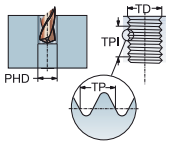

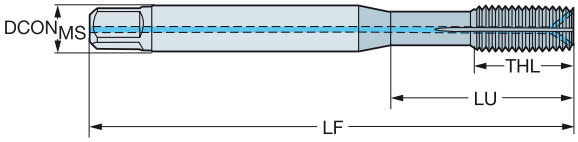

TDZ	TPI	LU	CZC_{MS}	THCHT	TCTR	CNSC	CXSC	Código de pedido	P F125	Dimensiones, mm, pulg. $DCON_{MS}$	TD	LF	THL	NOF	BSG
UNC #8-32	32.00	25.00	.168 x .131	C	2BX	1	2	T400-PM102AE-8-32	★	4.3	4.16	63.0	6.0	5	DIN/ANSI
		.984								*.168*	*.164*	*2.480*	*.236*		
UNC #10-24	24.00	25.00	.194 x .152	C	2BX	1	2	T400-PM102AE-10-24	★	4.9	4.80	70.0	8.0	5	DIN/ANSI
		.984								*.194*	*.189*	*2.756*	*.315*		
UNC #12-24	24.00	30.00	.220 x .165	C	2BX	1	2	T400-PM102AE-12-24	★	5.6	5.48	80.0	10.0	5	DIN/ANSI
		1.181								*.220*	*.216*	*3.150*	*.394*		
UNC 1/4-20	20.00	30.00	.255 x .191	C	2BX	1	2	T400-PM102AE-1/4	★	6.5	6.35	80.0	10.0	5	DIN/ANSI
		1.181								*.255*	*.250*	*3.150*	*.394*		
UNC 5/16-18	18.00	35.00	.318 x .238	C	2BX	1	2	T400-PM102AE-5/16	★	8.1	7.94	90.0	12.0	6	DIN/ANSI
		1.378								*.318*	*.313*	*3.543*	*.472*		
UNC 3/8-16	16.00	39.00	.381 x .286	C	2BX	1	2	T400-PM102AE-3/8	★	9.7	9.52	100.0	15.0	6	DIN/ANSI
		1.535								*.381*	*.375*	*3.937*	*.591*		
UNC 7/16-14	14.00	39.00	.323 x .242	C	2BX	1	2	T400-PM102AE-7/16	★	8.2	11.11	100.0	15.0	7	DIN/ANSI
		1.535								*.323*	*.437*	*3.937*	*.591*		
UNC 1/2-13	13.00	44.50	.367 x .275	C	2BX	1	2	T400-PM102AE-1/2	★	9.3	12.70	110.0	18.0	8	DIN/ANSI
		1.752								*.367*	*.500*	*4.331*	*.709*		
UNC 5/8-11	11.00	55.00	.480 x .360	C	2BX	1	2	T400-PM102AE-5/8	★	12.2	15.88	110.0	20.0	8	DIN/ANSI
		2.165								*.480*	*.625*	*4.331*	*.787*		
UNC #8-32	32.00	25.00	.168 x .131	C	2BX	1	1	T400-PM103AE-8-32	★	4.3	4.16	63.0	6.0	5	DIN/ANSI
		.984								*.168*	*.164*	*2.480*	*.236*		
UNC #10-24	24.00	25.00	.194 x .152	C	2BX	1	1	T400-PM103AE-10-24	★	4.9	4.80	70.0	8.0	5	DIN/ANSI
		.984								*.194*	*.189*	*2.756*	*.315*		
UNC #12-24	24.00	30.00	.220 x .165	C	2BX	1	1	T400-PM103AE-12-24	★	5.6	5.48	80.0	10.0	5	DIN/ANSI
		1.181								*.220*	*.216*	*3.150*	*.394*		
UNC 1/4-20	18.00	35.00	.318 x .238	C	2BX	1	1	T400-PM103AE-5/16	★	8.1	7.94	90.0	12.0	6	DIN/ANSI
		1.378								*.318*	*.313*	*3.543*	*.472*		
UNC 5/16-18	20.00	30.00	.255 x .191	C	2BX	1	1	T400-PM103AE-1/4	★	6.5	6.35	80.0	10.0	5	DIN/ANSI
		1.181								*.255*	*.250*	*3.150*	*.394*		
UNC 3/8-16	16.00	39.00	.381 x .286	C	2BX	1	1	T400-PM103AE-3/8	★	9.7	9.52	100.0	15.0	6	DIN/ANSI
		1.535								*.381*	*.375*	*3.937*	*.591*		
UNC 7/16-14	14.00	39.00	.323 x .242	C	2BX	1	1	T400-PM103AE-7/16	★	8.2	11.11	100.0	15.0	7	DIN/ANSI
		1.535								*.323*	*.437*	*3.937*	*.591*		
UNC 1/2-13	13.00	44.50	.367 x .275	C	2BX	1	1	T400-PM103AE-1/2	★	9.3	12.70	110.0	18.0	8	DIN/ANSI
		1.752								*.367*	*.500*	*4.331*	*.709*		
UNC 5/8-11	11.00	55.00	.480 x .360	C	2BX	1	1	T400-PM103AE-5/8	★	12.2	15.88	110.0	20.0	8	DIN/ANSI
		2.165								*.480*	*.625*	*4.331*	*.787*		

CXSC 1 = salida de refrigerante axial concéntrica
CXSC 2 = salida de refrigerante radial

C182 C157 E9 E27 E28 C154

Macho de laminación CoroTap™ 400

Forma de rosca: UNF

DIN/ANSI

ULDR 3.0
SUBSTRATE HSS-E-PM
COATING PVD TIN

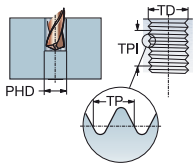

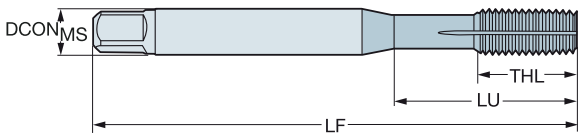

TDZ	TPI	LU	CZC_{MS}	THCHT	TCTR	Código de pedido	P F125	$DCON_{MS}$	TD	LF	THL	NOF	PHD	BSG
								Dimensiones, mm, pulg.						
UNF #10-32	32.00	25.00	.194 x .152	C	2BX	T400-PM100AF-10-32	★	4.9	4.82	70.0	8.0	5	4.5	DIN/ANSI
		.984						*.194*	*.190*	*2.756*	*.315*		*.177*	
UNF 1/4-28	28.00	30.00	.255 x .191	C	2BX	T400-PM100AF-1/4	★	6.5	6.35	80.0	10.0	5	6.0	DIN/ANSI
		1.181						*.255*	*.250*	*3.150*	*.394*		*.236*	
UNF 5/16-24	24.00	35.00	.318 x .238	C	2BX	T400-PM100AF-5/16	★	8.1	7.94	90.0	12.0	6	7.5	DIN/ANSI
		1.378						*.318*	*.313*	*3.543*	*.472*		*.295*	
UNF 3/8-24	24.00	39.00	.381 x .286	C	2BX	T400-PM100AF-3/8	★	9.7	9.50	100.0	12.0	6	9.1	DIN/ANSI
		1.535						*.381*	*.374*	*3.937*	*.472*		*.358*	
UNF 7/16-20	20.00	39.00	.323 x .242	C	2BX	T400-PM100AF-7/16	★	8.2	11.11	100.0	15.0	7	10.7	DIN/ANSI
		1.535						*.323*	*.437*	*3.937*	*.591*		*.421*	
UNF 1/2-20	20.00	44.50	.367 x .275	C	2BX	T400-PM100AF-1/2	★	9.3	12.70	100.0	13.0	8	12.2	DIN/ANSI
		1.752						*.367*	*.500*	*3.937*	*.512*		*.480*	
UNF 5/8-18	18.00	50.00	.480 x .360	C	2BX	T400-PM100AF-5/8	★	12.2	15.88	100.0	15.0	8	15.4	DIN/ANSI
		1.969						*.480*	*.625*	*3.937*	*.591*		*.606*	
UNF #10-32	32.00	25.00	.194 x .152	E	2BX	T400-PM101AF-10-32	★	4.9	4.82	70.0	8.0	5	4.5	DIN/ANSI
		.984						*.194*	*.190*	*2.756*	*.315*		*.177*	
UNF 1/4-28	28.00	30.00	.255 x .191	E	2BX	T400-PM101AF-1/4	★	6.5	6.35	80.0	10.0	5	6.0	DIN/ANSI
		1.181						*.255*	*.250*	*3.150*	*.394*		*.236*	
UNF 5/16-24	24.00	35.00	.318 x .238	E	2BX	T400-PM101AF-5/16	★	8.1	7.94	90.0	12.0	6	7.5	DIN/ANSI
		1.378						*.318*	*.313*	*3.543*	*.472*		*.295*	
UNF 3/8-24	24.00	39.00	.381 x .286	E	2BX	T400-PM101AF-3/8	★	9.7	9.50	100.0	12.0	6	9.1	DIN/ANSI
		1.535						*.381*	*.374*	*3.937*	*.472*		*.358*	
UNF 7/16-20	20.00	39.00	.323 x .242	E	2BX	T400-PM101AF-7/16	★	8.2	11.11	100.0	15.0	7	10.7	DIN/ANSI
		1.535						*.323*	*.437*	*3.937*	*.591*		*.421*	
UNF 1/2-20	20.00	44.50	.367 x .275	E	2BX	T400-PM101AF-1/2	★	9.3	12.70	100.0	13.0	8	12.2	DIN/ANSI
		1.752						*.367*	*.500*	*3.937*	*.512*		*.480*	
UNF 5/8-18	18.00	50.00	.480 x .360	E	2BX	T400-PM101AF-5/8	★	12.2	15.88	100.0	15.0	8	15.4	DIN/ANSI
		1.969						*.480*	*.625*	*3.937*	*.591*		*.606*	

C182 C157 E9 E27 C154

SANDVIK Coromant

SPA

Macho de laminación CoroTap™ 400

Forma de rosca: UNF

DIN/ANSI

ULDR 3.0
SUBSTRATE HSS-E-PM
COATING PVD TIN

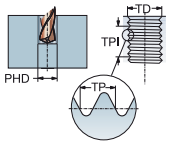

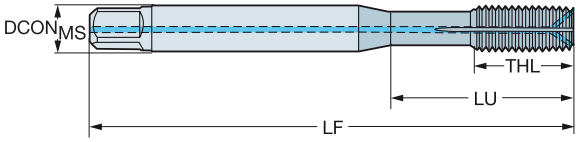

TDZ	TPI	LU	CZC_{MS}	THCHT	TCTR	CNSC	CXSC	Código de pedido	P / F125	Dimensiones, mm, pulg. $DCON_{MS}$	TD	LF	THL	NOF	BSG
UNF #10-32	32.00	25.00	.194 x .152	C	2BX	1	2	T400-PM102AF-10-32	★	4.9	4.82	70.0	8.0	5	DIN/ANSI
		.984								*.194*	*.190*	*2.756*	*.315*		
UNF 1/4-28	28.00	30.00	.255 x .191	C	2BX	1	2	T400-PM102AF-1/4	★	6.5	6.35	80.0	10.0	5	DIN/ANSI
		1.181								*.255*	*.250*	*3.150*	*.394*		
UNF 5/16-24	24.00	35.00	.318 x .238	C	2BX	1	2	T400-PM102AF-5/16	★	8.1	7.94	90.0	12.0	6	DIN/ANSI
		1.378								*.318*	*.313*	*3.543*	*.472*		
UNF 3/8-24	24.00	39.00	.381 x .286	C	2BX	1	2	T400-PM102AF-3/8	★	9.7	9.50	100.0	12.0	6	DIN/ANSI
		1.535								*.381*	*.374*	*3.937*	*.472*		
UNF 7/16-20	20.00	39.00	.323 x .242	C	2BX	1	2	T400-PM102AF-7/16	★	8.2	11.11	100.0	15.0	7	DIN/ANSI
		1.535								*.323*	*.437*	*3.937*	*.591*		
UNF 1/2-20	20.00	44.50	.367 x .275	C	2BX	1	2	T400-PM102AF-1/2	★	9.3	12.70	100.0	13.0	8	DIN/ANSI
		1.752								*.367*	*.500*	*3.937*	*.512*		
UNF 5/8-18	18.00	50.00	.480 x .360	C	2BX	1	2	T400-PM102AF-5/8	★	12.2	15.88	100.0	15.0	8	DIN/ANSI
		1.969								*.480*	*.625*	*3.937*	*.591*		
UNF #10-32	32.00	25.00	.194 x .152	C	2BX	1	1	T400-PM103AF-10-32	★	4.9	4.82	70.0	8.0	5	DIN/ANSI
		.984								*.194*	*.190*	*2.756*	*.315*		
UNF 1/4-28	28.00	30.00	.255 x .191	C	2BX	1	1	T400-PM103AF-1/4	★	6.5	6.35	80.0	10.0	5	DIN/ANSI
		1.181								*.255*	*.250*	*3.150*	*.394*		
UNF 5/16-24	24.00	35.00	.318 x .238	C	2BX	1	1	T400-PM103AF-5/16	★	8.1	7.94	90.0	12.0	6	DIN/ANSI
		1.378								*.318*	*.313*	*3.543*	*.472*		
UNF 3/8-24	24.00	39.00	.381 x .286	C	2BX	1	1	T400-PM103AF-3/8	★	9.7	9.50	100.0	12.0	6	DIN/ANSI
		1.535								*.381*	*.374*	*3.937*	*.472*		
UNF 7/16-20	20.00	39.00	.323 x .242	C	2BX	1	1	T400-PM103AF-7/16	★	8.2	11.11	100.0	15.0	7	DIN/ANSI
		1.535								*.323*	*.437*	*3.937*	*.591*		
UNF 1/2-20	20.00	44.50	.367 x .275	C	2BX	1	1	T400-PM103AF-1/2	★	9.3	12.70	100.0	13.0	8	DIN/ANSI
		1.752								*.367*	*.500*	*3.937*	*.512*		
UNF 5/8-18	18.00	50.00	.480 x .360	C	2BX	1	1	T400-PM103AF-5/8	★	12.2	15.88	100.0	15.0	8	DIN/ANSI
		1.969								*.480*	*.625*	*3.937*	*.591*		

CXSC 1 = salida de refrigerante axial concéntrica
CXSC 2 = salida de refrigerante radial

C182 C157 E9 E27 E28 C154

Machos

Material

HM	HSS	HSS-E	HSS-PM	HSS-E-PM
Metal duro	Acero Rápido	Acero Rápido al Cobalto	Acero Rápido Sinterizado	Acero Rápido al Cobalto Sinterizado

B

Calidad/Recubrimiento

C110/B110	Cool Top	Smooth Top	ST/C145/B145	TiCN
Combinación óptima entre gran dureza y resistencia al desgaste	Combinación óptima entre gran dureza y resistencia al desgaste	El bajo coeficiente de fricción minimiza la adherencia del material en el filo de corte	Templado al vapor, para la protección y la prevención del filo de aportación	Carbo-nitruro de Titanio

CrN	TiN	N	Bright/C150/B150	D115
Nitruro de Cromo	Nitruro de Titanio	Nitrado	Sin recubrimiento, para una menor adherencia en materiales blandos	Calidad resistente al desgaste con fricción baja

C

D210	D125	F125		
Excelente resistencia al desgaste en mecanizado con y sin refrigerante	Calidad resistente al desgaste con fricción media	Calidad resistente al desgaste con fricción baja Optimizada para acero		

Tipo de agujero

D

Agujero pasante **Agujero ciego** **Agujero pasante o ciego**



E

INSTRUCCIONES GENERALES PARA EL ROSCADO

El éxito de cualquier operación de roscado con macho depende de una serie de factores que afectan a la calidad del producto acabado. Para garantizar el éxito de su operación, tenga en consideración los siguientes consejos:
1. Seleccione el diseño de macho correcto para el material del componente y el tipo de agujero, p. ej. pasante o ciego, de la tabla de clasificación de materiales.
2. Asegúrese de que el componente está bien sujeto, dado que el movimiento lateral puede provocar la rotura del macho o resultar en roscas de mala calidad.
3. Seleccione el tamaño de broca correcto de la página correspondiente del catálogo. Recuerde que los tamaños de broca para los machos de laminación son diferentes. Una elección equivocada o unas malas condiciones de taladrado pueden provocar el endurecimiento del material de la pieza, lo cual reducirá el rendimiento del macho.
4. Seleccione la velocidad de corte correcta, tal y como se muestra en la página del catálogo del producto y en la búsqueda guiada de productos.
5. Utilice el líquido de corte indicado para la aplicación correcta.
6. Asegúrese de disponer de una suave entrada del macho en el agujero, dado que un avance irregular puede provocar agujeros de mala calidad.

Tipo de chaflán de rosca

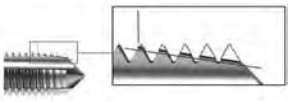

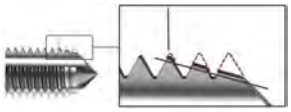

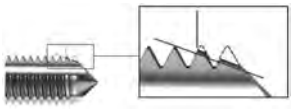

Tipo de chaflán B=3.5 – 5 × roscas

Chaflán largo:

Par elevado
Mejor calidad superficial
Virutas delgadas
Baja presión en el chaflán
Mayor vida útil de herramienta
Más indicado para machos de entrada corregida

Tipo de chaflán C=2 – 3 × roscas

Chaflán medio:

Par reducido
Buena calidad superficial
Virutas gruesas normales
Presión normal en el chaflán
Vida útil de herramienta normal
Diseño más habitual
Chaflán estándar para agujeros ciegos
Más habitual para machos de canal helicoidal

Tipo de chaflán E=1.5 – 2 × roscas

Chaflán reducido:

Par reducido
Buena calidad superficial
Virutas gruesas
Gran presión en el chaflán
Menor vida útil de herramienta
Diseño extremo
Debe utilizarse cuando no se dispone de una incidencia suficiente en el fondo del agujero

¿Qué es la altura de la rosca en %?

Ejemplo aplicable a los estándares ISO y UTS – roscas de 60°

La altura de la rosca en % es la relación entre la altura real y la altura máxima de la rosca interior

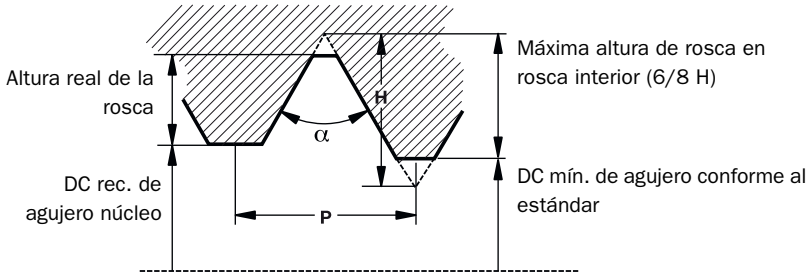

Ejemplo, M8×1.25

La altura máxima de la rosca conforme al estándar es 6/8 H.
H = 0.866 × P
(H = Altura del triángulo básico)
(P = Paso de la rosca)

La altura máxima de la rosca es:
6/8 * (0.866 × 1, 25) = 0.811 mm
La altura real de la rosca en un agujero núcleo de DC 6.9 mm:
(8 - 6,9) / 2 = 0.55 mm
La altura de la rosca en % es entonces (0.55 / 0.81) × 100 = 68 %

MACHOS CLASE 2B Y 3B: ROSCAS DE TORNILLO DE PULGADA UNIFICADA

	TPI		Límites del macho	
Tamaño	UNC	UNF	Clase 2B	Clase 3B
0		80	H2	H1
1	64		H2	H1
1		72	H2	H1
2	56		H2	H1
2		64	H2	H1
3	48		H2	H1
3		56	H2	H1
4	40		H2	H2
4		48	H2	H1
5	40		H2	H2
5		44	H2	H1
6	32		H3	H2
6		40	H2	H2
8	32		H3	H2
8		36	H2	H2
10	24		H3	H3
10		32	H3	H2
12	24		H3	H3
12		28	H3	H3
1/4	20		H5	H3
1/4		28	H4	H3
5/16	18		H5	H3
5/16		24	H4	H3
3/8	16		H5	H3

	TPI		Límites del macho	
Tamaño	UNC	UNF	Clase 2B	Clase 3B
3/8		24	H4	H3
7/16	14		H5	H3
7/16		20	H5	H3
1/2	13		H5	H3
1/2		20	H5	H3
9/16	12		H5	H3
9/16		18	H5	H3
5/8	11		H5	H3
5/8		18	H5	H3
3/4	10		H5	H5
3/4		16	H5	H3
7/8	9		H6	H4
7/8		14	H6	H4
1"	8		H6	H4
1"		12	H6	H4
1.1/8	7		H8	H4
1.1/8		12	H6	H4
1.1/4	7		H8	H4
1.1/4		12	H6	H4
1.3/8	6		H8	H4
1.3/8		12	H6	H4
1.1/2	6		H8	H4
1.1/2		12	H6	H4

SPA

Recomendaciones de tamaño de agujero

Guía de diámetros de agujero

Esta guía le proporciona recomendaciones para la selección del diámetro correcto para agujeros de rosca.

El tipo de broca y material de trabajo determinan el diámetro de agujero a elegir.

Tome en consideración que, dependiendo de la tolerancia de la broca, el diámetro del agujero puede no ser igual al tamaño de la broca. Para alcanzar un mayor nivel de precisión del agujero, utilice una broca enteriza de metal duro de alta tecnología con un estrecho nivel de tolerancia. Esto le permite elegir una broca más cercana al valor de diámetro máximo de broca mostrado en esta guía.

En casos excepcionales, tales como en las operaciones de taladrado en materiales más tenaces, se puede seleccionar un mayor diámetro de agujero para garantizar una mayor vida útil de la herramienta. La tenacidad de la rosca seguirá siendo adecuada, pero la rosca estará fuera de la tolerancia estándar.

Para obtener más información técnica, visite la página web www.sandvik.coromant.com

M

DIN 13			Métrico		Pulgadas	
TDZ		TP	PHD	PHDX	PHD	PHDX *5H/6H
M 1*	x	0.25	0.75	0.785	.0295	.0309
M 1.1*	x	0.25	0.85	0.885	.0335	.0348
M 1.2*	x	0.25	0.95	0.985	.0374	.0388
M 1.4*	x	0.30	1.10	1.142	.0433	.0450
M 1.6	x	0.35	1.25	1.321	.0492	.0520
M 1.8	x	0.35	1.45	1.521	.0571	.0599
M 2	x	0.40	1.60	1.679	.0630	.0661
M 2.2	x	0.45	1.75	1.838	.0689	.0724
M 2.3	x	0.40	1.85	1.938	.0728	.0763
M 2.5	x	0.45	2.05	2.138	.0807	.0842
M 2.6	x	0.45	2.15	2.238	.0846	.0881
M 3	x	0.50	2.50	2.599	.0984	.1023
M 3.5	x	0.60	2.90	3.010	.1142	.1185
M 4	x	0.70	3.30	3.422	.1299	.1347
M 4.5	x	0.75	3.70	3.878	.1457	.1527
M 5	x	0.80	4.20	4.334	.1654	.1706
M 6	x	1.00	5.00	5.153	.1969	.2029
M 7	x	1.00	6.00	6.153	.2362	.2422
M 8	x	1.25	6.80	6.912	.2677	.2721
M 9	x	1.25	7.80	7.912	.3071	.3115
M 10	x	1.50	8.50	8.676	.3346	.3416
M 11	x	1.50	9.50	9.676	.3740	.3809
M 12	x	1.75	10.20	10.441	.4016	.4111
M 14	x	2.00	12.00	12.210	.4724	.4807
M 16	x	2.00	14.00	14.210	.5512	.5594
M 18	x	2.50	15.50	15.744	.6102	.6198
M 20	x	2.50	17.50	17.744	.6890	.6986
M 22	x	2.50	19.50	19.744	.7677	.7773
M 24	x	3.00	21.00	21.252	.8268	.8367
M 27	x	3.00	24.00	24.252	.9449	.9548
M 30	x	3.50	26.50	26.771	1.0433	1.0540
M 33	x	3.50	29.50	29.771	1.1614	1.1721
M 36	x	4.00	32.00	32.270	1.2598	1.2705
M 39	x	4.00	35.00	35.270	1.3780	1.3886
M 42	x	4.50	37.50	37.799	1.4764	1.4881
M 45	x	4.50	40.50	40.799	1.5945	1.6063
M 48	x	5.00	43.00	43.297	1.6929	1.7046
M 52	x	5.00	47.00	47.297	1.8504	1.8621
M 56	x	5.50	50.50	50.796	1.9882	1.9998
M 64	x	6.00	58.00	58.305	2.2835	2.2955

ISO 13399

E9

Recomendaciones de tamaño de agujero

Machos de roscar

MF

DIN 13		Métrico		Pulgadas	
TDZ	TP	PHD	PHDX 6H	PHD	PHDX 6H
MF 2.5	x 0.35	2.15	2.221	.0846	.0874
MF 3.0	x 0.35	2.65	2.721	.1043	.1071
MF 3.5	x 0.35	3.15	3.221	.1240	.1268
MF 4.0	x 0.50	3.50	3.599	.1378	.1417
MF 4.5	x 0.50	4.00	4.099	.1575	.1614
MF 5.0	x 0.50	4.50	4.599	.1772	.1811
MF 5.5	x 0.50	5.00	5.099	.1969	.2007
MF 6.0	x 0.75	5.25	5.378	.2047	.2117
MF 7.0	x 0.75	6.25	6.378	.2441	.2511
MF 8.0	x 0.50	7.50	7.599	.2953	.2992
MF 8.0	x 0.75	7.25	7.378	.2835	.2905
MF 8.0	x 1.00	7.00	7.153	.2756	.2816
MF 9.0	x 0.75	8.25	8.378	.3228	.3298
MF 9.0	x 1.00	8.00	8.153	.3150	.3210
MF 10	x 0.75	9.25	9.378	.3622	.3692
MF 10	x 1.00	9.00	9.153	.3543	.3604
MF 10	x 1.25	8.80	8.912	.3465	.3509
MF 11	x 0.75	10.25	10.378	.4016	.4086
MF 11	x 1.00	10.00	10.153	.3937	.3997
MF 12	x 1.00	11.00	11.153	.4331	.4391
MF 12	x 1.25	10.75	10.912	.4252	.4296
MF 12	x 1.50	10.50	10.676	.4134	.4203
MF 14	x 1.00	13.00	13.153	.5118	.5178
MF 14	x 1.25	12.75	12.912	.5039	.5083
MF 14	x 1.50	12.50	12.676	.4921	.4991
MF 15	x 1.00	14.00	14.153	.5512	.5572
MF 15	x 1.50	13.50	13.676	.5315	.5384
MF 16	x 1.00	15.00	15.153	.5906	.5966
MF 16	x 1.25	14.80	14.912	.5827	.5871
MF 16	x 1.50	14.50	14.676	.5709	.5778
MF 17	x 1.00	16.00	16.153	.6299	.6359
MF 17	x 1.50	15.50	15.676	.6102	.6172
MF 18	x 1.00	17.00	17.153	.6693	.6753
MF 18	x 1.50	16.50	16.676	.6496	.6565
MF 20	x 1.00	19.00	19.153	.7480	.7541
MF 20	x 1.50	18.50	18.676	.7283	.7353
MF 20	x 2.00	18.00	18.210	.7087	.7169
MF 22	x 1.00	21.00	21.153	.8268	.8328
MF 22	x 1.50	20.50	20.676	.8071	.8140
MF 22	x 2.00	20.00	20.210	.7874	.7957
MF 24	x 1.00	23.00	23.153	.9055	.9115
MF 24	x 1.50	22.50	22.676	.8858	.8928
MF 24	x 2.00	22.00	22.210	.8661	.8744
MF 25	x 1.00	24.00	24.153	.9449	.9509
MF 25	x 1.50	23.50	23.676	.9252	.9321
MF 25	x 2.00	23.00	23.210	.9055	.9138
MF 27	x 1.00	26.00	26.153	1.0236	1.0296
MF 27	x 1,50	25.50	25.676	1.0039	1.0109
MF 27	x 2.00	25.00	25.210	.9843	.9925
MF 28	x 1.00	27.00	27.153	1.0630	1.0690
MF 28	x 1.50	26.50	26.676	1.0433	1.0502
MF 28	x 2.00	26.00	26.210	1.0236	1.0319
MF 30	x 1.00	29.00	29.153	1.1417	1.1478
MF 30	x 1.50	28.50	28.676	1.1220	1.1290
MF 30	x 2.00	28.00	28.210	1.1024	1.1106
MF 30	x 3.00	27.00	27.252	1.0630	1.0729
MF 32	x 1.50	30.50	30.676	1.2008	1.2077
MF 32	x 2.00	30.00	30.210	1.1811	1.1894
MF 33	x 1.50	31.50	31.676	1.2402	1.2471
MF 33	x 2.00	31.00	31.210	1.2205	1.2287
MF 33	x 3.00	30.00	30.252	1.1811	1.1910
MF 35	x 1.50	33.50	33.676	1.3189	1.3258
MF 36	x 1.50	34.50	34.676	1.3583	1.3652

SPA

Recomendaciones de tamaño de agujero

Machos de roscar

UNC

ASME B1.1			Métrico			Pulgadas		
TDZ		TPI	PHD	PHDX 2B	PHDX 3B	PHD	PHDX 2B	PHDX 3B
Nr. 1	-	64	1.55	1.582	1.582	.0610	.0623	.0623
Nr. 2	-	56	1.85	1.872	1.872	.0728	.0737	.0737
Nr. 3	-	48	2.10	2.146	2.146	.0827	.0845	.0845
Nr. 4	-	40	2.35	2.385	2.385	.0925	.0939	.0939
Nr. 5	-	40	2.65	2.697	2.697	.1043	.1062	.1062
Nr. 6	-	32	2.85	2.896	2.896	.1122	.1140	.1140
Nr. 8	-	32	3.50	3.531	3.528	.1378	.1390	.1389
Nr. 10	-	24	3.90	3.962	3.950	.1535	.1560	.1555
Nr. 12	-	24	4.50	4.597	4.590	.1772	.1810	.1807
1/4	-	20	5.10	5.268	5.250	.2008	.2074	.2067
5/16	-	18	6.60	6.734	6.680	.2598	.2651	.2630
3/8	-	16	8.00	8.164	8.082	.3150	.3214	.3182
7/16	-	14	9.40	9.550	9.441	.3701	.3760	.3717
1/2	-	13	10.80	11.013	10.881	.4252	.4336	.4284
9/16	-	12	12.20	12.456	12.301	.4803	.4904	.4843
5/8	-	11	13.50	13.868	13.693	.5315	.5460	.5391
3/4	-	10	16.50	16.833	16.324	.6496	.6627	.6427
7/8	-	9	19.50	19.748	19.520	.7677	.7775	.7685
1	-	8	22.25	22.598	22.344	.8760	.8897	.8797
1 1/8	-	7	25.00	25.349	25.082	.9843	.9980	.9875
1 1/4	-	7	28.00	28.524	28.258	1.1024	1.1230	1.1125
1 3/8	-	6	30.75	31.120	30.851	1.2106	1.2252	1.2146
1 1/2	-	6	34.00	34.295	34.026	1.3386	1.3502	1.3396
1 3/4	-	5	39.50	39.814	39.560	1.5551	1.5675	1.5575
2	-	4.5	45.00	45.598	45.367	1.7717	1.7952	1.7861

UNF

ASME B1.1			Métrico			Pulgadas		
TDZ		TPI	PHD	PHDX 2B	PHDX 3B	PHD	PHDX 2B	PHDX 3B
Nr.1	-	72	1.55	1.613	1.613	.0610	.0635	.0635
Nr.2	-	64	1.85	1.913	1.913	.0728	.0753	.0753
Nr.3	-	56	2.15	2.197	2.197	.0846	.0865	.0865
Nr.4	-	48	2.40	2.459	2.459	.0945	.0968	.0968
Nr.5	-	44	2.70	2.741	2.741	.1063	.1079	.1079
Nr.6	-	40	2.95	3.023	3.012	.1161	.1190	.1186
Nr.8	-	36	3.50	3.607	3.597	.1378	.1420	.1416
Nr. 10	-	32	4.10	4.166	4.168	.1614	.1640	.1641
Nr. 12	-	28	4.60	4.724	4.717	.1811	.1860	.1857
1/4	-	28	5.50	5.580	5.563	.2165	.2197	.2190
5/16	-	24	6.90	7.038	6.995	.2717	.2771	.2754
3/8	-	24	8.50	8.626	8.565	.3346	.3396	.3372
7/16	-	20	9.90	10.030	9.947	.3898	.3949	.3916
1/2	-	20	11.50	11.618	11.524	.4528	.4574	.4537
9/16	-	18	12.90	13.084	12.969	.5079	.5151	.5106
5/8	-	18	14.50	14.671	14.554	.5709	.5776	.5730
3/4	-	16	17.50	17.689	17.546	.6890	.6964	.6908
7/8	-	14	20.40	20.663	20.493	.8031	.8135	.8068
1	-	12	23.25	23.569	23.363	.9154	.9279	.9198
1 1/8	-	12	26.50	26.744	26.538	1.0433	1.0529	1.0448
1 1/4	-	12	29.50	29.919	29.713	1.1614	1.1779	1.1698
1 3/8	-	12	32.75	33.094	32.888	1.2894	1.3029	1.2948
1 1/2	-	12	36.00	36.269	36.063	1.4173	1.4279	1.4198

Recomendaciones de tamaño de agujero

Machos de roscar

G

DIN-ISO 228			Métrico		Pulgadas	
TDZ		TPI	PHD	PHDX	PHD	PHDX
G 1/16	-	28	6.80	6.843	.2677	.2694
G 1/8	-	28	8.80	8.848	.3465	.3483
G 1/4	-	19	11.80	11.890	.4646	.4681
G 3/8	-	19	15.25	15.395	.6004	.6061
G 1/2	-	14	19.00	19.173	.7480	.7548
G 5/8	-	14	21.00	21.129	.8268	.8319
G 3/4	-	14	24.50	24.659	.9646	.9708
G 7/8	-	14	28.25	28.419	1.1122	1.1189
G 1	-	11	30.75	30.932	1.2106	1.2178
G 11/8	-	11	35.50	35.580	1.3976	1.4008
G 11/4	-	11	39.50	39.593	1.5551	1.5588
G 11/2	-	11	45.25	45.486	1.7815	1.7908

NPT

ASME B1.20.1 Cono 1:16			Métrico				Pulgadas			
TDZ		TPI	PHD	PHD1	PHD2	PROFUNDIDAD	PHD	PHD1	PHD2	PROFUNDIDAD
1/16	-	27	6.15	5.95	6.39	10.7	.2421	.2343	.2516	.4213
1/8	-	27	8.40	8.31	8.74	10.8	.3307	.3272	.3441	.4252
1/4	-	18	11.10	10.73	11.36	15.6	.4370	.4224	.4472	.6142
3/8	-	18	14.30	14.15	14.80	16.0	.5630	.5571	.5827	.6299
1/2	-	14	17.90	17.47	18.32	20.8	.7047	.6878	.7213	.8189
3/4	-	14	23.30	22.79	23.67	21.3	.9173	.8972	.9319	.8386
1	-	11.5	29,00	28.46	29.69	25.6	1.1417	1.0472	1.1689	1.0079

NPTF

ASME B1.20.3 Cono 1:16			Métrico				Pulgadas			
TDZ		TPI	PHD	PHD1	PHD2	PROFUNDIDAD	PHD	PHD1	PHD2	PROFUNDIDAD
1/16	-	27	6.10	5.97	6.41	10.30	.2402	.2350	.2524	.4055
1/8	-	27	8.40	8.33	8.77	10.30	.3307	.3280	.3453	.4055
1/4	-	18	11.00	10.77	11.40	15.00	.4331	.4240	.4488	.5906
3/8	-	18	14.50	14.19	14.84	15.30	.5709	.5587	.5843	.6024
1/2	-	14	17.00	17.48	18.33	19.00	.6693	.6882	.7217	.7480
3/4	-	14	23.00	22.84	23.72	9.00	.9055	.8992	.9339	.3543
1	-	11,5	29.00	28.68	29.76	20.40	1.1417	1.1291	1.1717	.8031

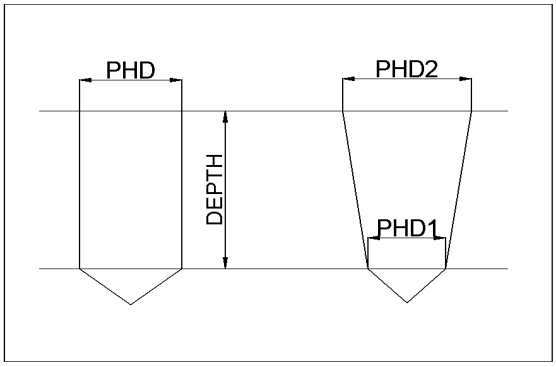

SPA

Recomendaciones de tamaño de agujero

Machos de laminar

M

DIN 13			Métrico	Pulgadas
TDZ		TP	PHD	PHD
M 1	x	0.25	0.90	.0354
M 1.2	x	0.25	1.10	.0433
M 1.4	x	0.30	1.26	.0496
M 1.6	x	0.35	1.45	.0571
M 1.7	x	0.35	1.55	.0610
M 1.8	x	0.35	1.65	.0650
M 2	x	0.40	1.82	.0728
M 2.2	x	0.45	2.00	.0787
M 2.5	x	0.45	2.30	.0906
M 3	x	0.50	2.80	.1102
M 3.5	x	0.60	3.25	.1280
M 4	x	0.70	3.70	.1457
M 5	x	0.80	4.65	.1831
M 6	x	1.00	5.55	.2185
M 7	x	1.00	6.55	.2579
M 8	x	1.25	7.40	.2913
M 9	x	1.25	8.40	.3307
M 10	x	1.50	9.30	.3661
M 11	x	1.50	10.30	.4055
M 12	x	1.75	11.20	.4409
M 14	x	2.00	13.10	.5157
M 16	x	2.00	15.10	.5945
M 18	x	2.50	16.90	.6654
M 20	x	2.50	18.90	.7441
M 22	x	2.50	20.90	.8228
M 24	x	3.00	22.70	.8937

MF

DIN 13			Métrico	Pulgadas
TDZ		TP	PHD	PHD
M 2.5	x	0.35	2.35	.0925
M 3	x	0.35	2.85	.1122
M 4	x	0.35	3.85	.1516
M 4	x	0.50	3.80	.1496
M 5	x	0.50	4.80	.1890
M 5.5	x	0.50	5.30	.2087
M 6	x	0.75	5.65	.2224
M 7	x	0.75	6.65	.2618
M 8	x	0.75	7.65	.3012
M 8	x	1.00	7.55	.2972
M 9	x	0.75	8.65	.3406
M 9	x	1.00	8.55	.3366
M 10	x	0.75	9.65	.3799
M 10	x	1.00	9.55	.3760
M 10	x	1.25	9.40	.3701
M 11	x	0.75	10.65	.4193
M 11	x	1.00	10.55	.4154
M 12	x	1.00	11.55	.4547
M 12	x	1.25	11.40	.4488
M 12	x	1.50	11.30	.4449
M 14	x	1.00	13.55	.5335
M 14	x	1.25	13.40	.5276
M 14	x	1.25	13.30	.5236
M 15	x	1.00	14.55	.5728
M 15	x	1.50	14.30	.5630
M 16	x	1.00	15.55	.6122
M 16	x	1.50	15.30	.6024
M 17	x	1.00	16.55	.6516
M 17	x	1.50	16.30	.6417
M 18	x	1.00	17.55	.6909
M 18	x	1.50	17.30	.6811
M 18	x	2.00	17.10	.6732
M 20	x	1.00	19.55	.7697
M 20	x	1.50	19.30	.7598
M 24	x	1.00	23.55	.9272
M 24	x	1.50	23.30	.9173
M 24	x	2.00	23.10	.9094

UNC

ASME B1.1			Métrico	Pulgadas
TDZ		TPI	PHD	PHD
Nr. 1	-	64	1.68	.0661
Nr. 2	-	56	1.98	.0780
Nr. 3	-	48	2.28	.0898
Nr. 4	-	40	2.55	.1004
Nr, 5	-	40	2.90	.1142
Nr. 6	-	32	3.15	.1240
Nr, 8	-	32	3.80	.1496
Nr.10	-	24	4.35	.1713
Nr.12	-	24	5.00	.1969
1/4	-	20	5.75	.2264
5/16	-	18	7.30	.2874
3/8	-	16	8.80	.3465
7/16	-	14	10.30	.4055
1/2	-	13	11.80	.4646
9/16	-	12	13.30	.5236
5/8	-	11	14.80	.5827
3/4	-	10	17.90	.7047
7/8	-	9	21.00	.8268
1	-	8	24.00	.9449

UNF

UNF: ASME B1.1			Métrico	Pulgadas
TDZ		TPI	PHD	PHD
Nr. 1	-	72	1.70	.0669
Nr. 2	-	64	2.00	.0787
Nr. 3	-	56	2.30	.0906
Nr. 4	-	48	2.60	.1024
Nr. 5	-	44	2.90	.1142
Nr. 6	-	40	3.20	.1260
Nr. 8	-	36	3.85	.1516
Nr.10	-	32	4.45	.1752
Nr.12	-	28	5.10	.2008
1/4	-	28	5.95	.2343
/16	-	24	7.45	.2933
3/8	-	24	9.05	.3563
7/16	-	20	10.55	.4154
1/2	-	20	12.10	.4764
9/16	-	18	13.65	.5374
5/8	-	18	15.25	.6004
3/4	-	16	18.35	.7224
7/8	-	14	21.40	.8425
1	-	12	24.45	.9626

EGM

DIN 8140			Métrico
TDZ		TP	PHD
EG M 3	-	0.50	3.40
EG M 4	-	0.70	4.60
EG M 5	-	0.80	5.65
EG M 6	-	1.00	6.85
EG M 8	-	1.25	9.05
EG M 10	-	1.50	11.30
EG M 12	-	1.75	13.50

CoroTap - Versátiles

CoroTap™ 200

Valores métricos

					E616		
					ULDR(xTD)	1.5	2	3
ISO	**Núm. MC**	**Material**	**N/mm²**	**HB**		vc m/min		
P	P1.1.Z.AN	**Acero no aleado**	428	125	-	-	-
	P1.1.Z.HT		639	190	46	38	33
	P1.2.Z.AN		639	190	37	30	26
	P1.2.Z.HT		708	210	34	28	24
	P1.3.Z.AN		639	190	37	30	26
	P1.3.Z.HT		1013	300	18	15	13
	P2.1.Z.AN	**Acero de baja aleación**	591	175	37	30	26
	P2.2.Z.AN		811	240	34	28	24
	P2.3.Z.AN		867	260	18	15	13
	P2.5.Z.HT.1		961	285	18	15	13
	P3.0.Z.AN	**Acero de alta aleación**	674	200	34	28	24
	P3.0.Z.HT.1		1282	380	12	10	9
	P3.1.Z.AN		839	250	34	28	24
	P1.5.C.UT	**Acero fundido**	503	150	37	30	26
	P2.6.C.UT		674	200	34	28	24
	P5.0.Z.HT.1	**Acero inoxidable ferrítico/martensítico**	1114	330	34	28	24
	P5.0.Z.PH		1114	330	6	5	4
M	M1.0.Z.AQ	**Acero inoxidable austenítico**	674	200	7	6	5
	M1.0.C.UT		674	200	7	6	5
	M2.0.Z.AQ	**Acero inoxidable superaustenítico**	674	200	7	6	5
	M2.0.C.AQ		674	200	7	6	5
	M3.1.Z.AQ	**Acero inoxidable dúplex (austenítico/ferrítico)**	778	230	6	5	4
	M3.1.C.AQ		778	230	6	5	4
	M3.2.Z.AQ		867	260	6	5	4
K	K1.1.C.NS	**Fundición maleable**	674	200	29	24	21
	K2.1.C.UT	**Fundición gris**	602	180	24	20	17
	K2.2.C.UT		825	245	20	16	14
	K2.3.C.UT		591	175	29	24	21
	K3.1.C.UT	**Fundición nodular**	518	155	29	24	21
	K3.2.C.UT		727	215	29	24	21
	K3.3.C.UT		885	265	29	24	21
	K3.5.C.UT		639	190	29	24	21
	K5.1.C.NS	**Fundición dúctil austemperizada**	1013	300	20	16	14
N	N1.2.Z.UT	**Aleaciones con base de aluminio**	-	60	-	-	-
	N1.2.Z.AG		-	100	-	-	-
	N1.3.C.UT		-	75	-	-	-
	N1.3.C.AG		-	90	-	-	-
	N1.4.C.NS		-	130	-	-	-
	N3.3.U.UT	**Aleaciones con base de cobre**	-	110	55	45	38
	N3.1.U.UT		-	100	22	18	15

SPA

CoroTap - Versátiles

CoroTap™ 200

Valores métricos

				T200-XM								
				Calidad B110/C110			Calidad B145/C145			Calidad B150/C150		
				ULDR			ULDR			ULDR		
			ULDR(xTD)	1.5	2	3	1.5	2	3	1.5	2	3
ISO	Núm. MC	Material	HB	v_c m/min			v_c m/min			v_c m/min		
P		**Acero no aleado**										
	P1.1.Z.AN		125	43	35	30	31	25	21	31	25	21
	P1.1.Z.HT		190	41	34	29	27	22	19	27	22	19
	P1.2.Z.AN		190	39	32	27	22	18	15	22	18	15
	P1.2.Z.HT		210	31	26	22	20	16	14	20	16	14
	P1.3.Z.AN		190	39	32	27	22	18	15	22	18	15
	P1.3.Z.HT		300	21	17	15	12	10	9	12	10	9
		Acero de baja aleación										
	P2.1.Z.AN		175	39	32	27	22	18	15	22	18	15
	P2.2.Z.AN		240	31	26	22	20	16	14	20	16	14
	P2.3.Z.AN		260	21	17	15	12	10	9	12	10	9
	P2.5.Z.HT.1		285	21	17	15	12	10	9	12	10	9
		Acero de alta aleación										
	P3.0.Z.AN		200	31	26	22	20	16	14	20	16	14
	P3.0.Z.HT.1		380	10	8	7	6	5	4	6	5	4
	P3.1.Z.AN		250	31	26	22	20	16	14	20	16	14
		Acero fundido										
	P1.5.C.UT		150	39	32	27	22	18	15	22	18	15
	P2.6.C.UT		200	31	26	22	20	16	14	20	16	14
		Acero inoxidable ferrítico/martensítico										
	P5.0.Z.HT.1		330	32	26	22	20	16	14	20	16	14
	P5.0.Z.PH		330	12	10	9	5	4	3			
M		**Acero inoxidable austenítico**										
	M1.0.Z.AQ		200	10	8	7	7	6	5	-	-	-
	M1.0.C.UT		230	10	8	7	7	6	5	-	-	-
		Acero inoxidable superaustenítico										
	M2.0.Z.AQ		200	10	8	7	7	6	5	-	-	-
	M2.0.C.AQ		260	10	8	7	7	6	5	-	-	-
		Acero inoxidable dúplex (austenítico/ferrítico)										
	M3.1.Z.AQ		200	6	5	4	5	4	3	-	-	-
	M3.2.Z.AQ		200	6	5	4	5	4	3	-	-	-
	M3.1.C.AQ		230	6	5	4	5	4	3	-	-	-
K		**Fundición maleable**										
	K1.1.C.NS		200	24	20	17	18	15	13	18	15	13
		Fundición gris										
	K2.1.C.UT		180	23	19	16	18	15	13	18	15	13
	K2.2.C.UT		245	16	13	11	10	8	7	10	8	7
	K2.3.C.UT		175	24	20	17	18	15	13	18	15	13
		Fundición nodular										
	K3.1.C.UT		155	24	20	17	18	15	13	18	15	13
	K3.2.C.UT		215	24	20	17	18	15	13	18	15	13
	K3.3.C.UT		265	24	20	17	18	15	13	18	15	13
	K3.5.C.UT		190	24	20	17	18	15	13	18	15	13
	K5.1.C.NS	**Fundición dúctil austemperizada**	300	16	13	11	10	8	7	10	8	7
N		**Aleaciones con base de aluminio**										
	N1.2.Z.UT		60	49	40	34	-	-	-	43	35	30
	N1.2.Z.AG		100	49	40	34	-	-	-	43	35	30
	N1.3.C.UT		75	49	40	34	-	-	-	43	35	30
	N1.3.C.AG		90	31	25	21	-	-	-	24	20	17
	N1.4.C.NS		130	21	18	15	-	-	-	18	15	13
		Aleaciones con base de cobre										
	N3.3.U.UT		110	46	38	32	-	-	-	37	30	26
	N3.1.U.UT		100	18	15	13	-	-	-	15	12	10
S		**Superaleaciones con base de hierro**										
	S1.0.U.AN		200	9	8	6	-	-	-	6	5	4
		Superaleaciones con base de níquel										
	S2.0.Z.UT		275	9	8	6	-	-	-	6	5	4
	S2.0.Z.AN		250	9	8	6	-	-	-	6	5	4
	S2.1.Z.AN		125	23	19	16	-	-	-	15	12	10
		Aleaciones con base de titanio										
	S4.1.Z.UT		200	21	18	15	-	-	-	18	15	13

CoroTap - Versátiles

CoroTap™ 200

Valores en pulgadas

					E616		
					ULDR(xTD)	1.5	2	3
ISO	**Núm. MC**	**Material**	**N/mm²**	**HB**	v_c pies/min			
P	P1.1.Z.AN	**Acero no aleado**	428	125	-	-	-
	P1.1.Z.HT		639	190	152	125	107
	P1.2.Z.AN		639	190	120	98	84
	P1.2.Z.HT		708	210	112	92	79
	P1.3.Z.AN		639	190	120	98	84
	P1.3.Z.HT		1013	300	60	49	42
	P2.1.Z.AN	**Acero de baja aleación**	591	175	120	98	84
	P2.2.Z.AN		811	240	112	92	79
	P2.3.Z.AN		867	260	60	49	42
	P2.5.Z.HT.1		961	285	60	49	42
	P3.0.Z.AN	**Acero de alta aleación**	674	200	112	92	79
	P3.0.Z.HT.1		1282	380	40	33	28
	P3.1.Z.AN		839	250	112	92	79
	P1.5.C.UT	**Acero fundido**	503	150	120	98	84
	P2.6.C.UT		674	200	112	92	79
	P5.0.Z.HT.1	**Acero inoxidable ferrítico/martensítico**	1114	330	112	92	79
	P5.0.Z.PH		1114	330	20	16	14
M	M1.0.Z.AQ	**Acero inoxidable austenítico**	674	200	24	20	17
	M1.0.C.UT		674	200	24	20	17
	M2.0.Z.AQ	**Acero inoxidable superaustenítico**	674	200	24	20	17
	M2.0.C.AQ		674	200	24	20	17
	M3.1.Z.AQ	**Acero inoxidable dúplex (austenítico/ferrítico)**	778	230	20	16	14
	M3.1.C.AQ		778	230	20	16	14
	M3.2.Z.AQ		867	260	20	16	14
K	K1.1.C.NS	**Fundición maleable**	674	200	96	79	67
	K2.1.C.UT	**Fundición gris**	602	180	80	66	56
	K2.2.C.UT		825	245	64	52	45
	K2.3.C.UT		591	175	96	79	67
	K3.1.C.UT	**Fundición nodular**	518	155	96	79	67
	K3.2.C.UT		727	215	96	79	67
	K3.3.C.UT		885	265	96	79	67
	K3.5.C.UT		639	190	96	79	67
	K5.1.C.NS	**Fundición dúctil austemperizada**	1013	300	64	52	45
N	N1.2.Z.UT	**Aleaciones con base de aluminio**	-	60	-	-	-
	N1.2.Z.AG		-	100	-	-	-
	N1.3.C.UT		-	75	-	-	-
	N1.3.C.AG		-	90	-	-	-
	N1.4.C.NS		-	130	-	-	-
	N3.3.U.UT	**Aleaciones con base de cobre**	-	110	181	148	126
	N3.1.U.UT		-	100	72	59	51

SPA

CoroTap - Versátiles

CoroTap™ 200

Valores en pulgadas

				T200-XM								
				Calidad B110/C110			Calidad B145/C145			Calidad B150/C150		
				ULDR			ULDR			ULDR		
			ULDR(xTD)	1.5	2	3	1.5	2	3	1.5	2	3
ISO	Núm. MC	Material	HB	v_c pies/min			v_c pies/min			v_c pies/min		
P		**Acero no aleado**										
	P1.1.Z.AN		125	140	115	98	100	82	70	100	82	70
	P1.1.Z.HT		190	134	110	94	88	72	62	88	72	62
	P1.2.Z.AN		190	126	103	88	72	59	51	72	59	51
	P1.2.Z.HT		210	102	84	72	64	52	45	64	52	45
	P1.3.Z.AN		190	126	103	88	72	59	51	72	59	51
	P1.3.Z.HT		300	70	57	49	40	33	28	40	33	28
		Acero de baja aleación										
	P2.1.Z.AN		175	126	103	88	72	59	51	72	59	51
	P2.2.Z.AN		240	102	84	72	64	52	45	64	52	45
	P2.3.Z.AN		260	70	57	49	40	33	28	40	33	28
	P2.5.Z.HT.1		285	70	57	49	40	33	28	40	33	28
		Acero de alta aleación										
	P3.0.Z.AN		200	102	84	72	64	52	45	64	52	45
	P3.0.Z.HT.1		380	32	26	22	20	16	14	20	16	14
	P3.1.Z.AN		250	102	84	72	64	52	45	64	52	45
		Acero fundido										
	P1.5.C.UT		150	126	103	88	72	59	51	72	59	51
	P2.6.C.UT		200	102	84	72	64	52	45	64	52	45
		Acero inoxidable ferrítico/martensítico										
	P5.0.Z.HT.1		330	104	85	73	64	52	45	64	52	45
	P5.0.Z.PH		330	40	33	28	16	13	11	-	-	-
M		**Acero inoxidable austenítico**										
	M1.0.Z.AQ		200	32	26	22	24	20	17	-	-	-
	M1.0.C.UT		230	32	26	22	24	20	17	-	-	-
		Acero inoxidable superaustenítico										
	M2.0.Z.AQ		200	32	26	22	24	20	17	-	-	-
	M2.0.C.AQ		260	32	26	22	24	20	17	-	-	-
		Acero inoxidable dúplex (austenítico/ferrítico)										
	M3.1.Z.AQ		200	20	16	14	16	13	11	-	-	-
	M3.2.Z.AQ		200	20	16	14	16	13	11	-	-	-
	M3.1.C.AQ		230	20	16	14	16	13	11	-	-	-
K		**Fundición maleable**										
	K1.1.C.NS		200	80	66	56	60	49	42	60	49	42
		Fundición gris										
	K2.1.C.UT		180	74	61	52	60	49	42	60	49	42
	K2.2.C.UT		245	52	43	36	32	26	22	32	26	22
	K2.3.C.UT		175	80	66	56	60	49	42	60	49	42
		Fundición nodular										
	K3.1.C.UT		155	80	66	56	60	49	42	60	49	42
	K3.2.C.UT		215	80	66	56	60	49	42	60	49	42
	K3.3.C.UT		265	80	66	56	60	49	42	60	49	42
	K3.5.C.UT		190	80	66	56	60	49	42	60	49	42
	K5.1.C.NS	**Fundición dúctil austemperizada**	300	52	43	36	32	26	22	32	26	22
N		**Aleaciones con base de aluminio**										
	N1.2.Z.UT		60	161	131	112	-	-	-	140	115	98
	N1.2.Z.AG		100	161	131	112	-	-	-	140	115	98
	N1.3.C.UT		75	161	131	112	-	-	-	140	115	98
	N1.3.C.AG		90	100	82	70	-	-	-	80	66	56
	N1.4.C.NS		130	70	57	49	-	-	-	60	49	42
		Aleaciones con base de cobre										
	N3.3.U.UT		110	150	123	105	-	-	-	120	98	84
	N3.1.U.UT		100	60	49	42	-	-	-	48	39	34
S		**Superaleaciones con base de hierro**										
	S1.0.U.AN		200	30	25	21	-	-	-	20	16	14
		Superaleaciones con base de níquel										
	S2.0.Z.UT		275	30	25	21	-	-	-	20	16	14
	S2.0.Z.AN		250	30	25	21	-	-	-	20	16	14
	S2.1.Z.AN		125	74	61	52	-	-	-	48	39	34
		Aleaciones con base de titanio										
	S4.1.Z.UT		200	70	57	49	-	-	-	60	49	42

CoroTap - Versátiles

CoroTap™ 300

Valores métricos

					E003 E013 E023 E033			E195 E245			E615			E207 E258	E212 E263	T300-XM100AL T300-XM100AM
				ULDR(xTD)	1.5	2	3	1.5	2	3	1.5	2	3	1.5	1.5	1.5
ISO	Núm. MC	Material	N/mm²	HB	v_c m/min			v_c m/min			v_c m/min			v_c m/min	v_c m/min	v_c m/min
P	P1.1.Z.AN	Acero no aleado	428	125	31	25	21	27	22	19	-	-	-	-	-	-
	P1.1.Z.HT		639	190	27	22	19	24	20	17	46	38	33	24	43	5
	P1.2.Z.AN		639	190	22	18	15	20	16	14	37	30	26	20	34	7
	P1.2.Z.HT		708	210	20	16	14	15	12	10	34	28	24	15	29	7
	P1.3.Z.AN		639	190	22	18	15	20	16	14	37	30	26	20	34	7
	P1.3.Z.HT		1013	300	12	10	9	9	7	6	18	15	13	9	12	5
	P2.1.Z.AN	Acero de baja aleación	591	175	22	18	15	20	16	14	37	30	26	20	34	7
	P2.2.Z.AN		811	240	20	16	14	15	12	10	34	28	24	15	29	7
	P2.3.Z.AN		867	260	12	10	9	9	7	6	18	15	13	9	12	5
	P2.5.Z.HT.1		961	285	12	10	9	9	7	6	18	15	13	9	12	5
	P3.0.Z.AN	Acero de alta aleación	674	200	20	16	14	15	12	10	34	28	24	15	29	7
	P3.0.Z.HT.1		1282	380	-	-	-	-	-	-	12	10	9	-	-	4
	P3.1.Z.AN		839	250	20	16	14	15	12	10	34	28	24	15	29	7
	P1.5.C.UT	Acero fundido	503	150	22	18	15	20	16	14	37	30	26	20	34	7
	P2.6.C.UT		674	200	20	16	14	15	12	10	34	28	24	15	29	7
	P5.0.Z.HT.1	Acero inoxidable ferrítico/martensítico	1114	330	20	16	14	15	12	10	34	28	24	15	29	7
	P5.0.Z.PH		1114	330	5	4	3	-	-	-	6	5	4	-	-	-
M	M1.0.Z.AQ	Acero inoxidable austenítico	674	200	7	6	5	-	-	-	7	6	5	-	-	3
	M1.0.C.UT		674	200	7	6	5	-	-	-	7	6	5	-	-	3
	M2.0.Z.AQ	Acero inoxidable superaustenítico	674	200	7	6	5	-	-	-	7	6	5	-	-	3
	M2.0.C.AQ		674	200	7	6	5	-	-	-	7	6	5	-	-	-
	M3.1.Z.AQ	Acero inoxidable dúplex (austenítico/ferrítico)	778	230	5	4	3	-	-	-	6	5	4	-	-	2
	M3.1.C.AQ		778	230	5	4	3	-	-	-	6	5	4	-	-	2
	M3.2.Z.AQ		867	260	5	4	3	-	-	-	6	5	4	-	-	2
K	K1.1.C.NS	Fundición maleable	674	200	-	-	-	-	-	-	29	24	21	-	-	-
	K2.1.C.UT	Fundición gris	602	180	-	-	-	-	-	-	24	20	17	-	-	11
	K2.2.C.UT		825	245	-	-	-	-	-	-	20	16	14	-	-	5
	K2.3.C.UT		591	175	-	-	-	-	-	-	29	24	21	-	-	-
	K3.1.C.UT	Fundición nodular	518	155	-	-	-	-	-	-	29	24	21	-	-	-
	K3.2.C.UT		727	215	-	-	-	-	-	-	29	24	21	-	-	-
	K3.3.C.UT		885	265	-	-	-	-	-	-	29	24	21	-	-	-
	K3.5.C.UT		639	190	-	-	-	-	-	-	29	24	21	-	-	-
	K5.1.C.NS	Fundición dúctil austemperizada	1013	300	-	-	-	-	-	-	20	16	14	-	-	-
N	N1.2.Z.UT	Aleaciones con base de aluminio	-	60	-	-	-	43	35	30	-	-	-	37	43	-
	N1.2.Z.AG		-	100	-	-	-	43	35	30	-	-	-	37	43	-
	N1.3.C.UT		-	75	-	-	-	43	35	30	-	-	-	37	43	-
	N1.3.C.AG		-	90	-	-	-	24	20	17	-	-	-	18	24	20
	N1.4.C.NS		-	130	-	-	-	18	15	13	-	-	-	-	-	15
	N3.3.U.UT	Aleaciones con base de cobre	-	110	-	-	-	-	-	-	55	45	38	-	-	60
	N3.1.U.UT		-	100	-	-	-	-	-	-	22	18	15	-	-	-

SPA

CoroTap - Versátiles

CoroTap™ 300

Valores métricos

				T300-XM Calidad B110/C110			T300-XM Calidad B145*/C145			T300-XM Calidad B150/C150		
				ULDR			ULDR			ULDR		
			ULDR(xTD)	1.5	2	3	1.5	2	3	1.5	2	3
ISO	Núm. MC	Material	HB	v_c m/min			v_c m/min			v_c m/min		
P		**Acero no aleado**										
	P1.1.Z.AN		125	43	35	30	31	25	21	31	25	21
	P1.1.Z.HT		190	41	34	29	27	22	19	27	22	19
	P1.2.Z.AN		190	39	32	27	22	18	15	22	18	15
	P1.2.Z.HT		210	31	26	22	20	16	14	20	16	14
	P1.3.Z.AN		190	39	32	27	22	18	15	22	18	15
	P1.3.Z.HT		300	21	17	15	12	10	9	12	10	9
		Acero de baja aleación										
	P2.1.Z.AN		175	39	32	27	22	18	15	22	18	15
	P2.2.Z.AN		240	31	26	22	20	16	14	20	16	14
	P2.3.Z.AN		260	21	17	15	12	10	9	12	10	9
	P2.5.Z.HT.1		285	21	17	15	12	10	9	12	10	9
		Acero de alta aleación										
	P3.0.Z.AN		200	31	26	22	20	16	14	20	16	14
	P3.0.Z.HT.1		380				6	5	4			
	P3.1.Z.AN		250	31	26	22	20	16	14	20	16	14
		Acero fundido										
	P1.5.C.UT		150	39	32	27	22	18	15	22	18	15
	P2.6.C.UT		200	31	26	22	20	16	14	20	16	14
		Acero inoxidable ferrítico/martensítico										
	P5.0.Z.HT.1		330	32	26	22	20	16	14	20	16	14
	P5.0.Z.PH		330	12	10	9	5	4	3	-	-	-
M		**Acero inoxidable austenítico**										
	M1.0.Z.AQ		200	10	8	7	7	6	5	-	-	-
	M1.0.C.UT		230	10	8	7	7	6	5	-	-	-
		Acero inoxidable superaustenítico										
	M2.0.Z.AQ		200	10	8	7	7	6	5	-	-	-
	M2.0.C.AQ		260	10	8	7	7	6	5	-	-	-
		Acero inoxidable dúplex (austenítico/ferrítico)										
	M3.1.Z.AQ		200	6	5	4	5	4	3	-	-	-
	M3.2.Z.AQ		200	6	5	4	5	4	3	-	-	-
	M3.1.C.AQ		230	6	5	4	5	4	3	-	-	-
K		**Fundición maleable**										
	K1.1.C.NS		200	24	20	17	18	15	13	-	-	-
		Fundición gris										
	K2.1.C.UT		180	23	19	16	18	15	13	-	-	-
	K2.2.C.UT		245	16	13	11	10	8	7	-	-	-
	K2.3.C.UT		175	24	20	17	18	15	13	-	-	-
		Fundición nodular										
	K3.1.C.UT		155	24	20	17	18	15	13	-	-	-
	K3.2.C.UT		215	24	20	17	18	15	13	-	-	-
	K3.3.C.UT		265	24	20	17	18	15	13	-	-	-
	K3.5.C.UT		190	24	20	17	18	15	13	-	-	-
	K5.1.C.NS	**Fundición dúctil austemperizada**	300	16	13	11	10	8	7	-	-	-
N		**Aleaciones con base de aluminio**										
	N1.2.Z.UT		60	49	40	34	-	-	-	43	35	30
	N1.2.Z.AG		100	49	40	34	-	-	-	43	35	30
	N1.3.C.UT		75	49	40	34	-	-	-	43	35	30
	N1.3.C.AG		90	31	25	21	-	-	-	24	20	17
	N1.4.C.NS		130	21	18	15	-	-	-	18	15	13
		Aleaciones con base de cobre										
	N3.3.U.UT		110	-	-	-	-	-	-	-	-	-
	N3.1.U.UT		100	-	-	-	-	-	-	-	-	-
S		**Superaleaciones con base de hierro**										
	S1.0.U.AN		200	9	8	6	-	-	-	6	5	4
		Superaleaciones con base de níquel										
	S2.0.Z.UT		275	9	8	6	-	-	-	6	5	4
	S2.0.Z.AN		250	9	8	6	-	-	-	6	5	4
	S2.1.Z.AN		125	23	19	16	-	-	-	15	12	10
		Aleaciones con base de titanio										
	S4.1.Z.UT		200	21	18	15	-	-	-	18	15	13

*Nota: para ver recomendaciones de velocidades de corte para T300-XM100AL y T300-XM100AM, consulte la página C166

CoroTap - Versátiles

CoroTap™ 300

Valores en pulgadas

					E003 E013 E023 E033			E195 E245			E615			E207 E258	E212 E263	T300-XM100AL T300-XM100AM
					ULDR(xTD)	1.5	2	3	1.5	2	3	1.5	2	3	1.5	1.5	1.5
ISO	**Núm. MC**	**Material**	**N/mm²**	**HB**	v_c pies/min				v_c pies/min			v_c pies/min			v_c pies/min	v_c pies/min	v_c pies/min
P	P1.1.Z.AN	**Acero no aleado**	428	125	100	82	70	88	72	62	-	-	-	-	-	-
	P1.1.Z.HT		639	190	88	72	62	80	66	56	152	125	107	80	140	16
	P1.2.Z.AN		639	190	72	59	51	64	52	45	120	98	84	64	112	24
	P1.2.Z.HT		708	210	64	52	45	48	39	34	112	92	79	48	96	24
	P1.3.Z.AN		639	190	72	59	51	64	52	45	120	98	84	64	112	24
	P1.3.Z.HT		1013	300	40	33	28	28	23	20	60	49	42	28	40	16
	P2.1.Z.AN	**Acero de baja aleación**	591	175	72	59	51	64	52	45	120	98	84	20	34	7
	P2.2.Z.AN		811	240	64	52	45	48	39	34	112	92	79	15	29	7
	P2.3.Z.AN		867	260	40	33	28	28	23	20	60	49	42	9	12	5
	P2.5.Z.HT.1		961	285	40	33	28	28	23	20	60	49	42	9	12	5
	P3.0.Z.AN	**Acero de alta aleación**	674	200	64	52	45	48	39	34	112	92	79	15	29	7
	P3.0.Z.HT.1		1282	380	-	-	-	-	-	-	40	33	28	-	-	4
	P3.1.Z.AN		839	250	64	52	45	48	39	34	112	92	79	15	29	7
	P1.5.C.UT	**Acero fundido**	503	150	72	59	51	64	52	45	120	98	84	20	34	7
	P2.6.C.UT		674	200	64	52	45	48	39	34	112	92	79	15	29	7
	P5.0.Z.HT.1	**Acero inoxidable ferrítico/martensítico**	1114	330	64	52	45	48	39	34	112	92	79	15	29	7
	P5.0.Z.PH		1114	330	16	13	11	-	-	-	20	16	14	-	-	-
M	M1.0.Z.AQ	**Acero inoxidable austenítico**	674	200	24	20	17	-	-	-	24	20	17	-	-	10
	M1.0.C.UT		674	200	24	20	17	-	-	-	24	20	17	-	-	10
	M2.0.Z.AQ	**Acero inoxidable superaustenítico**	674	200	24	20	17	-	-	-	24	20	17	-	-	10
	M2.0.C.AQ		674	200	24	20	17	-	-	-	24	20	17	-	-	-
	M3.1.Z.AQ	**Acero inoxidable dúplex (austenítico/ferrítico)**	778	230	16	13	11	-	-	-	20	16	14	-	-	6
	M3.1.C.AQ		778	230	16	13	11	-	-	-	20	16	14	-	-	6
	M3.2.Z.AQ		867	260	16	13	11	-	-	-	20	16	14	-	-	6
K	K1.1.C.NS	**Fundición maleable**	674	200	-	-	-	-	-	-	96	79	67	-	-	-
	K2.1.C.UT	**Fundición gris**	602	180	-	-	-	-	-	-	80	66	56	-	-	11
	K2.2.C.UT		825	245	-	-	-	-	-	-	64	52	45	-	-	5
	K2.3.C.UT		591	175	-	-	-	-	-	-	96	79	67	-	-	-
	K3.1.C.UT	**Fundición nodular**	518	155	-	-	-	-	-	-	96	79	67	-	-	-
	K3.2.C.UT		727	215	-	-	-	-	-	-	96	79	67	-	-	-
	K3.3.C.UT		885	265	-	-	-	-	-	-	96	79	67	-	-	-
	K3.5.C.UT		639	190	-	-	-	-	-	-	96	79	67	-	-	-
	K5.1.C.NS	**Fundición dúctil austemperizada**	1013	300	-	-	-	-	-	-	64	52	45	-	-	-
N	N1.2.Z.UT	**Aleaciones con base de aluminio**	-	60	-	-	-	140	115	98	-	-	-	37	43	-
	N1.2.Z.AG		-	100	-	-	-	140	115	98	-	-	-	37	43	-
	N1.3.C.UT		-	75	-	-	-	140	115	98	-	-	-	37	43	-
	N1.3.C.AG		-	90	-	-	-	80	66	56	-	-	-	18	24	20
	N1.4.C.NS		-	130	-	-	-	60	49	42	-	-	-	-	-	15
	N3.3.U.UT	**Aleaciones con base de cobre**	-	110	-	-	-	-	-	-	181	148	126	-	-	18
	N3.1.U.UT		-	100	-	-	-	-	-	-	72	59	51	-	-	-

SPA

CoroTap - Versátiles

CoroTap™ 300

Valores en pulgadas

				T300-XM Calidad B110/C110			T300-XM Calidad B145*/C145			T300-XM Calidad B150/C150		
				ULDR			ULDR			ULDR		
			ULDR(xTD)	1.5	2	3	1.5	2	3	1.5	2	3
ISO	Núm. MC	Material	HB	v_c pies/min			v_c pies/min			v_c pies/min		
P		**Acero no aleado**										
	P1.1.Z.AN		125	140	115	98	100	82	70	100	82	70
	P1.1.Z.HT		190	134	110	94	88	72	62	88	72	62
	P1.2.Z.AN		190	126	103	88	72	59	51	72	59	51
	P1.2.Z.HT		210	102	84	72	64	52	45	64	52	45
	P1.3.Z.AN		190	126	103	88	72	59	51	72	59	51
	P1.3.Z.HT		300	70	57	49	40	33	28	40	33	28
		Acero de baja aleación										
	P2.1.Z.AN		175	126	103	88	72	59	51	72	59	51
	P2.2.Z.AN		240	102	84	72	64	52	45	64	52	45
	P2.3.Z.AN		260	70	57	49	40	33	28	40	33	28
	P2.5.Z.HT.1		285	70	57	49	40	33	28	40	33	28
		Acero de alta aleación										
	P3.0.Z.AN		200	102	84	72	64	52	45	64	52	45
	P3.0.Z.HT.1		380				20	16	14			
	P3.1.Z.AN		250	102	84	72	64	52	45	64	52	45
		Acero fundido										
	P1.5.C.UT		150	126	103	88	72	59	51	72	59	51
	P2.6.C.UT		200	102	84	72	64	52	45	64	52	45
		Acero inoxidable ferrítico/martensítico										
	P5.0.Z.HT.1		330	104	85	73	64	52	45	64	52	45
	P5.0.Z.PH		330	40	33	28	16	13	11	-	-	-
M		**Acero inoxidable austenítico**										
	M1.0.Z.AQ		200	32	26	22	24	20	17	-	-	-
	M1.0.C.UT		230	32	26	22	24	20	17	-	-	-
		Acero inoxidable superaustenítico										
	M2.0.Z.AQ		200	32	26	22	24	20	17	-	-	-
	M2.0.C.AQ		260	32	26	22	24	20	17	-	-	-
		Acero inoxidable dúplex (austenítico/ferrítico)										
	M3.1.Z.AQ		200	20	16	14	16	13	11	-	-	-
	M3.2.Z.AQ		200	20	16	14	16	13	11	-	-	-
	M3.1.C.AQ		230	20	16	14	16	13	11	-	-	-
K		**Fundición maleable**										
	K1.1.C.NS		200	80	66	56	60	49	42	-	-	-
		Fundición gris										
	K2.1.C.UT		180	74	61	52	60	49	42	-	-	-
	K2.2.C.UT		245	52	43	36	32	26	22	-	-	-
	K2.3.C.UT		175	80	66	56	60	49	42	-	-	-
		Fundición nodular										
	K3.1.C.UT		155	80	66	56	60	49	42	-	-	-
	K3.2.C.UT		215	80	66	56	60	49	42	-	-	-
	K3.3.C.UT		265	80	66	56	60	49	42	-	-	-
	K3.5.C.UT		190	80	66	56	60	49	42	-	-	-
	K5.1.C.NS	**Fundición dúctil austemperizada**	300	52	43	36	32	26	22	-	-	-
N		**Aleaciones con base de aluminio**										
	N1.2.Z.UT		60	161	131	112	-	-	-	140	115	98
	N1.2.Z.AG		100	161	131	112	-	-	-	140	115	98
	N1.3.C.UT		75	161	131	112	-	-	-	140	115	98
	N1.3.C.AG		90	100	82	70	-	-	-	80	66	56
	N1.4.C.NS		130	70	57	49	-	-	-	60	49	42
		Aleaciones con base de cobre										
	N3.3.U.UT		110	-	-	-	-	-	-	-	-	-
	N3.1.U.UT		100	-	-	-	-	-	-	-	-	-
S		**Superaleaciones con base de hierro**										
	S1.0.U.AN		200	30	25	21	-	-	-	20	16	14
		Superaleaciones con base de níquel										
	S2.0.Z.UT		275	30	25	21	-	-	-	20	16	14
	S2.0.Z.AN		250	30	25	21	-	-	-	20	16	14
	S2.1.Z.AN		125	74	61	52	-	-	-	48	39	34
		Aleaciones con base de titanio										
	S4.1.Z.UT		200	70	57	49	-	-	-	60	49	42

*Nota: para ver recomendaciones de velocidades de corte para T300-XM100AL y T300-XM100AM, consulte la página C168

CoroTap - Versátiles

CoroTap™ 400

Valores métricos

					E301			E890 E891 E892 E893 E091 E096 E097 E099			E302 E305 E306 E308 E309 E310 E315 E317 E323			T115 T116		
					ULDR(xTD)	1.5	2	3	1.5	2	3	1.5	2	3	1.5	2	3
ISO	**Núm. MC**	**Material**	**N/mm²**	**HB**		vc m/min			vc m/min			vc m/min			vc m/min		
P	P1.1.Z.AN	**Acero no aleado**	428	125	18	15	13	33	27	23	33	27	23	73	60	51
	P1.1.Z.HT		639	190	16	13	11	30	25	21	30	25	21	73	60	51
	P1.2.Z.AN		639	190	14	11	10	27	22	19	27	22	19	73	60	51
	P1.2.Z.HT		708	210	12	10	8	24	20	17	24	20	17	49	40	34
	P1.3.Z.AN		639	190	14	11	10	27	22	19	27	22	19	73	60	51
	P1.3.Z.HT		1013	300	-	-	-	12	10	8	12	10	8	37	30	26
	P2.1.Z.AN	**Acero de baja aleación**	591	175	14	11	10	27	22	19	27	22	19	73	60	51
	P2.2.Z.AN		811	240	12	10	8	24	20	17	24	20	17	49	40	34
	P2.3.Z.AN		867	260	-	-	-	12	10	8	12	10	8	37	30	26
	P2.5.Z.HT.1		961	285	-	-	-	12	10	8	12	10	8	37	30	26
	P3.0.Z.AN	**Acero de alta aleación**	674	200	12	10	8	24	20	17	24	20	17	49	40	34
	P3.0.Z.HT.1		1282	380	-	-	-	-	-	-	-	-	-	-	-	-
	P3.1.Z.AN		839	250	12	10	8	24	20	17	24	20	17	49	40	34
	P1.5.C.UT	**Acero fundido**	503	150	14	11	10	27	22	19	27	22	19	73	60	51
	P2.6.C.UT		674	200	12	10	8	24	20	17	24	20	17	49	40	34
	P5.0.Z.HT.1	**Acero inoxidable ferrítico/martensítico**	1114	330	12	10	8	24	20	17	24	20	17	49	40	34
	P5.0.Z.PH		1114	330	-	-	-	6	5	4	12	5	4	31	25	21
M	M1.0.Z.AQ	**Acero inoxidable austenítico**	674	200	-	-	-	9	7	6	9	7	6	31	25	21
	M1.0.C.UT		674	200	-	-	-	9	7	6	9	7	6	31	25	21
	M2.0.Z.AQ	**Acero inoxidable superaustenítico**	961	200	-	-	-	9	7	6	9	7	6	31	25	21
	M2.0.C.AQ		674	200	-	-	-	9	7	6	9	7	6	31	25	21
	M3.1.Z.AQ	**Acero inoxidable dúplex (austenítico/ferrítico)**	674	230	-	-	-	6	5	4	6	5	4	31	25	21
	M3.1.C.AQ		778	230	-	-	-	6	5	4	6	5	4	31	25	21
	M3.2.Z.AQ		867	260	-	-	-	6	5	4	6	5	4	31	25	21
N	N1.2.Z.UT	**Aleaciones con base de aluminio**	-	60	46	38	33	67	55	47	67	55	47	98	80	68
	N1.2.Z.AG		-	100	46	38	33	67	55	47	67	55	47	98	80	68
	N1.3.C.UT		-	75	46	38	33	67	55	47	67	55	47	98	80	68
	N1.3.C.AG		-	90	27	22	19	49	40	34	49	40	34	98	80	68
	N1.4.C.NS		-	130	-	-	-	31	25	21	31	25	21	-	-	-
	N3.1.U.UT	**Aleaciones con base de cobre**	-	100	-	-	-	31	25	21	31	25	21	49	40	34

SPA

CoroTap - Versátiles

CoroTap™ 400

Valores en pulgadas

					E301			E890 E891 E892 E893 E091 E096 E097 E099			E302 E305 E306 E308 E309 E310 E317 E323			T115 T116		
					ULDR(xTD)	1.5	2	3	1.5	2	3	1.5	2	3	1.5	2	3
ISO	**Núm. MC**	**Material**	**N/mm²**	**HB**		v_c pies/min			v_c pies/min			v_c pies/min			v_c pies/min		
P	P1.1.Z.AN	**Acero no aleado**	428	125		60	49	42	110	90	77	110	90	77	241	197	168
	P1.1.Z.HT		639	190		54	44	38	100	82	70	100	82	70	241	197	168
	P1.2.Z.AN		639	190		46	37	32	90	74	63	90	74	63	241	197	168
	P1.2.Z.HT		708	210		40	33	28	80	65	56	80	115	56	161	131	112
	P1.3.Z.AN		639	190		46	37	32	90	74	63	90	74	63	241	197	168
	P1.3.Z.HT		1013	300		-	-	-	40	33	28	40	33	28	120	98	84
	P2.1.Z.AN	**Acero de baja aleación**	591	175		46	37	32	90	74	63	90	74	63	241	197	168
	P2.2.Z.AN		811	240		40	33	28	80	65	56	80	115	56	161	131	112
	P2.3.Z.AN		867	260		-	-	-	40	33	28	40	33	28	120	98	84
	P2.5.Z.HT.1		961	285		-	-	-	40	33	28	40	33	28	120	98	84
	P3.0.Z.AN	**Acero de alta aleación**	674	200		40	33	28	80	65	56	80	115	56	161	131	112
	P3.0.Z.HT.1		1282	380		-	-	-	-	-	-	-	-	-	-	-	-
	P3.1.Z.AN		839	250		40	33	28	80	65	56	80	115	56	161	131	112
	P1.5.C.UT	**Acero fundido**	503	150		46	37	32	90	74	63	90	74	63	241	197	168
	P2.6.C.UT		674	200		40	33	28	80	65	56	80	115	56	161	131	112
	P5.0.Z.HT.1	**Acero inoxidable ferrítico/ martensítico**	1114	330		40	33	28	80	65	56	80	115	56	161	131	112
	P5.0.Z.PH		1114	330		-	-	-	20	16	14	20	16	14	100	82	70
M	M1.0.Z.AQ	**Acero inoxidable austenítico**	674	200		-	-	-	30	24	21	30	24	21	100	82	70
	M1.0.C.UT		674	200		-	-	-	30	24	21	30	24	21	100	82	70
	M2.0.Z.AQ	**Acero inoxidable superaustenítico**	961	200		-	-	-	30	24	21	30	24	21	100	82	70
	M2.0.C.AQ		674	200		-	-	-	30	24	21	30	24	21	100	82	70
	M3.1.Z.AQ	**Acero inoxidable dúplex (austenítico/ ferrítico)**	674	230		-	-	-	20	16	14	20	16	14	100	82	70
	M3.1.C.AQ		778	230		-	-	-	20	16	14	20	16	14	100	82	70
	M3.2.Z.AQ		867	260		-	-	-	20	16	14	20	16	14	100	82	70
N	N1.2.Z.UT	**Aleaciones con base de aluminio**	-	60		152	125	107	221	180	154	221	180	154	321	262	225
	N1.2.Z.AG		-	100		152	125	107	221	180	154	221	180	154	321	262	225
	N1.3.C.UT		-	75		152	125	107	221	180	154	221	180	154	321	262	225
	N1.3.C.AG		-	90		88	72	62	161	131	112	161	131	112	321	262	225
	N1.4.C.NS		-	130		-	-	-	100	82	70	100	82	70	321	262	225
	N3.1.U.UT	**Aleaciones con base de cobre**	-	100		-	-	-	100	82	70	100	82	70	161	131	112

CoroTap - Optimizados

CoroTap™ 100 KM

Valores métricos

					T100-KM		
				ULDR(xTD)	1.5	2	3
ISO	**Núm. MC**	**Material**	**N/mm²**	**HB**		v_c m/min	
P	P2.1.Z.AN	**Acero de baja aleación**	591	175	15	12	10
K	K1.1.C.NS	**Fundición maleable**	674	200	73	60	51
	K1.2.C.NS		1076	260	73	60	51
	K2.1.C.UT	**Fundición gris**	602	180	73	60	51
	K2.2.C.UT		825	245	61	50	43
	K2.3.C.UT		591	175	73	60	51
	K3.1.C.UT	**Fundición nodular**	518	155	73	60	51
	K3.2.C.UT		727	215	73	60	51
	K3.3.C.UT		885	265	61	50	43
	K3.4.C.UT		1114	330	49	40	34
	K3.5.C.UT		639	190	61	50	43
	K4.1.C.UT	**Fundición de grafito compactado**	533	160	55	45	38
	K4.2.C.UT		778	230	55	45	38
	K5.1.C.NS	**Fundición dúctil austemperizada**	1013	300	12	10	9
N	N1.3.C.UT	**Aleaciones con base de aluminio**	-	75	55	45	38

Valores en pulgadas

					T100-KM		
				ULDR(xTD)	1.5	2	3
ISO	**Núm. MC**	**Material**	**N/mm²**	**HB**		v_c pies/min	
P	P2.1.Z.AN	**Acero de baja aleación**	591	175	48	39	34
K	K1.1.C.NS	**Fundición maleable**	674	200	241	197	168
	K1.2.C.NS		1076	260	241	197	168
	K2.1.C.UT	**Fundición gris**	602	180	241	197	168
	K2.2.C.UT		825	245	201	164	140
	K2.3.C.UT		591	175	241	197	168
	K3.1.C.UT	**Fundición nodular**	518	155	241	197	168
	K3.2.C.UT		727	215	241	197	168
	K3.3.C.UT		885	265	201	164	140
	K3.4.C.UT		1114	330	161	131	112
	K3.5.C.UT		639	190	201	164	140
	K4.1.C.UT	**Fundición de grafito compactado**	533	160	181	148	126
	K4.2.C.UT		778	230	181	148	126
	K5.1.C.NS	**Fundición dúctil austemperizada**	1013	300	40	33	28
N	N1.3.C.UT	**Aleaciones con base de aluminio**	-	75	181	148	126

CoroTap - Optimizados

CoroTap™ 100

Valores métricos

					E416		T101 T120		
					ULDR(xTD)				
					1.5	2	1.5	2	3
ISO	**Núm. MC**	**Material**	**N/mm²**	**HB**	*v*c m/min		*v*c m/min		
K	K1.1.C.NS	**Fundición maleable**	674	200	18	15	79	65	55
	K2.1.C.UT	**Fundición gris**	602	180	18	15	79	65	55
	K2.2.C.UT		825	245	10	8	63	52	44
	K2.3.C.UT		591	175	18	15	79	65	55
	K3.1.C.UT	**Fundición nodular**	518	155	18	15	79	65	55
	K3.2.C.UT		727	215	18	15	79	65	55
	K3.3.C.UT		885	265	18	15	63	52	44
	K3.5.C.UT		639	190	18	15	63	52	44
	K5.1.C.NS	**Fundición dúctil austemperizada**	1013	300	10	8	16	13	11

					T100-NM					
					ULDR(xTD)					
					1.5	2	3	1.5	2	3
ISO	**Núm. MC**	**Material**	**N/mm²**	**HB**	*v*c m/min			*v*c m/min		
N	N1.2.Z.UT	**Aleaciones con base de aluminio**	-	60	43	35	30	43	35	30
	N1.2.Z.AG		-	100	43	35	30	43	35	30
	N1.3.C.UT		-	75	43	35	30	43	35	30
	N1.3.C.AG		-	90	24	20	17	24	20	17
	N1.4.C.NS		-	130	18	15	13	18	15	13

Valores en pulgadas

					E416		T101 T120		
					ULDR(xTD)				
					1.5	2	1.5	2	3
ISO	**Núm. MC**	**Material**	**N/mm²**	**HB**	v_c pies/min		v_c pies/min		
K	K1.1.C.NS	**Fundición maleable**	674	200	60	49	260	215	180
	K2.1.C.UT	**Fundición gris**	602	180	60	49	260	215	180
	K2.2.C.UT		825	245	32	26	205	170	145
	K2.3.C.UT		591	175	60	49	260	215	180
	K3.1.C.UT	**Fundición nodular**	518	155	60	49	260	215	180
	K3.2.C.UT		727	215	60	49	260	215	180
	K3.3.C.UT		885	265	60	49	205	170	145
	K3.5.C.UT		639	190	60	49	205	170	145
	K5.1.C.NS	**Fundición dúctil austemperizada**	1013	300	32	26	52	43	36

					T100-NM					
					ULDR(xTD)					
					1.5	2	3	1.5	2	3
ISO	**Núm. MC**	**Material**	**N/mm²**	**HB**	v_c pies/min			v_c pies/min		
N	N1.2.Z.UT	**Aleaciones con base de aluminio**	-	60	140	115	98	140	115	98
	N1.2.Z.AG		-	100	140	115	98	140	115	98
	N1.3.C.UT		-	75	140	115	98	140	115	98
	N1.3.C.AG		-	90	80	66	56	80	66	56
	N1.4.C.NS		-	130	60	49	42	60	49	42

CoroTap - Optimizados

CoroTap™ 200

Valores métricos

					E324 E326 E854 E855 E874 E875			EP03P EP03PA EP13P EP13PA EP23PA EP33PA			EP09P EP29PA EP39PA		
				ULDR(xTD)	1.5	2	3	1.5	2	3	1.5	2	3
ISO	Núm. MC	Material	N/mm²	HB	vc m/min			vc m/min			vc m/min		
P	P1.1.Z.HT	Acero no aleado	639	190	-	-	-	55	45	38	55	45	38
	P1.2.Z.AN		639	190	-	-	-	55	45	38	55	45	38
	P1.2.Z.HT		708	210	-	-	-	43	35	30	55	45	38
	P1.3.Z.AN		639	190	-	-	-	55	45	38	55	45	38
	P1.3.Z.HT		1013	300	21	17	15	31	25	21	43	35	30
	P1.5.C.UT		503	150	-	-	-	55	45	38	55	45	38
	P2.1.Z.AN	Acero de baja aleación	591	175	-	-	-	55	45	38	55	45	38
	P2.2.Z.AN		811	240	-	-	-	43	35	30	55	45	38
	P2.3.Z.AN		867	260	21	17	15	31	25	21	43	35	30
	P2.5.Z.HT.1		961	285	21	17	15	31	25	21	43	35	30
	P2.6.C.UT		674	200	-	-	-	43	35	30	55	45	38
	P3.0.Z.AN	Acero de alta aleación	674	200	-	-	-	43	35	30	55	45	38
	P3.0.Z.HT.1		1282	380	13	11	9	-	-	-	-	-	-
	P3.1.Z.AN		839	250	-	-	-	43	35	30	55	45	38
	P5.0.Z.HT.1	Acero inoxidable ferrítico/martensítico	1114	330	-	-	-	43	35	30	55	45	38

					E344 E345 E364			E454 E455 E852 E872 E873		
				ULDR(xTD)	1.5	2	3	1.5	2	3
ISO	Núm. MC	Material	N/mm²	HB	vc m/min			vc m/min		
P	P1.3.Z.HT	Acero no aleado	1013	300	12	10	9	21	17	15
	P2.3.Z.AN	Acero de baja aleación	867	260	12	10	9	21	17	15
	P2.5.Z.HT.1		1114	285	12	10	9	21	17	15
	P3.0.Z.HT.1	Acero de alta aleación	1282	380	6	5	4	13	11	9
	P5.0.Z.PH	Acero inoxidable ferrítico/martensítico	1112	330	6	5	4	7	6	5
M	M1.0.C.UT	Acero inoxidable austenítico	674	200	9	7	6	12	10	9
	M1.0.Z.AQ		674	200	9	7	6	12	10	9
	M1.0.Z.PH		1013	300	6	5	4	7	6	5
	M2.0.C.AQ	Acero inoxidable superaustenítico	674	200	9	7	6	12	10	9
	M2.0.Z.AQ		674	200	9	7	6	12	10	9
	M3.1.Z.AQ	Acero inoxidable dúplex	778	230	6	5	4	7	6	5
	M3.2.Z.AQ		867	260	6	5	4	7	6	5
	M3.1.C.AQ		778	230	6	5	4	7	6	5
	M3.2.C.AQ		867	260	6	5	4	7	6	5

					T200-NM B150			T200-NM B125			T200-NM D150		
				ULDR(xTD)	1.5	2	3	1.5	2	3	1.5	2	3
ISO	Núm. MC	Material	N/mm²	HB	vc m/min			vc m/min			vc m/min		
N	N1.2.Z.UT	Aleaciones con base de aluminio	-	60	43	35	30	55	45	38	43	35	30
	N1.2.Z.AG		-	100	43	35	30	55	45	38	43	35	30
	N1.3.C.UT		-	75	43	35	30	55	45	38	43	35	30
	N1.3.C.AG		-	90	24	20	17	37	30	26	24	20	17
	N1.4.C.NS		-	130	18	15	13	24	20	17	18	15	13
	N3.3.U.UT	Aleaciones con base de cobre	-	110	37	30	26	55	45	38	37	30	26
	N3.1.U.UT		-	100	15	12	10	22	18	15	15	12	10

CoroTap - Optimizados

CoroTap™ 200

Valores en pulgadas

					E324 E326 E854 E855 E874 E875			EP03P EP03PA EP13P EP13PA EP23PA EP33PA			EP09P EP29PA EP39PA		
				ULDR(xTD)	1.5	2	3	1.5	2	3	1.5	2	3
ISO	**Núm. MC**	**Material**	**N/mm²**	**HB**	v_c pies/min			v_c pies/min			v_c pies/min		
P	P1.1.Z.HT	**Acero no aleado**	639	190	-	-	-	181	148	126	181	148	126
	P1.2.Z.AN		639	190	-	-	-	181	148	126	181	148	126
	P1.2.Z.HT		708	210	-	-	-	140	115	98	181	148	126
	P1.3.Z.AN		639	190	-	-	-	181	148	126	181	148	126
	P1.3.Z.HT		1013	300	68	56	48	100	82	70	140	115	98
	P1.5.C.UT		503	150	-	-	-	181	148	126	181	148	126
	P2.1.Z.AN	**Acero de baja aleación**	591	175	-	-	-	181	148	126	181	148	126
	P2.2.Z.AN		811	240	-	-	-	140	115	98	181	148	126
	P2.3.Z.AN		867	260	68	56	48	100	82	70	140	115	98
	P2.5.Z.HT.1		961	285	68	56	48	100	82	70	140	115	98
	P2.6.C.UT		674	200	-	-	-	140	115	98	181	148	126
	P3.0.Z.AN	**Acero de alta aleación**	674	200	-	-	-	140	115	98	181	148	126
	P3.0.Z.HT.1		1282	380	44	36	31	-	-	-	-	-	-
	P3.1.Z.AN		839	250	-	-	-	140	115	98	181	148	126
	P5.0.Z.HT.1	**Acero inoxidable ferrítico/martensítico**	1114	330	-	-	-	140	115	98	181	148	126

					E344 E345 E364			E454 E455 E852 E872 E873		
				ULDR(xTD)	1.5	2	3	1.5	2	3
ISO	**Núm. MC**	**Material**	**N/mm²**	**HB**	v_c pies/min			v_c pies/min		
P	P1.3.Z.HT	**Acero no aleado**	1013	300	40	33	28	68	56	48
	P2.3.Z.AN	**Acero de baja aleación**	867	260	40	33	28	68	56	48
	P2.5.Z.HT.1		1114	285	40	33	28	68	56	48
	P3.0.Z.HT.1	**Acero de alta aleación**	1282	380	20	16	14	44	36	31
	P5.0.Z.PH	**Acero inoxidable ferrítico/martensítico**	1112	330	20	16	14	24	20	17
M	M1.0.C.UT	**Acero inoxidable austenítico**	674	200	28	23	20	40	33	28
	M1.0.Z.AQ		674	200	28	23	20	40	33	28
	M1.0.Z.PH		1013	300	20	16	14	24	20	17
	M2.0.Z.AQ	**Acero inoxidable superaustenítico**	778	200	28	23	20	40	33	28
	M2.0.C.AQ		867	200	28	23	20	40	33	28
	M3.1.Z.AQ	**Acero inoxidable dúplex**	674	200	20	16	14	24	20	17
	M3.2.Z.AQ		674	200	20	16	14	24	20	17
	M3.1.C.AQ		778	230	20	16	14	24	20	17
	M3.2.C.AQ		867	260	20	16	14	24	20	17

					T200-NM B150			T200-NM B125			T200-NM D150		
				ULDR(xTD)	1.5	2	3	1.5	2	3	1.5	2	3
ISO	**Núm. MC**	**Material**	**N/mm²**	HB	v_c pies/min			v_c pies/min			v_c pies/min		
N	N1.2.Z.UT	**Aleaciones con base de aluminio**	-	60	140	115	98	181	148	126	140	115	98
	N1.2.Z.AG		-	100	140	115	98	181	148	126	140	115	98
	N1.3.C.UT		-	75	140	115	98	181	148	126	140	115	98
	N1.3.C.AG		-	90	80	66	56	120	98	84	80	66	56
	N1.4.C.NS		-	130	60	49	42	80	66	56	60	49	42
	N3.3.U.UT	**Aleaciones con base de cobre**	-	110	120	98	84	181	148	126	120	98	84
	N3.1.U.UT		-	100	48	39	34	72	59	51	48	39	34

CoroTap - Optimizados

CoroTap™ 200

Valores métricos

				T200-SD	
			ULDR	1.5	2
ISO	**MC-Code**	**Material**	**HB**	v_c m/min	
S	S1.0.U.AN	Superaleaciones termorresistentes	200	7	6
	S1.0.U.AG		280	5	4
	S2.0.Z.AN	Aleaciones con base de níquel	250	7	6
	S2.0.Z.AG		350	2	2
	S2.0.Z.UT		275	5	4
	S2.0.C.NS		320	5	4
	S3.0.Z.AN	Aleaciones con base de cobalto	200	5	4
	S3.0.Z.AG		300	2	2
	S3.0.C.NS		320	5	4

Valores en pulgadas

				T200-SD	
			ULDR	1.5	2
ISO	**MC-Code**	**Material**	**HB**	v_c pie/min	
S	S1.0.U.AN	Superaleaciones termorresistentes	200	23	20
	S1.0.U.AG		280	17	14
	S2.0.Z.AN	Aleaciones con base de níquel	250	23	20
	S2.0.Z.AG		350	7	7
	S2.0.Z.UT		275	17	14
	S2.0.C.NS		320	17	14
	S3.0.Z.AN	Aleaciones con base de cobalto	200	17	14
	S3.0.Z.AG		300	7	7
	S3.0.C.NS		320	17	14

CoroTap - herramientas optimizadas para materiales específicos

Valores métricos

				T200-SM	
			ULDR	1.5	2
ISO	**MC-Code**	**Material**	**HB**	v_c m/min	
S	S4.1.Z.UT	Aleaciones de titanio	200	7	6
	S4.2.Z.AN		320	7	6
	S4.3.Z.AN		330	5	4
	S4.3.Z.AG		375	5	4
	S4.4.Z.AN		330	5	4
	S4.4.Z.AG		410	5	4

Versión en pulgadas

				T200-SM	
			ULDR	1.5	2
ISO	**MC-Code**	**Material**	**HB**	pies m/min	
S	S4.1.Z.UT	Aleaciones de titanio	200	23	20
	S4.2.Z.AN		320	23	20
	S4.3.Z.AN		330	17	14
	S4.3.Z.AG		375	17	14
	S4.4.Z.AN		330	17	14
	S4.4.Z.AG		410	17	14

CoroTap - Optimizados

CoroTap™ 300

Valores métricos

					E314 E316 E864 E865 E884 E885			EX03P EX03PA EX13P EX13PA EX23PA EX33PA			EX09P EX29PA EX39PA		
					ULDR(xTD)	1.5	2	3	1.5	2	3	1.5	2	3
ISO	**Núm. MC**	**Material**	**N/mm²**	**HB**	*v*c m/min				*v*c m/min			*v*c m/min		
P	P1.1.Z.HT	**Acero no aleado**	639	190	-	-	-	49	40	34	55	45	38
	P1.2.Z.AN		639	190	-	-	-	49	40	34	55	45	38
	P1.2.Z.HT		708	210	-	-	-	37	30	26	49	40	34
	P1.3.Z.AN		639	190	-	-	-	49	40	34	55	45	38
	P1.3.Z.HT		1013	300	21	17	15	24	20	17	37	30	26
	P1.5.C.UT		503	150	-	-	-	49	40	34	55	45	38
	P2.1.Z.AN	**Acero de baja aleación**	591	175	-	-	-	49	40	34	55	45	38
	P2.2.Z.AN		811	240	-	-	-	37	30	26	49	40	34
	P2.3.Z.AN		867	260	21	17	15	24	20	17	37	30	26
	P2.5.Z.HT.1		961	285	21	17	15	24	20	17	37	30	26
	P2.6.C.UT		674	200	-	-	-	37	30	26	49	40	34
	P3.0.Z.AN	**Acero de alta aleación**	674	200	-	-	-	37	30	26	49	40	34
	P3.0.Z.HT.1		1282	380	13	11	9	-	-	-	-	-	-
	P3.1.Z.AN		839	250	-	-	-	37	30	26	49	40	34
	P5.0.Z.HT.1	**Acero inoxidable ferrítico/martensítico**	1114	330	-	-	-	37	30	26	49	40	34

					E047			E404 E862 E882 E883 E048			E346 E347 E362 E363 E095		E069 E079			E736 E738
					ULDR(xTD)	1.5	2	3	1.5	2	3	1.5	2	1.5	2	3	1.5
ISO	**Núm. MC**	**Material**	**N/mm²**	**HB**	*v*c m/min				*v*c m/min			*v*c m/min		*v*c m/min			*v*c m/min
P	P1.3.Z.HT	**Acero no aleado**	1013	300	12	10	9	16	13	11	12	10	12	10	9	-
	P2.3.Z.AN	**Acero de baja aleación**	867	260	12	10	9	16	13	11	12	10	12	10	9	-
	P2.5.Z.HT.1		1114	285	12	10	9	16	13	11	12	10	12	10	9	-
	P3.0.Z.HT.1	**Acero de alta aleación**	1282	380	6	5	4	13	11	9	6	5	6	5	4	-
	P5.0.Z.PH	**Acero inoxidable ferrítico/martensítico**	1114	330	6	5	4	7	6	5	6	5	5	4	3	4
M	M1.0.C.UT	**Acero inoxidable austenítico**	674	200	9	7	6	12	10	9	9	7	7	6	5	4
	M1.0.Z.AQ		674	200	9	7	6	12	10	9	9	7	7	6	5	4
	M1.0.Z.PH		1013	300	6	5	4	7	6	5	6	5	-	-	-	-
	M2.0.C.AQ	**Acero inoxidable superaustenítico**	674	200	9	7	6	12	10	9	9	7	7	6	5	4
	M2.0.Z.AQ		674	200	9	7	6	12	10	9	9	7	7	6	5	4
	M3.1.Z.AQ	**Acero inoxidable dúplex**	778	230	6	5	4	7	6	5	6	5	5	4	3	4
	M3.2.Z.AQ		867	260	6	5	4	7	6	5	6	5	5	4	3	4
	M3.1.C.AQ		778	230	6	5	4	7	6	5	6	5	5	4	3	4
	M3.2.C.AQ		867	260	6	5	4	7	6	5	6	5	5	4	3	4

CoroTap - Optimizados

CoroTap™ 300

Valores en pulgadas

					E314 E316 E864 E865 E884 E885			EX03P EX03PA EX13P EX13PA EX23PA EX33PA			EX09P EX29PA EX39PA		
				ULDR(xTD)	1.5	2	3	1.5	2	3	1.5	2	3
ISO	**Núm. MC**	**Material**	**N/mm²**	**HB**	v_c pies/min			v_c pies/min			v_c pies/min		
P	P1.1.Z.AN	**Acero no aleado**	428	125	-	-	-	-	-	-	-	-	-
	P1.1.Z.HT		639	190	-	-	-	161	131	112	181	148	126
	P1.2.Z.AN		639	190	-	-	-	161	131	112	181	148	126
	P1.2.Z.HT		708	210	-	-	-	120	98	84	161	131	112
	P1.3.Z.AN		639	190	-	-	-	161	131	112	181	148	126
	P1.3.Z.HT		1013	300	68	56	48	80	66	56	120	98	84
	P1.5.C.UT		503	150	-	-	-	161	131	112	181	148	126
	P2.1.Z.AN	**Acero de baja aleación**	591	175	-	-	-	161	131	112	181	148	126
	P2.2.Z.AN		811	240	-	-	-	120	98	84	161	131	112
	P2.3.Z.AN		867	260	68	56	48	80	66	56	120	98	84
	P2.5.Z.HT.1		961	285	68	56	48	80	66	56	120	98	84
	P2.6.C.UT		674	200	-	-	-	120	98	84	161	131	112
	P3.0.Z.AN	**Acero de alta aleación**	674	200	-	-	-	120	98	84	161	131	112
	P3.0.Z.HT.1		1282	380	44	36	31	-	-	-	-	-	-
	P3.1.Z.AN		839	250	-	-	-	120	98	84	161	131	112
	P5.0.Z.AN	**Acero inoxidable ferrítico/martensítico**	674	200	-	-	-	-	-	-	-	-	-
	P5.0.Z.PH		1114	330	-	-	-	-	-	-	-	-	-
	P5.0.Z.HT.1		1114	330	-	-	-	120	98	84	161	131	112
	P5.0.C.UT		839	200	-	-	-	-	-	-	-	-	-
	P5.0.C.HT		1114	330	-	-	-	-	-	-	-	-	-

					E047			E404 E862 E882 E883 E048			E346 E347 E362 E363 E095		E069 E079			E736 E738
				ULDR(xTD)	1.5	2	3	1.5	2	3	1.5	2	1.5	2	3	1.5
ISO	**Núm. MC**	**Material**	**N/mm²**	**HB**	v_c pies/min			v_c pies/min			v_c pies/min		v_c pies/min			v_c pies/min
P	P1.3.Z.HT	**Acero no aleado**	1013	300	40	33	28	52	43	36	40	33	40	33	28	-
	P2.3.Z.AN	**Acero de baja aleación**	867	260	40	33	28	52	43	36	40	33	40	33	28	-
	P2.5.Z.HT.1		1114	285	40	33	28	52	43	36	40	33	40	33	28	-
	P3.0.Z.HT.1	**Acero de alta aleación**	1282	380	20	16	14	44	36	31	20	16	20	16	14	-
	P5.0.Z.PH	**Acero inoxidable ferrítico/martensítico**	1114	330	20	16	14	24	20	17	20	16	16	13	11	12
M	M1.0.C.UT	**Acero inoxidable austenítico**	674	200	28	23	20	40	33	28	28	23	24	20	17	12
	M1.0.Z.AQ		674	200	28	23	20	40	33	28	28	23	24	20	17	12
	M1.0.Z.PH		1013	300	20	16	14	24	20	17	20	16	-	-	-	-
	M2.0.C.AQ	**Acero inoxidable superaustenítico**	674	200	28	23	20	40	33	28	28	23	24	20	17	12
	M2.0.Z.AQ		674	200	28	23	20	40	33	28	28	23	24	20	17	12
	M3.1.Z.AQ	**Acero inoxidable dúplex**	778	230	20	16	14	24	20	17	20	16	16	13	11	12
	M3.2.Z.AQ		867	260	20	16	14	24	20	17	20	16	16	13	11	12
	M3.1.C.AQ		778	230	20	16	14	24	20	17	20	16	16	13	11	12
	M3.2.C.AQ		867	260	20	16	14	24	20	17	20	16	16	13	11	12

CoroTap - Optimizados

CoroTap™ 300

Valores métricos

					T105		T106		
				ULDR(xTD)	1.5	2	1.5	2	3
ISO	**Núm. MC**	**Material**	**N/mm²**	**HB**	*v*c m/min		*v*c m/min		
K	K1.1.C.NS	**Fundición maleable**	674	200	31	25	31	25	21
	K2.1.C.UT	**Fundición gris**	602	180	49	40	49	40	34
	K2.2.C.UT		825	245	18	15	18	15	13
	K2.3.C.UT		591	175	31	25	31	25	21
	K3.1.C.UT	**Fundición nodular**	518	155	31	25	31	25	21
	K3.2.C.UT		727	215	31	25	31	25	21
	K3.3.C.UT		885	265	31	25	31	25	21
	K3.5.C.UT		639	190	31	25	31	25	21
	K5.1.C.NS	**Fundición dúctil austemperizada**	1013	300	18	15	18	15	13

					T300-NM D150			T300-NM D125			T300-NM B150		
				ULDR(xTD)	1.5	2	3	1.5	2	3	1.5	2	3
ISO	**Núm. MC**	**Material**	**N/mm²**	**HB**	*v*c m/min			*v*c m/min			*v*c m/min		
N	N1.2.Z.UT	**Aleaciones con base de aluminio**	-	60	43	35	30	55	45	38	43	35	30
	N1.2.Z.AG		-	100	43	35	30	55	45	38	43	35	30
	N1.3.C.UT		-	75	43	35	30	55	45	38	43	35	30
	N1.3.C.AG		-	90	24	20	17	37	30	26	24	20	17
	N1.4.C.NS		-	130	18	15	13	24	20	17	-	-	-
	N3.3.U.UT	**Aleaciones con base de cobre**	-	110	37	30	26	55	45	38	-	-	-
	N3.1.U.UT		-	100	15	12	10	22	18	15	15	12	10

CoroTap - Optimizados

CoroTap™ 300

Valores en pulgadas

					T105		T106		
					ULDR(xTD)	1.5	2	1,5	2	3
ISO	**Núm. MC**	**Material**	**N/mm²**	**HB**	v_c pies/min			v_c pies/min		
K	K1.1.C.NS	Fundición maleable	674	200	100	82	100	82	70
	K2.1.C.UT	Fundición gris	602	180	161	131	161	131	112
	K2.2.C.UT		825	245	60	49	60	49	42
	K2.3.C.UT		591	175	100	82	100	82	70
	K3.1.C.UT	Fundición nodular	518	155	100	82	100	82	70
	K3.2.C.UT		727	215	100	82	100	82	70
	K3.3.C.UT		885	265	100	82	100	82	70
	K3.5.C.UT		639	190	100	82	100	82	70
	K5.1.C.NS	Fundición dúctil austemperizada	1013	300	60	49	60	49	42

					T300-NM D150			T300-NM D125			T300-NM B150		
					ULDR(xTD)	1.5	2	3	1.5	2	3	1.5	2	3
ISO	**Núm. MC**	**Material**	**N/mm²**	**HB**	v_c pies/min				v_c pies/min			v_c pies/min		
N	N1.2.Z.UT	**Aleaciones con base de aluminio**	-	60	140	115	98	181	148	126	140	115	98
	N1.2.Z.AG		-	100	140	115	98	181	148	126	140	115	98
	N1.3.C.UT		-	75	140	115	98	181	148	126	140	115	98
	N1.3.C.AG		-	90	80	66	56	120	98	84	80	66	56
	N1.4.C.NS		-	130	60	49	42	80	66	56	-	-	-
	N3.3.U.UT	**Aleaciones con base de cobre**	-	110	120	98	84	181	148	126	-	-	-
	N3.1.U.UT		-	100	48	39	34	72	59	51	48	39	34

CoroTap - Optimizados

CoroTap™ 300

Valores métricos

				T300-SD	
			ULDR	1.5	
ISO	**Núm. MC**	**Material**	**HB**	vc m/min	
S	S1.0.U.AN	Superaleaciones termorresistentes	200	7	
	S1.0.U.AG		280	5	
	S2.0.Z.AN	Aleaciones con base de níquel	250	5	
	S2.0.Z.AG		350	3	
	S2.0.Z.UT		275	5	
	S2.0.C.NS		320	3	

Versión en pulgadas

				T300-SD	
			ULDR	1.5	
ISO	**Núm. MC**	**Material**	**HB**	pies m/min	
S	S1.0.U.AN	Superaleaciones termorresistentes	200	23	
	S1.0.U.AG		280	17	
	S2.0.Z.AN	Aleaciones con base de níquel	250	17	
	S2.0.Z.AG		350	10	
	S2.0.Z.UT		275	17	
	S2.0.C.NS		320	10	

Valores métricos

				T300-SM	
			ULDR	1.5	2
ISO	**Núm. MC**	**Material**	**HB**	vc m/min	
S	S4.1.Z.UT	Aleaciones de titanio	200	10	8
	S4.2.Z.AN		320	6	5
	S4.3.Z.AN		330	6	5
	S4.3.Z.AG		375	5	4
	S4.4.Z.AN		330	5	4
	S4.4.Z.AG		410	5	4

Versión en pulgadas

				T300-SM	
			ULDR	1.5	2
ISO	**Núm. MC**	**Material**	**HB**	pies m/min	
S	S4.1.Z.UT	Aleaciones de titanio	200	33	27
	S4.2.Z.AN		320	20	17
	S4.3.Z.AN		330	20	17
	S4.3.Z.AG		375	17	14
	S4.4.Z.AN		330	17	14
	S4.4.Z.AG		410	17	14

CoroTap - Optimizados

CoroTap™ 400

Valores métricos

					T400-NM		
				ULDR(xTD)	1.5	2	3
ISO	**Núm. MC**	**Material**	**N/mm²**	**HB**	*vc* m/min		
N	N1.2.Z.UT	**Aleaciones con base de aluminio**	-	60	67	55	47
	N1.2.Z.AG		-	100	67	55	47
	N1.3.C.UT		-	75	67	55	47
	N1.3.C.AG		-	90	49	40	34
	N3.1.U.UT	**Aleaciones con base de cobre**	-	100	31	25	21

Valores en pulgadas

					T400-NM		
				ULDR(xTD)	1.5	2	3
ISO	**Núm. MC**	**Material**	**N/mm²**	**HB**	v_c pies/min		
N	N1.2.Z.UT	**Aleaciones con base de aluminio**	-	60	221	180	154
	N1.2.Z.AG		-	100	221	180	154
	N1.3.C.UT		-	75	221	180	154
	N1.3.C.AG		-	90	161	131	112
	N3.1.U.UT	**Aleaciones con base de cobre**	-	100	100	82	70

Valores métricos

					T400-PM		
				ULDR (xTD)	1.5	2.0	3.0
ISO	**Núm. MC**	**Material**	**N/mm²**	**HB**	v_c m/min		
P	P1.1.Z.AN	Acero no aleado	428	125	40	33	28
	P1.1.Z.HT		639	190	36	30	26
	P1.2.Z.AN		639	190	33	27	23
	P1.2.Z.HT		708	210	29	24	21
	P1.3.Z.AN		639	190	33	27	23
	P1.3.Z.HT		1013	300	15	12	10
	P2.1.Z.AN	Acero de baja aleación	591	175	33	27	23
	P2.2.Z.AN		811	240	29	24	21
	P2.3.Z.AN		867	260	15	12	10
	P2.5.Z.HT.1		961	285	15	12	10
	P3.0.Z.AN	Acero de alta aleación	674	200	29	24	21
	P3.1.Z.AN		839	250	29	24	21
	P1.5.C.UT	Acero fundido	503	150	33	27	23
	P2.6.C.UT		674	200	29	24	21
	P1.5.C.UT	Acero inoxidable ferrítico/ martensítico	1114	330	29	24	21
	P2.6.C.UT		1114	330	8	6	5

Valores en pulgadas

					T400-PM		
				ULDR (xTD)	1.5	2.0	3.0
ISO	**Núm. MC**	**Material**	**N/mm²**	**HB**	v_c pie/min		
P	P1.1.Z.AN	Acero no aleado	428	125	132	108	93
	P1.1.Z.HT		639	190	120	99	84
	P1.2.Z.AN		639	190	108	89	76
	P1.2.Z.HT		708	210	96	78	68
	P1.3.Z.AN		639	190	108	89	76
	P1.3.Z.HT		1013	300	48	40	34
	P2.1.Z.AN	Acero de baja aleación	591	175	108	89	76
	P2.2.Z.AN		811	240	96	78	68
	P2.3.Z.AN		867	260	48	40	34
	P2.5.Z.HT.1		961	285	48	40	34
	P3.0.Z.AN	Acero de alta aleación	674	200	96	78	68
	P3.1.Z.AN		839	250	96	78	68
	P1.5.C.UT	Acero fundido	503	150	108	89	76
	P2.6.C.UT		674	200	96	78	68
	P1.5.C.UT	Acero inoxidable ferrítico/ martensítico	1114	330	96	78	68
	P2.6.C.UT		1114	330	24	20	17

Escariado

V

Versátiles

CoroReamer™ 435 D2
Para múltiples materiales D3-D4

O

Optimizadas

CoroReamer™ 835 D5
Para acero D6-D7
Para acero inoxidable D9-D10

CoroReamer™ 830 D11
Cabeza de metal duro integral D12
Adaptador D13

C

Herramientas personalizadas especiales

E8

CoroReamer™ 435

Escariador flexible y de alto rendimiento, adecuado para una amplia gama de materiales

Ventajas y características

- Gran productividad por sus altos parámetros de corte
- Uniformidad y productividad, ahorro de tiempo y costes
- Excelente acabado superficial de la pieza
- Concentricidad uniforme para conseguir una mayor duración de la herramienta y precisión dimensional
- Gran estabilidad por su cuerpo de metal duro
- El refrigerante interior mejora la evacuación de la viruta y reduce el desgaste

V C

Área de aplicación ISO:

P K N

www.sandvik.coromant.com/cororeamer435

Herramientas **versátiles** desarrolladas para un rendimiento elevado y un mecanizado seguro en materiales, aplicaciones, tamaños y formas de componente diferentes, que ofrecen un máximo aprovechamiento de la máquina.

Geometría de desahogo con espaciado entre desahogos extremadamente irregular

Un espaciado de canal extremadamente irregular significa que la división no es la misma para cada diente. Dado que no hay dos dientes diametralmente opuestos, el escariador produce un agujero con una variante de redondez optimizada.

Agujero pasante

Agujero ciego

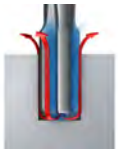

E14

SANDVIK Coromant

SPA

Escariador de metal duro integral CoroReamer™ 435

Para múltiples materiales

Para agujeros ciegos

CNSC 1
CXSC 1
SUBSTRATE HF

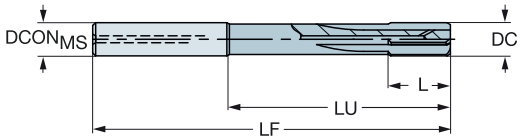

						P	K	N	Dimensiones, mm, pulg.													
DC	DC"	LU	LU"	CZC_{MS}	Código de pedido	H10F	H10F	H10F	$DCON_{MS}$	$DCON_{MS}$"	OAL	OAL"	LCF	LCF"	L	L"	LF	LF"	APMX	APMX"	PHD	PHD"	BSG
4.00	.157	39.00	1.535	6	435.B-0400-A1-XF	★	★	★	6.00	.236	75.00	2.953	15.60	.614	12.00	.472	74.40	2.929	0.3	.012	3.80	.150	COROMANT
4.01	.158	39.00	1.535	6	435.B-0401-A1-XF	★	★	★	6.00	.236	75.00	2.953	15.60	.614	12.00	.472	74.40	2.929	0.3	.012	3.80	.150	COROMANT
4.50	.177	39.00	1.535	6	435.B-0450-A1-XF	★	★	★	6.00	.236	75.00	2.953	15.60	.614	12.00	.472	74.32	2.926	0.3	.012	4.30	.169	COROMANT
5.00	.197	39.00	1.535	6	435.B-0500-A1-XF	★	★	★	6.00	.236	75.00	2.953	15.60	.614	12.00	.472	74.25	2.923	0.3	.012	4.80	.189	COROMANT
5.01	.197	39.00	1.535	6	435.B-0501-A1-XF	★	★	★	6.00	.236	75.00	2.953	15.60	.614	12.00	.472	74.25	2.923	0.3	.012	4.80	.189	COROMANT
6.00	.236	39.00	1.535	6	435.B-0600-A1-XF	★	★	★	6.00	.236	75.00	2.953	15.60	.614	12.00	.472	74.10	2.917	0.3	.012	5.80	.228	COROMANT
6.01	.237	39.00	1.535	6	435.B-0601-A1-XF	★	★	★	6.00	.236	75.00	2.953	15.60	.614	12.00	.472	74.10	2.917	0.3	.012	5.80	.228	COROMANT
7.00	.276	64.00	2.520	8	435.B-0700-A1-XF	★	★	★	8.00	.315	100.00	3.937	20.80	.819	16.00	.630	98.95	3.896	0.3	.012	6.80	.268	COROMANT
8.00	.315	64.00	2.520	8	435.B-0800-A1-XF	★	★	★	8.00	.315	100.00	3.937	20.80	.819	16.00	.630	98.80	3.890	0.3	.012	7.80	.307	COROMANT
8.01	.315	64.00	2.520	8	435.B-0801-A1-XF	★	★	★	8.00	.315	100.00	3.937	20.80	.819	16.00	.630	98.80	3.890	0.3	.012	7.80	.307	COROMANT
8.02	.316	64.00	2.520	8	435.B-0802-A1-XF	★	★	★	8.00	.315	100.00	3.937	20.80	.819	16.00	.630	98.79	3.889	0.3	.012	7.80	.307	COROMANT
10.00	.394	80.00	3.150	10	435.B-1000-A1-XF	★	★	★	10.00	.394	120.00	4.724	26.00	1.024	20.00	.787	118.50	4.665	0.3	.012	9.80	.386	COROMANT
10.01	.394	80.00	3.150	10	435.B-1001-A1-XF	★	★	★	10.00	.394	120.00	4.724	26.00	1.024	20.00	.787	118.50	4.665	0.3	.012	9.80	.386	COROMANT
12.00	.472	75.00	2.953	12	435.B-1200-A1-XF	★	★	★	12.00	.472	120.00	4.724	26.00	1.024	20.00	.787	118.20	4.654	0.3	.012	11.80	.465	COROMANT
12.03	.474	75.00	2.953	12	435.B-1203-A1-XF	★	★	★	12.00	.472	120.00	4.724	26.00	1.024	20.00	.787	118.19	4.653	0.3	.012	11.80	.465	COROMANT
13.00	.512	85.00	3.346	14	435.B-1300-A1-XF	★	★	★	14.00	.551	130.00	5.118	28.60	1.126	22.00	.866	128.05	5.041	0.3	.012	12.80	.504	COROMANT
14.00	.551	85.00	3.346	14	435.B-1400-A1-XF	★	★	★	14.00	.551	130.00	5.118	28.60	1.126	22.00	.866	127.90	5.035	0.3	.012	13.80	.543	COROMANT
15.00	.591	82.00	3.228	16	435.B-1500-A1-XF	★	★	★	16.00	.630	130.00	5.118	28.60	1.126	22.00	.866	127.75	5.030	0.3	.012	14.80	.583	COROMANT
16.00	.630	102.00	4.016	16	435.B-1600-A1-XF	★	★	★	16.00	.630	150.00	5.906	32.50	1.280	25.00	.984	147.60	5.811	0.3	.012	15.80	.622	COROMANT
17.00	.669	102.00	4.016	18	435.B-1700-A1-XF	★	★	★	18.00	.709	150.00	5.906	32.50	1.280	25.00	.984	147.45	5.805	0.3	.012	16.80	.661	COROMANT
18.00	.709	102.00	4.016	18	435.B-1800-A1-XF	★	★	★	18.00	.709	150.00	5.906	32.50	1.280	25.00	.984	147.30	5.799	0.3	.012	17.80	.701	COROMANT
20.00	.787	100.00	3.937	20	435.B-2000-A1-XF	★	★	★	20.00	.787	150.00	5.906	32.50	1.280	25.00	.984	146.99	5.787	0.3	.012	19.80	.780	COROMANT

Los diámetros redondos producen una tolerancia de agujero H7

Los diámetros con centesimales producen una tolerancia de agujero más estrecha debido a la fabricación de +0.004mm

D14 E9 E28 E14

Escariador de metal duro integral CoroReamer™ 435

Para múltiples materiales

Para agujeros pasantes

FHA	10°
CNSC	1
CXSC	2
SUBSTRATE	HF

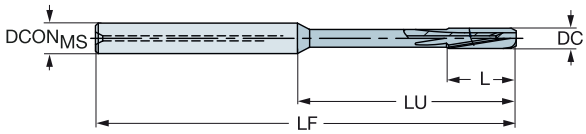

						P	K	N	Dimensiones, mm, pulg.												
DC	DC"	LU	LU"	CZC_{MS}	Código de pedido	H10F	H10F	H10F	$DCON_{MS}$	$DCON_{MS}$"	OAL	OAL"	LCF	LCF"	L	L"	LF	LF"	APMX	APMX"	PHD	PHD"	BSG
4.00	.157	39.00	1.535	6	435.T-0400-A1-XF	★	★	★	6.00	.236	75.00	2.953	15.60	.614	12.00	.472	74.40	2.929	0.3	.012	3.80	.150	COROMANT
5.00	.197	39.00	1.535	6	435.T-0500-A1-XF	★	★	★	6.00	.236	75.00	2.953	15.60	.614	12.00	.472	74.25	2.923	0.3	.012	4.80	.189	COROMANT
5.97	.235	39.00	1.535	6	435.T-0597-A1-XF	★	★	★	6.00	.236	75.00	2.953	15.60	.614	12.00	.472	74.10	2.917	0.3	.012	5.80	.228	COROMANT
6.00	.236	39.00	1.535	6	435.T-0600-A1-XF	★	★	★	6.00	.236	75.00	2.953	15.60	.614	12.00	.472	74.10	2.917	0.3	.012	5.80	.228	COROMANT
6.02	.237	39.00	1.535	6	435.T-0602-A1-XF	★	★	★	6.00	.236	75.00	2.953	15.60	.614	12.00	.472	74.10	2.917	0.3	.012	5.80	.228	COROMANT
6.50	.256	64.00	2.520	8	435.T-0650-A1-XF	★	★	★	8.00	.315	100.00	3.937	20.80	.819	16.00	.630	99.02	3.898	0.3	.012	6.30	.248	COROMANT
7.00	.276	64.00	2.520	8	435.T-0700-A1-XF	★	★	★	8.00	.315	100.00	3.937	20.80	.819	16.00	.630	98.95	3.896	0.3	.012	6.80	.268	COROMANT
8.00	.315	64.00	2.520	8	435.T-0800-A1-XF	★	★	★	8.00	.315	100.00	3.937	20.80	.819	16.00	.630	98.80	3.890	0.3	.012	7.80	.307	COROMANT
9.00	.354	60.00	2.362	10	435.T-0900-A1-XF	★	★	★	10.00	.394	100.00	3.937	26.00	1.024	20.00	.787	98.65	3.884	0.3	.012	8.80	.346	COROMANT
9.50	.374	80.00	3.150	10	435.T-0950-A1-XF	★	★	★	10.00	.394	120.00	4.724	26.00	1.024	20.00	.787	118.57	4.668	0.3	.012	9.30	.366	COROMANT
9.98	.393	80.00	3.150	10	435.T-0998-A1-XF	★	★	★	10.00	.394	120.00	4.724	26.00	1.024	20.00	.787	118.50	4.665	0.3	.012	9.80	.386	COROMANT
10.00	.394	80.00	3.150	10	435.T-1000-A1-XF	★	★	★	10.00	.394	120.00	4.724	26.00	1.024	20.00	.787	118.50	4.665	0.3	.012	9.80	.386	COROMANT
10.01	.394	80.00	3.150	10	435.T-1001-A1-XF	★	★	★	10.00	.394	120.00	4.724	26.00	1.024	20.00	.787	118.50	4.665	0.3	.012	9.80	.386	COROMANT
10.02	.394	80.00	3.150	10	435.T-1002-A1-XF	★	★	★	10.00	.394	120.00	4.724	26.00	1.024	20.00	.787	118.49	4.665	0.3	.012	9.80	.386	COROMANT
11.00	.433	75.00	2.953	12	435.T-1100-A1-XF	★	★	★	12.00	.472	120.00	4.724	26.00	1.024	20.00	.787	118.35	4.659	0.3	.012	10.80	.425	COROMANT
11.97	.471	75.00	2.953	12	435.T-1197-A1-XF	★	★	★	12.00	.472	120.00	4.724	26.00	1.024	20.00	.787	118.20	4.654	0.3	.012	11.80	.465	COROMANT
12.00	.472	75.00	2.953	12	435.T-1200-A1-XF	★	★	★	12.00	.472	120.00	4.724	26.00	1.024	20.00	.787	118.20	4.654	0.3	.012	11.80	.465	COROMANT
13.00	.512	85.00	3.346	14	435.T-1300-A1-XF	★	★	★	14.00	.551	130.00	5.118	28.60	1.126	22.00	.866	128.05	5.041	0.3	.012	12.80	.504	COROMANT
14.00	.551	85.00	3.346	14	435.T-1400-A1-XF	★	★	★	14.00	.551	130.00	5.118	28.60	1.126	22.00	.866	127.90	5.035	0.3	.012	13.80	.543	COROMANT
15.00	.591	82.00	3.228	16	435.T-1500-A1-XF	★	★	★	16.00	.630	130.00	5.118	28.60	1.126	22.00	.866	127.75	5.030	0.3	.012	14.80	.583	COROMANT
16.00	.630	102.00	4.016	16	435.T-1600-A1-XF	★	★	★	16.00	.630	150.00	5.906	32.50	1.280	25.00	.984	147.60	5.811	0.3	.012	15.80	.622	COROMANT
17.00	.669	102.00	4.016	18	435.T-1700-A1-XF	★	★	★	18.00	.709	150.00	5.906	32.50	1.280	25.00	.984	147.45	5.805	0.3	.012	16.80	.661	COROMANT
18.00	.709	102.00	4.016	18	435.T-1800-A1-XF	★	★	★	18.00	.709	150.00	5.906	32.50	1.280	25.00	.984	147.30	5.799	0.3	.012	17.80	.701	COROMANT
19.00	.748	100.00	3.937	20	435.T-1900-A1-XF	★	★	★	20.00	.787	150.00	5.906	32.50	1.280	25.00	.984	147.14	5.793	0.3	.012	18.80	.740	COROMANT
20.00	.787	100.00	3.937	20	435.T-2000-A1-XF	★	★	★	20.00	.787	150.00	5.906	32.50	1.280	25.00	.984	146.99	5.787	0.3	.012	19.80	.780	COROMANT

Los diámetros redondos producen una tolerancia de agujero H7

Los diámetros con centesimales producen una tolerancia de agujero más estrecha debido a la fabricación de +0.004mm

D14 E9 E28 E14

CoroReamer™ 835

Escariador de alto rendimiento para acero

Aplicación

- Para todos los segmentos industriales como, por ejemplo, mecanizado general, moldes y matrices, automoción y generación de energía
- Disponible con canal helicoidal para agujeros pasantes y canal recto para agujeros ciegos
- Agujeros pasantes, superficies angulares y agujeros cruzados
- Presión de refrigerante de 20 bar

O C

Área de aplicación ISO:

P K

Ventajas y características

- Gran productividad por sus altos parámetros de corte
- Uniformidad y productividad, ahorro de tiempo y costes
- Excelente acabado superficial de la pieza
- Concentricidad uniforme para conseguir una mayor duración de la herramienta y precisión dimensional
- Gran estabilidad por su cuerpo de metal duro
- El refrigerante interior mejora la evacuación de la viruta y reduce el desgaste
- Metal duro de grano fino para ofrecer una gran dureza y tenacidad
- Geometría de canal con espaciado extremadamente irregular

www.sandvik.coromant.com/cororeamer835

Geometría de desahogo con espaciado entre desahogos extremadamente irregular

Un espaciado de canal extremadamente irregular significa que la división no es la misma para cada diente. Dado que no hay dos dientes diametralmente opuestos, el escariador produce un agujero con una variante de redondez optimizada.

Agujero ciego

Agujero pasante



E14

Escariador de metal duro integral CoroReamer™ 835

Para acero

Para agujeros ciegos

835.B..A1-PF
CNSC 1
CXSC 1

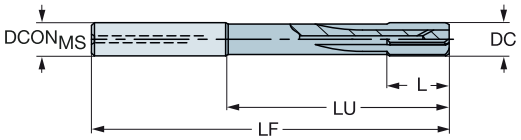

DC	DC"	LU	LU"	CZC$_{MS}$	Código de pedido	P 1024	K 1024	DCON$_{MS}$	DCON$_{MS}$"	OAL	OAL"	LCF	LCF"	L	L"	LF	LF"	APMX	APMX"	PHD	PHD"	BSG
4.00	.157	39.00	1.535	6	835.B-0400-A1-PF	★	★	6.00	.236	75.00	2.953	15.60	.614	12.00	.472	74.40	2.929	0.3	.012	3.80	.150	COROMANT
5.00	.197	39.00	1.535	6	835.B-0500-A1-PF	★	★	6.00	.236	75.00	2.953	15.60	.614	12.00	.472	74.25	2.923	0.3	.012	4.80	.189	COROMANT
5.99	.236	39.00	1.535	6	835.B-0599-A1-PF	★	★	6.00	.236	75.00	2.953	15.60	.614	12.00	.472	74.10	2.917	0.3	.012	5.80	.228	COROMANT
6.00	.236	39.00	1.535	6	835.B-0600-A1-PF	★	★	6.00	.236	75.00	2.953	15.60	.614	12.00	.472	74.10	2.917	0.3	.012	5.80	.228	COROMANT
6.01	.237	39.00	1.535	6	835.B-0601-A1-PF	★	★	6.00	.236	75.00	2.953	15.60	.614	12.00	.472	74.10	2.917	0.3	.012	5.80	.228	COROMANT
6.02	.237	39.00	1.535	6	835.B-0602-A1-PF	★	★	6.00	.236	75.00	2.953	15.60	.614	12.00	.472	74.10	2.917	0.3	.012	5.80	.228	COROMANT
6.03	.237	39.00	1.535	6	835.B-0603-A1-PF	★	★	6.00	.236	75.00	2.953	15.60	.614	12.00	.472	74.09	2.917	0.3	.012	5.80	.228	COROMANT
7.00	.276	64.00	2.520	8	835.B-0700-A1-PF	★	★	8.00	.315	100.00	3.937	20.80	.819	16.00	.630	98.95	3.896	0.3	.012	6.80	.268	COROMANT
7.97	.314	64.00	2.520	8	835.B-0797-A1-PF	★	★	8.00	.315	100.00	3.937	20.80	.819	16.00	.630	98.80	3.890	0.3	.012	7.80	.307	COROMANT
7.98	.314	64.00	2.520	8	835.B-0798-A1-PF	★	★	8.00	.315	100.00	3.937	20.80	.819	16.00	.630	98.80	3.890	0.3	.012	7.80	.307	COROMANT
7.99	.315	64.00	2.520	8	835.B-0799-A1-PF	★	★	8.00	.315	100.00	3.937	20.80	.819	16.00	.630	98.80	3.890	0.3	.012	7.80	.307	COROMANT
8.00	.315	64.00	2.520	8	835.B-0800-A1-PF	★	★	8.00	.315	100.00	3.937	20.80	.819	16.00	.630	98.80	3.890	0.3	.012	7.80	.307	COROMANT
8.02	.316	64.00	2.520	8	835.B-0802-A1-PF	★	★	8.00	.315	100.00	3.937	20.80	.819	16.00	.630	98.79	3.889	0.3	.012	7.80	.307	COROMANT
9.00	.354	60.00	2.362	10	835.B-0900-A1-PF	★	★	10.00	.394	100.00	3.937	26.00	1.024	20.00	.787	98.65	3.884	0.3	.012	8.80	.346	COROMANT
9.50	.374	80.00	3.150	10	835.B-0950-A1-PF	★	★	10.00	.394	120.00	4.724	26.00	1.024	20.00	.787	118.57	4.668	0.3	.012	9.30	.366	COROMANT
9.97	.393	80.00	3.150	10	835.B-0997-A1-PF	★	★	10.00	.394	120.00	4.724	26.00	1.024	20.00	.787	118.50	4.665	0.3	.012	9.80	.386	COROMANT
10.00	.394	80.00	3.150	10	835.B-1000-A1-PF	★	★	10.00	.394	120.00	4.724	26.00	1.024	20.00	.787	118.50	4.665	0.3	.012	9.80	.386	COROMANT
10.01	.394	80.00	3.150	10	835.B-1001-A1-PF	★	★	10.00	.394	120.00	4.724	26.00	1.024	20.00	.787	118.50	4.665	0.3	.012	9.80	.386	COROMANT
10.02	.394	80.00	3.150	10	835.B-1002-A1-PF	★	★	10.00	.394	120.00	4.724	26.00	1.024	20.00	.787	118.49	4.665	0.3	.012	9.80	.386	COROMANT
10.03	.395	80.00	3.150	10	835.B-1003-A1-PF	★	★	10.00	.394	120.00	4.724	26.00	1.024	20.00	.787	118.49	4.665	0.3	.012	9.80	.386	COROMANT
10.50	.413	75.00	2.953	12	835.B-1050-A1-PF	★	★	12.00	.472	120.00	4.724	26.00	1.024	20.00	.787	118.42	4.662	0.3	.012	10.30	.406	COROMANT
11.00	.433	75.00	2.953	12	835.B-1100-A1-PF	★	★	12.00	.472	120.00	4.724	26.00	1.024	20.00	.787	118.35	4.659	0.3	.012	10.80	.425	COROMANT
11.50	.453	75.00	2.953	12	835.B-1150-A1-PF	★	★	12.00	.472	120.00	4.724	26.00	1.024	20.00	.787	118.27	4.656	0.3	.012	11.30	.445	COROMANT
11.97	.471	75.00	2.953	12	835.B-1197-A1-PF	★	★	12.00	.472	120.00	4.724	26.00	1.024	20.00	.787	118.20	4.654	0.3	.012	11.80	.465	COROMANT
11.99	.472	75.00	2.953	12	835.B-1199-A1-PF	★	★	12.00	.472	120.00	4.724	26.00	1.024	20.00	.787	118.20	4.654	0.3	.012	11.80	.465	COROMANT
12.00	.472	75.00	2.953	12	835.B-1200-A1-PF	★	★	12.00	.472	120.00	4.724	26.00	1.024	20.00	.787	118.20	4.654	0.3	.012	11.80	.465	COROMANT
12.01	.473	75.00	2.953	12	835.B-1201-A1-PF	★	★	12.00	.472	120.00	4.724	26.00	1.024	20.00	.787	118.20	4.654	0.3	.012	11.80	.465	COROMANT
12.02	.473	75.00	2.953	12	835.B-1202-A1-PF	★	★	12.00	.472	120.00	4.724	26.00	1.024	20.00	.787	118.19	4.653	0.3	.012	11.80	.465	COROMANT
13.00	.512	85.00	3.346	14	835.B-1300-A1-PF	★	★	14.00	.551	130.00	5.118	28.60	1.126	22.00	.866	128.05	5.041	0.3	.012	12.80	.504	COROMANT
14.00	.551	85.00	3.346	14	835.B-1400-A1-PF	★	★	14.00	.551	130.00	5.118	28.60	1.126	22.00	.866	127.90	5.035	0.3	.012	13.80	.543	COROMANT
15.00	.591	82.00	3.228	16	835.B-1500-A1-PF	★	★	16.00	.630	130.00	5.118	28.60	1.126	22.00	.866	127.75	5.030	0.3	.012	14.80	.583	COROMANT
16.00	.630	102.00	4.016	16	835.B-1600-A1-PF	★	★	16.00	.630	150.00	5.906	32.50	1.280	25.00	.984	147.60	5.811	0.3	.012	15.80	.622	COROMANT
18.00	.709	102.00	4.016	18	835.B-1800-A1-PF	★	★	18.00	.709	150.00	5.906	32.50	1.280	25.00	.984	147.30	5.799	0.3	.012	17.80	.701	COROMANT
19.00	.748	100.00	3.937	20	835.B-1900-A1-PF	★	★	20.00	.787	150.00	5.906	32.50	1.280	25.00	.984	147.14	5.793	0.3	.012	18.80	.740	COROMANT
20.00	.787	100.00	3.937	20	835.B-2000-A1-PF	★	★	20.00	.787	150.00	5.906	32.50	1.280	25.00	.984	146.99	5.787	0.3	.012	19.80	.780	COROMANT

Dimensiones, mm, pulg.

Los diámetros redondos producen una tolerancia de agujero H7

Los diámetros con centesimales producen una tolerancia de agujero más estrecha debido a la fabricación de +0.004mm

D19 E9 E28 E14

SANDVIK Coromant

SPA

Escariador de metal duro integral CoroReamer™ 835

Para acero

Para agujeros pasantes

TCHA H7
CNSC 1

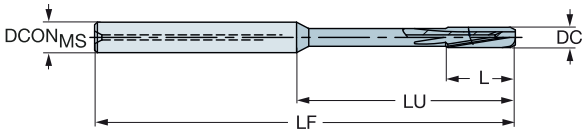

DC	DC"	LU	LU"	CZC_{MS}	Código de pedido	P 1024	K 1024	$DCON_{MS}$	$DCON_{MS}$"	OAL	OAL"	LCF	LCF"	L	L"	LF	LF"	APMX	APMX"	PHD	PHD"	BSG
						Dimensiones, mm, pulg.																
3.98	.157	39.00	1.535	6	835.T-0398-A1-PF	★	★	6.00	.236	75.00	2.953	15.60	.614	12.00	.472	74.40	2.929	0.3	.012	3.80	.150	COROMANT
4.00	.157	39.00	1.535	6	835.T-0400-A1-PF	★	★	6.00	.236	75.00	2.953	15.60	.614	12.00	.472	74.40	2.929	0.3	.012	3.80	.150	COROMANT
4.01	.158	39.00	1.535	6	835.T-0401-A1-PF	★	★	6.00	.236	75.00	2.953	15.60	.614	12.00	.472	74.40	2.929	0.3	.012	3.80	.150	COROMANT
4.02	.158	39.00	1.535	6	835.T-0402-A1-PF	★	★	6.00	.236	75.00	2.953	15.60	.614	12.00	.472	74.40	2.929	0.3	.012	3.80	.150	COROMANT
5.00	.197	39.00	1.535	6	835.T-0500-A1-PF	★	★	6.00	.236	75.00	2.953	15.60	.614	12.00	.472	74.25	2.923	0.3	.012	4.80	.189	COROMANT
5.01	.197	39.00	1.535	6	835.T-0501-A1-PF	★	★	6.00	.236	75.00	2.953	15.60	.614	12.00	.472	74.25	2.923	0.3	.012	4.80	.189	COROMANT
5.98	.235	39.00	1.535	6	835.T-0598-A1-PF	★	★	6.00	.236	75.00	2.953	15.60	.614	12.00	.472	74.10	2.917	0.3	.012	5.80	.228	COROMANT
6.00	.236	39.00	1.535	6	835.T-0600-A1-PF	★	★	6.00	.236	75.00	2.953	15.60	.614	12.00	.472	74.10	2.917	0.3	.012	5.80	.228	COROMANT
6.01	.237	39.00	1.535	6	835.T-0601-A1-PF	★	★	6.00	.236	75.00	2.953	15.60	.614	12.00	.472	74.10	2.917	0.3	.012	5.80	.228	COROMANT
6.02	.237	39.00	1.535	6	835.T-0602-A1-PF	★	★	6.00	.236	75.00	2.953	15.60	.614	12.00	.472	74.10	2.917	0.3	.012	5.80	.228	COROMANT
6.03	.237	39.00	1.535	6	835.T-0603-A1-PF	★	★	6.00	.236	75.00	2.953	15.60	.614	12.00	.472	74.09	2.917	0.3	.012	5.80	.228	COROMANT
6.50	.256	64.00	2.520	8	835.T-0650-A1-PF	★	★	8.00	.315	100.00	3.937	20.80	.819	16.00	.630	99.02	3.898	0.3	.012	6.30	.248	COROMANT
7.00	.276	64.00	2.520	8	835.T-0700-A1-PF	★	★	8.00	.315	100.00	3.937	20.80	.819	16.00	.630	98.95	3.896	0.3	.012	6.80	.268	COROMANT
7.50	.295	64.00	2.520	8	835.T-0750-A1-PF	★	★	8.00	.315	100.00	3.937	20.80	.819	16.00	.630	98.87	3.893	0.3	.012	7.30	.287	COROMANT
7.97	.314	64.00	2.520	8	835.T-0797-A1-PF	★	★	8.00	.315	100.00	3.937	20.80	.819	16.00	.630	98.80	3.890	0.3	.012	7.80	.307	COROMANT
8.00	.315	64.00	2.520	8	835.T-0800-A1-PF	★	★	8.00	.315	100.00	3.937	20.80	.819	16.00	.630	98.80	3.890	0.3	.012	7.80	.307	COROMANT
8.01	.315	64.00	2.520	8	835.T-0801-A1-PF	★	★	8.00	.315	100.00	3.937	20.80	.819	16.00	.630	98.80	3.890	0.3	.012	7.80	.307	COROMANT
8.02	.316	64.00	2.520	8	835.T-0802-A1-PF	★	★	8.00	.315	100.00	3.937	20.80	.819	16.00	.630	98.79	3.889	0.3	.012	7.80	.307	COROMANT
8.03	.316	64.00	2.520	8	835.T-0803-A1-PF	★	★	8.00	.315	100.00	3.937	20.80	.819	16.00	.630	98.79	3.889	0.3	.012	7.80	.307	COROMANT
9.00	.354	60.00	2.362	10	835.T-0900-A1-PF	★	★	10.00	.394	100.00	3.937	26.00	1.024	20.00	.787	98.65	3.884	0.3	.012	8.80	.346	COROMANT
9.50	.374	80.00	3.150	10	835.T-0950-A1-PF	★	★	10.00	.394	120.00	4.724	26.00	1.024	20.00	.787	118.57	4.668	0.3	.012	9.30	.366	COROMANT
9.97	.393	80.00	3.150	10	835.T-0997-A1-PF	★	★	10.00	.394	120.00	4.724	26.00	1.024	20.00	.787	118.50	4.665	0.3	.012	9.80	.386	COROMANT
9.99	.393	80.00	3.150	10	835.T-0999-A1-PF	★	★	10.00	.394	120.00	4.724	26.00	1.024	20.00	.787	118.50	4.665	0.3	.012	9.80	.386	COROMANT
10.00	.394	80.00	3.150	10	835.T-1000-A1-PF	★	★	10.00	.394	120.00	4.724	26.00	1.024	20.00	.787	118.50	4.665	0.3	.012	9.80	.386	COROMANT
10.01	.394	80.00	3.150	10	835.T-1001-A1-PF	★	★	10.00	.394	120.00	4.724	26.00	1.024	20.00	.787	118.50	4.665	0.3	.012	9.80	.386	COROMANT
10.02	.394	80.00	3.150	10	835.T-1002-A1-PF	★	★	10.00	.394	120.00	4.724	26.00	1.024	20.00	.787	118.49	4.665	0.3	.012	9.80	.386	COROMANT
10.50	.413	75.00	2.953	12	835.T-1050-A1-PF	★	★	12.00	.472	120.00	4.724	26.00	1.024	20.00	.787	118.42	4.662	0.3	.012	10.30	.406	COROMANT
11.00	.433	75.00	2.953	12	835.T-1100-A1-PF	★	★	12.00	.472	120.00	4.724	26.00	1.024	20.00	.787	118.35	4.659	0.3	.012	10.80	.425	COROMANT
12.00	.472	75.00	2.953	12	835.T-1200-A1-PF	★	★	12.00	.472	120.00	4.724	26.00	1.024	20.00	.787	118.20	4.654	0.3	.012	11.80	.465	COROMANT
12.01	.473	75.00	2.953	12	835.T-1201-A1-PF	★	★	12.00	.472	120.00	4.724	26.00	1.024	20.00	.787	118.20	4.654	0.3	.012	11.80	.465	COROMANT
12.02	.473	75.00	2.953	12	835.T-1202-A1-PF	★	★	12.00	.472	120.00	4.724	26.00	1.024	20.00	.787	118.19	4.653	0.3	.012	11.80	.465	COROMANT
13.00	.512	85.00	3.346	14	835.T-1300-A1-PF	★	★	14.00	.551	130.00	5.118	28.60	1.126	22.00	.866	128.05	5.041	0.3	.012	12.80	.504	COROMANT
14.00	.551	85.00	3.346	14	835.T-1400-A1-PF	★	★	14.00	.551	130.00	5.118	28.60	1.126	22.00	.866	127.90	5.035	0.3	.012	13.80	.543	COROMANT
15.00	.591	82.00	3.228	16	835.T-1500-A1-PF	★	★	16.00	.630	130.00	5.118	28.60	1.126	22.00	.866	127.75	5.030	0.3	.012	14.80	.583	COROMANT
16.00	.630	102.00	4.016	16	835.T-1600-A1-PF	★	★	16.00	.630	150.00	5.906	32.50	1.280	25.00	.984	147.60	5.811	0.3	.012	15.80	.622	COROMANT
17.00	.669	102.00	4.016	18	835.T-1700-A1-PF	★	★	18.00	.709	150.00	5.906	32.50	1.280	25.00	.984	147.45	5.805	0.3	.012	16.80	.661	COROMANT
18.00	.709	102.00	4.016	18	835.T-1800-A1-PF	★	★	18.00	.709	150.00	5.906	32.50	1.280	25.00	.984	147.30	5.799	0.3	.012	17.80	.701	COROMANT
20.00	.787	100.00	3.937	20	835.T-2000-A1-PF	★	★	20.00	.787	150.00	5.906	32.50	1.280	25.00	.984	146.99	5.787	0.3	.012	19.80	.780	COROMANT

Los diámetros redondos producen una tolerancia de agujero H7

Los diámetros con centesimales producen una tolerancia de agujero más estrecha debido a la fabricación de +0.004mm

D19 E9 E28 E14

CoroReamer™ 835

Escariador de alto rendimiento para acero inoxidable

O C

Aplicación

- Para todos los segmentos industriales como, por ejemplo, mecanizado general, moldes y matrices, automoción y generación de energía
- Disponible con canal helicoidal para agujeros pasantes y canal recto para agujeros ciegos
- Agujeros pasantes, superficies angulares y agujeros cruzados
- Presión de refrigerante de 20 bar

Área de aplicación ISO:

M

Ventajas y características

- Gran productividad por sus altos parámetros de corte
- Uniformidad y productividad, ahorro de tiempo y costes
- Excelente acabado superficial de la pieza
- Concentricidad uniforme para conseguir una mayor duración de la herramienta y precisión dimensional
- Gran estabilidad por su cuerpo de metal duro
- El refrigerante interior mejora la evacuación de la viruta y reduce el desgaste
- Metal duro de grano fino para ofrecer una gran dureza y tenacidad
- Geometría de canal con espaciado extremadamente irregular

www.sandvik.coromant.com/cororeamer835

Geometría de desahogo con espaciado entre desahogos extremadamente irregular

Un espaciado de canal extremadamente irregular significa que la división no es la misma para cada diente. Dado que no hay dos dientes diametralmente opuestos, el escariador produce un agujero con una variante de redondez optimizada.

Agujero ciego

Agujero pasante



E14

SPA

Escariador de metal duro integral CoroReamer™ 835

Para acero inoxidable

Para agujeros ciegos

TCHA H7
CNSC 1

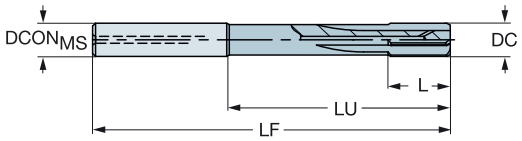

DC	DC"	LU	LU"	CZC$_{MS}$	Código de pedido	M	1024	DCON$_{MS}$	DCON$_{MS}$"	OAL	OAL"	LCF	LCF"	L	L"	LF	LF"	APMX	APMX"	PHD	PHD"	BSG
						Dimensiones, mm, pulg.																
3.97	.156	39.00	1.535	6	835.B-0397-A1-MF	★		6.00	.236	75.00	2.953	15.60	.614	12.00	.472	74.40	2.929	0.3	.012	3.80	.150	COROMANT
4.00	.157	39.00	1.535	6	835.B-0400-A1-MF	★		6.00	.236	75.00	2.953	15.60	.614	12.00	.472	74.40	2.929	0.3	.012	3.80	.150	COROMANT
4.02	.158	39.00	1.535	6	835.B-0402-A1-MF	★		6.00	.236	75.00	2.953	15.60	.614	12.00	.472	74.40	2.929	0.3	.012	3.80	.150	COROMANT
4.97	.196	39.00	1.535	6	835.B-0497-A1-MF	★		6.00	.236	75.00	2.953	15.60	.614	12.00	.472	74.25	2.923	0.3	.012	4.80	.189	COROMANT
5.00	.197	39.00	1.535	6	835.B-0500-A1-MF	★		6.00	.236	75.00	2.953	15.60	.614	12.00	.472	74.25	2.923	0.3	.012	4.80	.189	COROMANT
6.00	.236	39.00	1.535	6	835.B-0600-A1-MF	★		6.00	.236	75.00	2.953	15.60	.614	12.00	.472	74.10	2.917	0.3	.012	5.80	.228	COROMANT
6.01	.237	39.00	1.535	6	835.B-0601-A1-MF	★		6.00	.236	75.00	2.953	15.60	.614	12.00	.472	74.10	2.917	0.3	.012	5.80	.228	COROMANT
6.02	.237	39.00	1.535	6	835.B-0602-A1-MF	★		6.00	.236	75.00	2.953	15.60	.614	12.00	.472	74.10	2.917	0.3	.012	5.80	.228	COROMANT
7.00	.276	64.00	2.520	8	835.B-0700-A1-MF	★		8.00	.315	100.00	3.937	20.80	.819	16.00	.630	98.95	3.896	0.3	.012	6.80	.268	COROMANT
8.00	.315	64.00	2.520	8	835.B-0800-A1-MF	★		8.00	.315	100.00	3.937	20.80	.819	16.00	.630	98.80	3.890	0.3	.012	7.80	.307	COROMANT
8.01	.315	64.00	2.520	8	835.B-0801-A1-MF	★		8.00	.315	100.00	3.937	20.80	.819	16.00	.630	98.80	3.890	0.3	.012	7.80	.307	COROMANT
8.50	.335	60.00	2.362	10	835.B-0850-A1-MF	★		10.00	.394	100.00	3.937	26.00	1.024	20.00	.787	98.72	3.887	0.3	.012	8.30	.327	COROMANT
9.00	.354	60.00	2.362	10	835.B-0900-A1-MF	★		10.00	.394	100.00	3.937	26.00	1.024	20.00	.787	98.65	3.884	0.3	.012	8.80	.346	COROMANT
10.00	.394	80.00	3.150	10	835.B-1000-A1-MF	★		10.00	.394	120.00	4.724	26.00	1.024	20.00	.787	118.50	4.665	0.3	.012	9.80	.386	COROMANT
11.00	.433	75.00	2.953	12	835.B-1100-A1-MF	★		12.00	.472	120.00	4.724	26.00	1.024	20.00	.787	118.35	4.659	0.3	.012	10.80	.425	COROMANT
11.50	.453	75.00	2.953	12	835.B-1150-A1-MF	★		12.00	.472	120.00	4.724	26.00	1.024	20.00	.787	118.27	4.656	0.3	.012	11.30	.445	COROMANT
12.00	.472	75.00	2.953	12	835.B-1200-A1-MF	★		12.00	.472	120.00	4.724	26.00	1.024	20.00	.787	118.20	4.654	0.3	.012	11.80	.465	COROMANT
14.00	.551	85.00	3.346	14	835.B-1400-A1-MF	★		14.00	.551	130.00	5.118	28.60	1.126	22.00	.866	127.90	5.035	0.3	.012	13.80	.543	COROMANT
16.00	.630	102.00	4.016	16	835.B-1600-A1-MF	★		16.00	.630	150.00	5.906	32.50	1.280	25.00	.984	147.60	5.811	0.3	.012	15.80	.622	COROMANT

Los diámetros redondos producen una tolerancia de agujero H7

Los diámetros con centesimales producen una tolerancia de agujero más estrecha debido a la fabricación de +0.004mm

D22 E9 E28 E14

Escariador de metal duro integral CoroReamer™ 835

Para acero inoxidable

Para agujeros pasantes

TCHA H7
CNSC 1

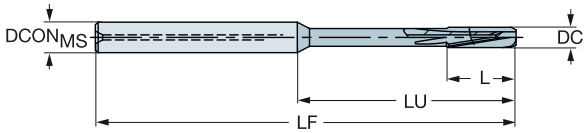

DC	DC"	LU	LU"	CZC$_{MS}$	Código de pedido	M	1024	DCON$_{MS}$	DCON$_{MS}$"	OAL	OAL"	LCF	LCF"	L	L"	LF	LF"	APMX	APMX"	PHD	PHD"	BSG
						Dimensiones, mm, pulg.																
3.97	.156	39.00	1.535	6	835.T-0397-A1-MF	★		6.00	.236	75.00	2.953	15.60	.614	12.00	.472	74.40	2.929	0.3	.012	3.80	.150	COROMANT
4.00	.157	39.00	1.535	6	835.T-0400-A1-MF	★		6.00	.236	75.00	2.953	15.60	.614	12.00	.472	74.40	2.929	0.3	.012	3.80	.150	COROMANT
4.01	.158	39.00	1.535	6	835.T-0401-A1-MF	★		6.00	.236	75.00	2.953	15.60	.614	12.00	.472	74.40	2.929	0.3	.012	3.80	.150	COROMANT
4.02	.158	39.00	1.535	6	835.T-0402-A1-MF	★		6.00	.236	75.00	2.953	15.60	.614	12.00	.472	74.40	2.929	0.3	.012	3.80	.150	COROMANT
5.00	.197	39.00	1.535	6	835.T-0500-A1-MF	★		6.00	.236	75.00	2.953	15.60	.614	12.00	.472	74.25	2.923	0.3	.012	4.80	.189	COROMANT
5.03	.198	39.00	1.535	6	835.T-0503-A1-MF	★		6.00	.236	75.00	2.953	15.60	.614	12.00	.472	74.24	2.923	0.3	.012	4.80	.189	COROMANT
5.99	.236	39.00	1.535	6	835.T-0599-A1-MF	★		6.00	.236	75.00	2.953	15.60	.614	12.00	.472	74.10	2.917	0.3	.012	5.80	.228	COROMANT
6.00	.236	39.00	1.535	6	835.T-0600-A1-MF	★		6.00	.236	75.00	2.953	15.60	.614	12.00	.472	74.10	2.917	0.3	.012	5.80	.228	COROMANT
6.02	.237	39.00	1.535	6	835.T-0602-A1-MF	★		6.00	.236	75.00	2.953	15.60	.614	12.00	.472	74.10	2.917	0.3	.012	5.80	.228	COROMANT
6.50	.256	64.00	2.520	8	835.T-0650-A1-MF	★		8.00	.315	100.00	3.937	20.80	.819	16.00	.630	99.02	3.898	0.3	.012	6.30	.248	COROMANT
7.00	.276	64.00	2.520	8	835.T-0700-A1-MF	★		8.00	.315	100.00	3.937	20.80	.819	16.00	.630	98.95	3.896	0.3	.012	6.80	.268	COROMANT
7.50	.295	64.00	2.520	8	835.T-0750-A1-MF	★		8.00	.315	100.00	3.937	20.80	.819	16.00	.630	98.87	3.893	0.3	.012	7.30	.287	COROMANT
8.00	.315	64.00	2.520	8	835.T-0800-A1-MF	★		8.00	.315	100.00	3.937	20.80	.819	16.00	.630	98.80	3.890	0.3	.012	7.80	.307	COROMANT
8.02	.316	64.00	2.520	8	835.T-0802-A1-MF	★		8.00	.315	100.00	3.937	20.80	.819	16.00	.630	98.79	3.889	0.3	.012	7.80	.307	COROMANT
8.50	.335	60.00	2.362	10	835.T-0850-A1-MF	★		10.00	.394	100.00	3.937	26.00	1.024	20.00	.787	98.72	3.887	0.3	.012	8.30	.327	COROMANT
9.00	.354	60.00	2.362	10	835.T-0900-A1-MF	★		10.00	.394	100.00	3.937	26.00	1.024	20.00	.787	98.65	3.884	0.3	.012	8.80	.346	COROMANT
9.50	.374	80.00	3.150	10	835.T-0950-A1-MF	★		10.00	.394	120.00	4.724	26.00	1.024	20.00	.787	118.57	4.668	0.3	.012	9.30	.366	COROMANT
10.00	.394	80.00	3.150	10	835.T-1000-A1-MF	★		10.00	.394	120.00	4.724	26.00	1.024	20.00	.787	118.50	4.665	0.3	.012	9.80	.386	COROMANT
10.01	.394	80.00	3.150	10	835.T-1001-A1-MF	★		10.00	.394	120.00	4.724	26.00	1.024	20.00	.787	118.50	4.665	0.3	.012	9.80	.386	COROMANT
10.50	.413	75.00	2.953	12	835.T-1050-A1-MF	★		12.00	.472	120.00	4.724	26.00	1.024	20.00	.787	118.42	4.662	0.3	.012	10.30	.406	COROMANT
12.00	.472	75.00	2.953	12	835.T-1200-A1-MF	★		12.00	.472	120.00	4.724	26.00	1.024	20.00	.787	118.20	4.654	0.3	.012	11.80	.465	COROMANT
14.00	.551	85.00	3.346	14	835.T-1400-A1-MF	★		14.00	.551	130.00	5.118	28.60	1.126	22.00	.866	127.90	5.035	0.3	.012	13.80	.543	COROMANT
15.00	.591	82.00	3.228	16	835.T-1500-A1-MF	★		16.00	.630	130.00	5.118	28.60	1.126	22.00	.866	127.75	5.030	0.3	.012	14.80	.583	COROMANT
16.00	.630	102.00	4.016	16	835.T-1600-A1-MF	★		16.00	.630	150.00	5.906	32.50	1.280	25.00	.984	147.60	5.811	0.3	.012	15.80	.622	COROMANT

Los diámetros redondos producen una tolerancia de agujero H7

Los diámetros con centesimales producen una tolerancia de agujero más estrecha debido a la fabricación de +0.004mm

D22 E9 E28 E14

SPA

CoroReamer™ 830

Herramienta de gran avance de cabeza intercambiable para agujeros pasantes

Aplicación

- Para todos los segmentos industriales como, por ejemplo, mecanizado general, moldes y matrices, automoción y generación de energía
- Disponible con canal helicoidal para agujeros pasantes y canal recto para agujeros ciegos
- Tolerancia máxima del agujero: H7
- Presión de refrigerante de 20 bar

Área de aplicación ISO:

P K

Ventajas y características

- Buen acabado superficial y seguridad de la operación
- Gran velocidad de penetración
- Cambio de la cabeza rápido, sencillo y de gran precisión <3µm (120µpulg.)
- Evacuación de la viruta efectiva al dirigir el líquido de corte a cada filo
- Tolerancia máxima del agujero: H7
- Plaquitas cermet soldadas en calidad P10R
- Opciones de mango largo y corto
- Cambio de la cabeza

www.sandvik.coromant.com/cororeamer830

Cabeza de metal duro integral CoroReamer™ 830 para escariado

Para acero y fundición

Suministro de refrigerante interior

TCHA H7

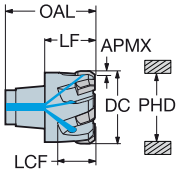

P K

				Dimensiones, mm, pulg.													
DC	DC"	CZC_{MS}	Código de pedido	$DCON_{MS}$	$DCON_{MS}$"	OAL	OAL"	LCF	LCF"	L	L"	LF	LF"	APMX	APMX"	PHD	PHD"	BSG
19.00	.748	S12	830A-E06D1900H7S12	12.00	.472	25.85	1.018	10.83	.426	6.00	.236	14.50	.571	0.3	.012	18.80	.740	COROMANT
19.05	.750	S12	830A-E06D1905H7S12	12.00	.472	25.85	1.018	10.83	.426	6.00	.236	14.50	.571	0.3	.012	18.83	.741	COROMANT
20.00	.787	S12	830A-E06D2000H7S12	12.00	.472	25.85	1.018	10.83	.426	6.00	.236	14.50	.571	0.3	.012	19.80	.780	COROMANT
21.00	.827	S12	830A-E06D2100H7S12	12.00	.472	25.85	1.018	10.83	.426	6.00	.236	14.50	.571	0.3	.012	20.80	.819	COROMANT
22.00	.866	S14	830A-E06D2200H7S14	14.00	.551	27.85	1.096	13.05	.514	6.00	.236	15.50	.610	0.3	.012	21.80	.858	COROMANT
23.00	.906	S14	830A-E06D2300H7S14	14.00	.551	27.85	1.096	13.05	.514	6.00	.236	15.50	.610	0.3	.012	22.80	.898	COROMANT
24.00	.945	S16	830A-E06D2400H7S16	16.00	.630	29.85	1.175	13.05	.514	6.00	.236	16.00	.630	0.3	.012	23.80	.937	COROMANT
25.00	.984	S16	830A-E06D2500H7S16	16.00	.630	29.85	1.175	13.05	.514	6.00	.236	16.00	.630	0.3	.012	24.80	.976	COROMANT
25.40	1.000	S16	830A-E06D2540H7S16	16.00	.630	29.85	1.175	13.05	.514	6.00	.236	16.00	.630	0.3	.012	25.20	.992	COROMANT
26.00	1.024	S16	830A-E06D2600H7S16	16.00	.630	29.85	1.175	13.05	.514	6.00	.236	16.00	.630	0.3	.012	25.80	1.016	COROMANT
27.00	1.063	S16	830A-E06D2700H7S16	16.00	.630	29.85	1.175	13.05	.514	6.00	.236	16.00	.630	0.3	.012	26.80	1.055	COROMANT
28.00	1.102	S16	830A-E06D2800H7S16	16.00	.630	29.85	1.175	13.05	.514	6.00	.236	16.00	.630	0.3	.012	27.80	1.094	COROMANT
29.00	1.142	S16	830A-E06D2900H7S16	16.00	.630	29.85	1.175	13.05	.514	6.00	.236	16.00	.630	0.3	.012	28.80	1.134	COROMANT
30.00	1.181	S20	830A-E06D3000H7S20	20.00	.787	31.85	1.254	13.22	.520	6.00	.236	17.00	.669	0.3	.012	29.80	1.173	COROMANT
31.75	1.250	S20	830A-E06D3175H7S20	20.00	.787	31.85	1.254	13.22	.520	6.00	.236	17.00	.669	0.3	.012	31.60	1.244	COROMANT

TCHA H7

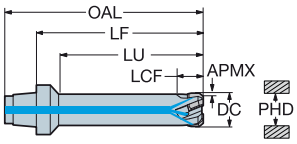

P K

					Dimensiones, mm, pulg.														
DC	DC"	LU	LU"	CZC_{MS}	Código de pedido	$DCON_{MS}$	$DCON_{MS}$"	OAL	OAL"	LCF	LCF"	L	L"	LF	LF"	APMX	APMX"	PHD	PHD"	BSG
10.00	.394	45.00	1.772	S12	830B-E06D1000H7S12	12.00	.472	71.35	2.809	9.99	.393	6.00	.236	60.00	2.362	0.3	.012	9.80	.386	COROMANT
11.00	.433	45.00	1.772	S12	830B-E06D1100H7S12	12.00	.472	71.35	2.809	10.00	.394	6.00	.236	60.00	2.362	0.3	.012	10.80	.425	COROMANT
12.00	.472	45.00	1.772	S12	830B-E06D1200H7S12	12.00	.472	71.35	2.809	9.99	.393	6.00	.236	60.00	2.362	0.3	.012	11.80	.465	COROMANT
13.00	.512	45.00	1.772	S12	830B-E06D1300H7S12	12.00	.472	71.35	2.809	10.01	.394	6.00	.236	60.00	2.362	0.3	.012	12.80	.504	COROMANT
14.00	.551	45.00	1.772	S12	830B-E06D1400H7S12	12.00	.472	71.35	2.809	10.01	.394	6.00	.236	60.00	2.362	0.3	.012	13.80	.543	COROMANT
15.00	.591	45.00	1.772	S12	830B-E06D1500H7S12	12.00	.472	71.35	2.809	10.01	.394	6.00	.236	60.00	2.362	0.3	.012	14.80	.583	COROMANT
16.00	.630	45.00	1.772	S12	830B-E06D1600H7S12	12.00	.472	71.35	2.809	10.01	.394	6.00	.236	60.00	2.362	0.3	.012	15.80	.622	COROMANT
17.00	.669	45.00	1.772	S12	830B-E06D1700H7S12	12.00	.472	71.35	2.809	10.01	.394	6.00	.236	60.00	2.362	0.3	.012	16.80	.661	COROMANT
18.00	.709	45.00	1.772	S12	830B-E06D1800H7S12	12.00	.472	71.35	2.809	10.01	.394	6.00	.236	60.00	2.362	0.3	.012	17.80	.701	COROMANT

Los diámetros redondos producen una tolerancia de agujero H7

Los diámetros con centesimales producen una tolerancia de agujero más estrecha debido a la fabricación de +0.004mm

D18 E9 E28

SPA

Mango cilíndrico a CoroReamer™ 830, adaptador

Suministro de refrigerante interior

DSGN 1

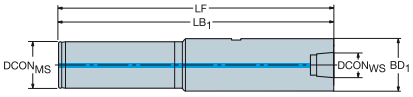

2

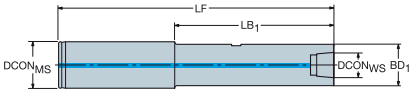

						Dimensiones, mm, pulg.								BAR PSI	NM	KG	
CZC_{MS}	CZC_{WS}	CNSC	CXSC	DSGN	**Código de pedido**	$DCON_{MS}$	$DCON_{WS}$	LSC	LF	LB_1	LB_2	BD_1	BD_2				RPMX
20.0	S12	1	1	2	**830-S12A20035F**	20.0	12.0	50	85.0	35.0	85.0	17.8	20.0	100	7.0	0.23	50000
						.787	.472	1.969	3.346	1.378	3.346	.701	.787	1450			
	S12	1	1	2	**830-S12A20069F**	20.0	12.0	50	118.5	68.5	118.5	17.8	20.0	100	7.0	0.29	50000
						.787	.472	1.969	4.665	2.697	4.665	.701	.787	1450			
	S12	1	1	2	**830-S12A20130F**	20.0	12.0	50	179.5	129.5	179.5	17.8	20.0	100	7.0	0.40	50000
						.787	.472	1.969	7.067	5.098	7.067	.701	.787	1450			
	S14	1	1	1	**830-S14A20070F**	20.0	14.0	50	119.5	119.5		20.5		100	7.0	0.31	50000
						.787	.551	1.969	4.705	4.705		.807		1450			
	S14	1	1	1	**830-S14A20131F**	20.0	14.0	50	180.5	180.5		20.5		100	7.0	0.44	50000
						.787	.551	1.969	7.106	7.106		.807		1450			
25.0	S16	1	1	2	**830-S16A25090F**	25.0	16.0	60	150.0	90.0	150.0	23.2	25.0	100	12.0	0.55	50000
						.984	.630	2.362	5.906	3.543	5.906	.913	.984	1450			
	S16	1	1	2	**830-S16A25151F**	25.0	16.0	60	211.0	151.0	211.0	23.2	25.0	100	12.0	0.70	50000
						.984	.630	2.362	8.307	5.945	8.307	.913	.984	1450			
	S20	1	1	1	**830-S20A25089F**	25.0	20.0	60	149.0	149.0		29.3		100	12.0	0.64	50000
						.984	.787	2.362	5.866	5.866		1.154		1450			
	S20	1	1	1	**830-S20A25150F**	25.0	20.0	60	210.0	210.0		29.3		100	12.0	1.03	50000
						.984	.787	2.362	8.268	8.268		1.154		1450			

Piezas de repuesto

Para diámetro de escariador

mm	pulg.	Llave para cabeza (mm)	Mando de retención con fluido de corte interior	Mando de retención sin fluido de corte interior
10-19.05	.750-709	3021 010-040 (4.0)	5519 107-01	5519 106-01
20-23	.787-906	3021 010-040 (4.0)	–	5519 106-01
24-31.75	.945-1.250	3021 010-050 (5.0)	–	5519 106-02

Las piezas de repuesto deben pedirse por separado

E9 E28

Datos de corte para CoroReamer™ 435

Valores métricos

CoroReamer™ 435 -XF					Ø mm					
ISO	Núm. MC	Material	N/mm²	Datos de aplicación	< 5.00	5.00 - 6.20	6.20 - 8.00	8.00 - 12.00	12.00 - 16.00	16.00 - 20.00
P		**Acero no aleado**								
				v_c m/min				30		
	P1.1.Z.AN	C=0.10-0.25%	428	f_n mm/rev.	0.15	0.18	0.20	0.20	0.30	0.30
				Creces	0.10	0.10	0.20	0.20	0.20	0.30
				v_c m/min				30		
	P1..Z.AN	Endurecido y templado	639	f_n mm/rev.	0.15	0.18	0.20	0.20	0.30	0.30
				Creces	0.10	0.10	0.20	0.20	0.20	0.30
				v_c m/min				30		
	P1.2.Z.AN	C=0.25-0.55%	639	f_n mm/rev.	0.15	0.18	0.20	0.20	0.30	0.30
				Creces	0.10	0.10	0.20	0.20	0.20	0.30
				v_c m/min				30		
	P1.2.Z.HT		708	f_n mm/rev.	0.15	0.18	0.20	0.20	0.30	0.30
				Creces	0.10	0.10	0.20	0.20	0.20	0.30
				v_c m/min				30		
	P1.3.Z.AN	C=0.55-0.80%	639	f_n mm/rev.	0.15	0.18	0.20	0.20	0.30	0.30
				Creces	0.10	0.10	0.20	0.20	0.20	0.30
				v_c m/min				20		
	P1.3.Z.HT		991	f_n mm/rev.	0.15	0.18	0.20	0.20	0.30	0.30
				Creces	0.10	0.10	0.20	0.20	0.20	0.30
		Acero de baja aleación								
				v_c m/min				30		
	P2.1.Z.AN	No templado	591	f_n mm/rev.	0.15	0.18	0.20	0.20	0.30	0.30
				Creces	0.10	0.10	0.20	0.20	0.20	0.30
				v_c m/min				20		
	P2.2.Z.AN	Recocido	811	f_n mm/rev.	0.15	0.18	0.20	0.20	0.30	0.30
				Creces	0.10	0.10	0.20	0.20	0.20	0.30
				v_c m/min				20		
	P2.3.Z.AN		867	f_n mm/rev.	0.15	0.18	0.20	0.20	0.30	0.30
				Creces	0.10	0.10	0.20	0.20	0.20	0.30
				v_c m/min				15		
	P2.5.Z.HT	Endurecido y templado	961	f_n mm/rev.	0.15	0.18	0.20	0.20	0.30	0.30
				Creces	0.10	0.10	0.20	0.20	0.20	0.30
		Acero fundido								
				v_c m/min				30		
	P1.5.C.UT	No aleado	503	f_n mm/rev.	0.15	0.18	0.20	0.20	0.30	0.30
				Creces	0.10	0.10	0.20	0.20	0.20	0.30
				v_c m/min				20		
	P2.6.C.UT	Baja aleación (elementos de aleación ≤ 5%)	674	f_n mm/rev.	0.15	0.18	0.20	0.20	0.30	0.30
				Creces	0.10	0.10	0.20	0.20	0.20	0.30
		Acero de alta aleación								
				v_c m/min				20		
	P3.0.Z.AN	Recocido	674	f_n mm/rev.	0.15	0.18	0.20	0.20	0.30	0.30
				Creces	0.10	0.10	0.20	0.20	0.20	0.30
				v_c m/min				15		
	P3.0.Z.HT		1282	f_n mm/rev.	0.15	0.18	0.20	0.20	0.30	0.30
				Creces	0.10	0.10	0.20	0.20	0.20	0.30
				v_c m/min				20		
	P3.1.Z.AN	Acero rápido (HSS) recocido	839	f_n mm/rev.	0.15	0.18	0.20	0.20	0.30	0.30
				Creces	0.10	0.10	0.20	0.20	0.20	0.30
				v_c m/min				15		
	P5.0.Z.HT		1114	f_n mm/rev.	0.15	0.18	0.20	0.20	0.30	0.30
				Creces	0.10	0.10	0.20	0.20	0.20	0.30
				v_c m/min				30		
	P5.0.Z.PH		503	f_n mm/rev.	0.15	0.18	0.20	0.20	0.30	0.30
				Creces	0.10	0.10	0.20	0.20	0.20	0.30

SPA

Datos de corte para CoroReamer™ 435

Valores en pulgadas

CoroReamer™ 435 -XF					Ø pulg.					
ISO	Núm. MC	Material	N/mm²	Datos de aplicación	< .197	.197 - .244	.244 - .315	.315 - .472	.472 - .630	.630 - .787
P		**Acero no aleado**								
				v_c pies/min				98		
	P1.1.Z.AN	C=0.10-0.25%	428	f_n pulg./rev	.006	.007	.008	.008	.012	.012
				Creces	.004	.004	.008	.008	.008	.012
				v_c pies/min				98		
	P.1..Z.AN	Endurecido y templado	639	f_n pulg./rev	.006	.007	.008	.008	.012	.012
				Creces	.004	.004	.008	.008	.008	.012
				v_c pies/min				98		
	P1.2.Z.AN	C=0.25-0.55%	639	f_n pulg./rev	.006	.007	.008	.008	.012	.012
				Creces	.004	.004	.008	.008	.008	.012
				v_c pies/min				98		
	P1.2.Z.HT		708	f_n pulg./rev	.006	.007	.008	.008	.012	.012
				Creces	.004	.004	.008	.008	.008	.012
				v_c pies/min				98		
	P1.3.Z.AN	C=0.55-0.80%	639	f_n pulg./rev	.006	.007	.008	.008	.012	.012
				Creces	.004	.004	.008	.008	.008	.012
				v_c pies/min				66		
	P1.3.Z.HT		991	f_n pulg./rev	.006	.007	.008	.008	.012	.012
				Creces	.004	.004	.008	.008	.008	.012
		Acero de baja aleación								
				v_c pies/min				98		
	P2.1.Z.AN	No templado	591	f_n pulg./rev	.006	.007	.008	.008	.012	.012
				Creces	.004	.004	.008	.008	.008	.012
				v_c pies/min				66		
	P2.2.Z.AN	Recocido	811	f_n pulg./rev	.006	.007	.008	.008	.012	.012
				Creces	.004	.004	.008	.008	.008	.012
				v_c pies/min				66		
	P2.3.Z.AN		867	f_n pulg./rev	.006	.007	.008	.008	.012	.012
				Creces	.004	.004	.008	.008	.008	.012
				v_c pies/min				49		
	P2.5.Z.HT	Endurecido y templado	961	f_n pulg./rev	.006	.007	.008	.008	.012	.012
				Creces	.004	.004	.008	.008	.008	.012
		Acero fundido								
				v_c pies/min				98		
	P1.5.C.UT	No aleado	503	f_n pulg./rev	.006	.007	.008	.008	.012	.012
				Creces	.004	.004	.008	.008	.008	.012
				v_c pies/min				66		
	P2.6.C.UT	Baja aleación (elementos de aleación ≤ 5%)	674	f_n pulg./rev	.006	.007	.008	.008	.012	.012
				Creces	.004	.004	.008	.008	.008	.012
		Acero de alta aleación								
				v_c pies/min				66		
	P3.0.Z.AN	Recocido	674	f_n pulg./rev	.006	.007	.008	.008	.012	.012
				Creces	.004	.004	.008	.008	.008	.012
				v_c pies/min				49		
	P3.0.Z.HT		1282	f_n pulg./rev	.006	.007	.008	.008	.012	.012
				Creces	.004	.004	.008	.008	.008	.012
				v_c pies/min				66		
	P3.1.Z.AN	Acero rápido (HSS) recocido	839	f_n pulg./rev	.006	.007	.008	.008	.012	.012
				Creces	.004	.004	.008	.008	.008	.012
				v_c pies/min				49		
	P5.0.Z.HT		1114	f_n pulg./rev	.006	.007	.008	.008	.012	.012
				Creces	.004	.004	.008	.008	.008	.012
				v_c pies/min				98		
	P5.0.Z.PH		503	f_n pulg./rev	.006	.007	.008	.008	.012	.012
				Creces	.004	.004	.008	.008	.008	.012

Datos de corte para CoroReamer™ 435

Valores métricos

CoroReamer™ 435 -XF					Ø mm					
ISO	Núm. MC	Material	N/mm²	Datos de aplicación	< 5.00	5.00 - 6.20	6.20 - 8.00	8.00 - 12.00	12.00 - 16.00	16.00 - 20.00
K		**Fundición maleable**								
				v_c m/min				30		
	K1.1.C.NS	Ferrítico Perlítico	428	f_n mm/rev.	0.15	0.18	0.20	0.20	0.25	0.30
				Creces	0.10	0.10	0.20	0.20	0.20	0.30
		Fundición gris								
				v_c m/min				30		
	K2.1.C.UT	Baja resistencia a la tracción	639	f_n mm/rev.	0.15	0.18	0.20	0.20	0.25	0.30
				Creces	0.10	0.10	0.20	0.20	0.20	0.30
				v_c m/min				30		
	K2.2.C.UT	Alta resistencia a la tracción	639	f_n mm/rev.	0.15	0.18	0.20	0.20	0.25	0.30
				Creces	0.10	0.10	0.20	0.20	0.20	0.30
				v_c m/min				30		
	K2.3.C.UT		708	f_n mm/rev.	0.15	0.18	0.20	0.20	0.25	0.30
				Creces	0.10	0.10	0.20	0.20	0.20	0.30
		Fundición nodular								
				v_c m/min				20		
	K3.1.C.UT	Ferrítica	639	f_n mm/rev.	0.15	0.18	0.20	0.20	0.25	0.30
				Creces	0.10	0.10	0.20	0.20	0.20	0.30
				v_c m/min				20		
	K3.2.C.UT	Perlítica	991	f_n mm/rev.	0.15	0.18	0.20	0.20	0.25	0.30
				Creces	0.10	0.10	0.20	0.20	0.20	0.30
				v_c m/min				20		
	K3.3.C.UT	Perlítica	503	f_n mm/rev.	0.15	0.18	0.20	0.20	0.25	0.30
				Creces	0.10	0.10	0.20	0.20	0.20	0.30
				v_c m/min				20		
	K3.5.C.UT		591	f_n mm/rev.	0.15	0.18	0.20	0.20	0.25	0.30
				Creces	0.10	0.10	0.20	0.20	0.20	0.30
N		**Aleaciones de aluminio**								
				v_c m/min				50		
	N1.2.Z.UT	Forjadas o forjadas y trabajadas en frío, no envejecidas	400	f_n mm/rev.	0.15	0.18	0.20	0.20	0.25	0.30
				Creces	0.10	0.10	0.15	0.20	0.20	0.30
				v_c m/min				50		
	N1.2.Z.AG	Forjadas o forjadas y envejecidas	650	f_n mm/rev.	0.15	0.18	0.20	0.20	0.25	0.30
				Creces	0.10	0.10	0.15	0.20	0.20	0.30
				v_c m/min				50		
	N1.3.C.UT	Fundidas, no envejecidas	600	f_n mm/rev.	0.15	0.18	0.20	0.20	0.25	0.30
				Creces	0.10	0.10	0.15	0.20	0.20	0.30
				v_c m/min				50		
	N1.3.C.AG	Fundición, o fundición y envejecido	700	f_n mm/rev.	0.15	0.18	0.20	0.20	0.25	0.30
				Creces	0.10	0.10	0.15	0.20	0.20	0.30
				v_c m/min				30		
	N1.4.C.NS	Aleaciones de fundición AlSi, Si ≥ 13%	700	f_n mm/rev.	0.15	0.15	0.15	0.20	0.20	0.30
				Creces	0.10	0.10	0.20	0.20	0.20	0.30
		Aleaciones con base de cobre								
				v_c m/min				50		
	N3.3.U.UT	Aleaciones para corte sin problemas basadas en cobre (Pb>1%)	550	f_n mm/rev.	0.15	0.18	0.20	0.20	0.25	0.30
				Creces	0.10	0.10	0.15	0.20	0.20	0.30
				v_c m/min				50		
	N3.1.U.UT	Aleaciones de cobre sin plomo (incl. cobre electrolítico)	1350	f_n mm/rev.	0.15	0.18	0.20	0.20	0.25	0.30
				Creces	0.10	0.10	0.15	0.20	0.20	0.30
O		**Plásticos**								
				v_c m/min				40		
				f_n mm/rev.	0.15	0.15	0.15	0.35	0.35	0.40
				Creces	0.15	0.15	0.20	0.20	0.20	0.30

SPA

Datos de corte para CoroReamer™ 435

Valores en pulgadas

CoroReamer™ 435 -XF					Ø pulg.					
ISO	Núm. MC	Material	N/mm²	Datos de aplicación	< .197	.197 - .244	.244 - .315	.315 - .472	.472 - .630	.630 - .787
K		**Fundición maleable**								
				v_c pies/min	98					
	K1.1.C.NS	Ferrítico Perlítico	428	f_n pulg./rev	.006	.007	.008	.008	.010	.012
				Creces	.004	.004	.008	.008	.008	.012
		Fundición gris								
				v_c pies/min	98					
	K2.1.C.UT	Baja resistencia a la tracción	639	f_n pulg./rev	.006	.007	.008	.008	.010	.012
				Creces	.004		.008	.008	.008	.012
				v_c pies/min	98					
	K2.2.C.UT	Alta resistencia a la tracción	639	f_n pulg./rev	.006	.007	.008	.008	.010	.012
				Creces	.004	.004	.008	.008	.008	.012
				v_c pies/min	98					
	K2.3.C.UT		708	f_n pulg./rev	.006	.007	.008	.008	.010	.012
				Creces	.004	.004	.008	.008	.008	.012
		Fundición nodular								
				v_c pies/min	66					
	K3.1.C.UT	Ferrítica	639	f_n pulg./rev	.006	.007	.008	.008	.010	.012
				Creces	.004	.004	.008	.008	.008	.012
				v_c pies/min	66					
	K3.2.C.UT	Perlítica	991	f_n pulg./rev	.006	.007	.008	.008	.010	.012
				Creces	.004	.004	.008	.008	.008	.012
				v_c pies/min	66					
	K3.3.C.UT	Perlítica	503	f_n pulg./rev	.006	.007	.008	.008	.010	.012
				Creces	.004	.004	.008	.008	.008	.012
				v_c pies/min	66					
	K3.5.C.UT		591	f_n pulg./rev	.006	.007	.008	.008	.010	.012
				Creces	.004	.004	.008	.008	.008	.012
N		**Aleaciones de aluminio**								
				v_c pies/min	164					
	N1.2.Z.UT	Forjadas o forjadas y trabajadas en frío, no envejecidas	400	f_n pulg./rev	.006	.007	.008	.008	.010	.012
				Creces	.004	.004	.006	.008	.008	.012
				v_c pies/min	164					
	N1.2.Z.AG	Forjadas o forjadas y envejecidas	650	f_n pulg./rev	.006	.007	.008	.008	.010	.012
				Creces	.004	.004	.006	.008	.008	.012
				v_c pies/min	164					
	N1.3.C.UT	Fundidas, no envejecidas	600	f_n pulg./rev	.006	.007	.008	.008	.010	.012
				Creces	.004	.004	.006	.008	.008	.012
				v_c pies/min	164					
	N1.3.C.AG	Fundición, o fundición y envejecido	700	f_n pulg./rev	.006	.007	.008	.008	.010	.012
				Creces	.004	.004	.006	.008	.008	.012
				v_c pies/min	98					
	N1.4.C.NS	Aleaciones de fundición AlSi, Si ≥ 13%	700	f_n pulg./rev	.006	.006	.006	.008	.008	.012
				Creces	.004	.004	.008	.008	.008	.012
		Aleaciones con base de cobre								
				v_c pies/min	164					
	N3.3.U.UT	Aleaciones para corte sin problemas basadas en cobre (Pb>1%)	550	f_n pulg./rev	.006	.007	.008	.008	.010	.012
				Creces	.004	.004	.006	.008	.008	.012
				v_c pies/min	164					
	N3.1.U.UT	Aleaciones de cobre sin plomo (incl. cobre electrolítico)	1350	f_n pulg./rev	.006	.007	.008	.008	.010	.012
					.004	.004	.006	.008	.008	.012
				Creces						
O		**Plásticos**								
				v_c pies/min	131					
				f_n pulg./rev	.006	.006	.006	.014	.014	.016
				Creces	.006	.006	.008	.008	.008	.012

Datos de corte para escariador 830

Valores métricos

ISO	CMC	Material	Dureza Brinell HB	Calidad	Velocidad de corte V_c M/min	Avance f_z mm/plaquita	Profundidad de corte radial a_p mm
P		**Acero no aleado**					
	01.1	No templado 0,10-0,25% C	90-200		150-200	0.15-0.25	
	01.2	No templado 0,25-0,55% C	125-225	P10R	150-200	0.15-0.25	0.1-0.3
	01.3	No templado 0,55-0,80% C	150-225		140-180	0.15-0.25	
	01.4	Acero de alto contenido en carbono y acero de herramientas	180-225		140-180	0.15-0.25	
		Acero de baja aleación					
	02.1	No templado	150-260	P10R	110-180	0.15-0.25	0.1-0.3
	02.2	Templado y revenido	220-400		70-130	0.10-0.20	
		Acero fundido					
	06.1	No aleado	90-225	P10R	140-180	0.15-0.25	0.1-0.3
	06.2	Baja aleación	150-250		100-150	0.15-0.25	
K		**Fundición maleable**					
	07.2	Perlítica	150-270	P10R	150-200	0.15-0.25	0.1-0.3
		Fundición nodular					
	09.2	Perlítica	200-300	P10R	110-190	0.15-0.25	0.1-0.3

Valores en pulgadas

ISO	CMC	Material	Dureza Brinell HB	Calidad	Velocidad de corte V_c p/min	Avance f_z pulg./plaquita	Profundidad de corte radial a_p pulg.
P		**Acero no aleado**					
	01.1	No templado 0,10-0,25% C	90-200		490-650	.006-.010	
	01.2	No templado 0,25-0,55% C	125-225	P10R	490-650	.006-.010	.004-.012
	01.3	No templado 0,55-0,80% C	150-225		460-590	.006-.010	
	01.4	Acero de alto contenido en carbono y acero de herramientas	180-225		460-590	.006-.010	
		Acero de baja aleación					
	02.1	No templado	150-260	P10R	360-590	.006-.010	.004-.012
	02.2	Endurecido y templado	220-400		230-425	.004-.008	
		Acero fundido					
	06.1	No aleado	90-225	P10R	460-590	.006-.010	.004-.012
	06.2	Baja aleación	150-250		330-490	.006-.010	
K		**Fundición maleable**					
	07.2	Perlítica	150-270	P10R	490-650	.006-.010	.004-.012
		Fundición nodular					
	09.2	Perlítica	200-300	P10R	360-620	.006-.010	.004-.012

SPA

Datos de corte para CoroReamer™ 835

Valores métricos

CoroReamer™ 835 -PF					Ø mm					
ISO	Núm. MC	Material	N/mm²	Datos de aplicación	< 5.00	5.00 - 6.20	6.20 - 8.00	8.00 - 12.00	12.00 - 16.00	16.00 - 20.00
P		**Acero no aleado**								
				v_c m/min				180		
	P1.1.Z.AN	C=0.10-0.25%	428	f_n mm/rev.	0.20	0.30	0.50	0.80	1.10	1.50
				Creces	0.10	0.10	0.10	0.15	0.20	0.20
				v_c m/min				180		
	P.1..Z.AN	Endurecido y templado	639	f_n mm/rev.	0.20	0.30	0.50	0.80	1.10	1.50
				Creces	0.10	0.10	0.10	0.15	0.20	0.20
				v_c m/min				180		
	P1.2.Z.AN	C=0.25-0.55%	639	f_n mm/rev.	0.20	0.30	0.50	0.80	1.10	1.50
				Creces	0.10	0.10	0.10	0.15	0.20	0.20
				v_c m/min				180		
	P1.2.Z.HT		708	f_n mm/rev.	0.20	0.30	0.50	0.80	1.10	1.50
				Creces	0.10	0.10	0.10	0.15	0.20	0.20
				v_c m/min				180		
	P1.3.Z.AN	C=0.55-0.80%	639	f_n mm/rev.	0.20	0.30	0.50	0.80	1.10	1.50
				Creces	0.10	0.10	0.10	0.15	0.20	0.20
				v_c m/min				140		
	P1.3.Z.HT		991	f_n mm/rev.	0.20	0.30	0.50	0.80	1.10	1.50
				Creces	0.10	0.10	0.10	0.15	0.20	0.20
		Acero de baja aleación								
				v_c m/min				180		
	P2.1.Z.AN	No templado	591	f_n mm/rev.	0.20	0.30	0.50	0.80	1.10	1.50
				Creces	0.10	0.10	0.10	0.15	0.20	0.20
				v_c m/min				180		
	P2.2.Z.AN	Recocido	811	f_n mm/rev.	0.20	0.30	0.50	0.80	1.10	1.50
				Creces	0.10	0.10	0.10	0.15	0.20	0.20
				v_c m/min				140		
	P2.3.Z.AN		867	f_n mm/rev.	0.20	0.30	0.50	0.80	1.10	1.50
				Creces	0.10	0.10	0.10	0.15	0.20	0.20
				v_c m/min				140		
	P2.5.Z.HT	Endurecido y templado	961	f_n mm/rev.	0.20	0.30	0.50	0.80	1.10	1.50
				Creces	0.10	0.10	0.10	0.15	0.20	0.20
		Acero fundido								
				v_c m/min				180		
	P1.5.C.UT	No aleado	503	f_n mm/rev.	0.20	0.30	0.50	0.80	1.10	1.50
				Creces	0.10	0.10	0.10	0.15	0.20	0.20
				v_c m/min				180		
	P2.6.C.UT	Baja aleación (elementos de aleación ≤ 5%)	674	f_n mm/rev.	0.20	0.30	0.50	0.80	1.10	1.50
				Creces	0.10	0.10	0.10	0.15	0.20	0.20
		Acero de alta aleación								
				v_c m/min				180		
	P3.0.Z.AN	Recocido	674	f_n mm/rev.	0.20	0.30	0.50	0.80	1.10	1.50
				Creces	0.10	0.10	0.10	0.15	0.20	0.20
				v_c m/min				140		
	P3.0.Z.HT		1282	f_n mm/rev.	0.20	0.30	0.50	0.80	1.10	1.50
				Creces	0.10	0.10	0.10	0.15	0.20	0.20
				v_c m/min				180		
	P3.1.Z.AN	Acero rápido (HSS) recocido	839	f_n mm/rev.	0.20	0.30	0.50	0.80	1.10	1.50
				Creces	0.10	0.10	0.10	0.15	0.20	0.20
				v_c m/min				140		
	P5.0.Z.HT		1114	f_n mm/rev.	0.20	0.30	0.50	0.80	1.10	1.50
				Creces	0.10	0.10	0.10	0.15	0.20	0.20

Datos de corte para CoroReamer™ 835

Valores en pulgadas

CoroReamer™ 835 -PF					Ø pulg.					
ISO	Núm. MC	Material	N/mm²	Datos de aplicación	< .197	.197 - .244	.244 - .315	.315 - .472	.472 - .630	.630 - .787
P		**Acero no aleado**								
				v_c pies/min				591		
	P1.1.Z.AN	C=0.10-0.25%	428	f_n pulg./rev	.008	.012	.020	.031	.043	.059
				Creces	.004	.004	.004	.006	.008	.008
				v_c pies/min				591		
	P1..Z.AN	Endurecido y templado	639	f_n pulg./rev	.008	.012	.020	.031	.043	.059
				Creces	.004	.004	.004	.006	.008	.008
				v_c pies/min				591		
	P1.2.Z.AN	C=0.25-0.55%	639	f_n pulg./rev	.008	.012	.020	.031	.043	.059
				Creces	.004	.004	.004	.006	.008	.008
				v_c pies/min				591		
	P1.2.Z.HT		708	f_n pulg./rev	.008	.012	.020	.031	.043	.059
				Creces	.004	.004	.004	.006	.008	.008
				v_c pies/min				591		
	P1.3.Z.AN	C=0.55-0.80%	639	f_n pulg./rev	.008	.012	.020	.031	.043	.059
				Creces	.004	.004	.004	.006	.008	.008
				v_c pies/min				459		
	P1.3.Z.HT		991	f_n pulg./rev	.008	.012	.020	.031	.043	.059
				Creces	.004	.004	.004	.006	.008	.008
		Acero de baja aleación								
				v_c pies/min				591		
	P2.1.Z.AN	No templado	591	f_n pulg./rev	.008	.012	.020	.031	.043	.059
				Creces	.004	.004	.004	.006	.008	.008
				v_c pies/min				591		
	P2.2.Z.AN	Recocido	811	f_n pulg./rev	.008	.012	.020	.031	.043	.059
				Creces	.004	.004	.004	.006	.008	.008
				v_c pies/min				459		
	P2.3.Z.AN		867	f_n pulg./rev	.008	.012	.020	.031	.043	.059
				Creces	.004	.004	.004	.006	.008	.008
				v_c pies/min				459		
	P2.5.Z.HT	Endurecido y templado	961	f_n pulg./rev	.008	.012	.020	.031	.043	.059
				Creces	.004	.004	.004	.006	.008	.008
		Acero fundido								
				v_c pies/min				591		
	P1.5.C.UT	No aleado	503	f_n pulg./rev	.008	.012	.020	.031	.043	.059
				Creces	.004	.004	.004	.006	.008	.008
				v_c pies/min				591		
	P2.6.C.UT	Baja aleación (elementos de aleación ≤ 5%)	674	f_n pulg./rev	.008	.012	.020	.031	.043	.059
				Creces	.004	.004	.004	.006	.008	.008
		Acero de alta aleación								
				v_c pies/min				591		
	P3.0.Z.AN	Recocido	674	f_n pulg./rev	.008	.012	.020	.031	.043	.059
				Creces	.004	.004	.004	.006	.008	.008
				v_c pies/min				459		
	P3.0.Z.HT		1282	f_n pulg./rev	.008	.012	.020	.031	.043	.059
				Creces	.004	.004	.004	.006	.008	.008
				v_c pies/min				591		
	P3.1.Z.AN	Acero rápido (HSS) recocido	839	f_n pulg./rev	.008	.012	.020	.031	.043	.059
				Creces	.004	.004	.004	.006	.008	.008
				v_c pies/min				459		
	P5.0.Z.HT		1114	f_n pulg./rev	.008	.012	.020	.031	.043	.059
				Creces	.004	.004	.004	.006	.008	.008

SPA

Datos de corte para CoroReamer™ 835

Valores métricos

CoroReamer™ 835 -PF					Ø mm					
ISO	Núm. MC	Material	N/mm²	Datos de aplicación	< 5.00	5.00 - 6.20	6.20 - 8.00	8.00 - 12.00	12.00 - 16.00	16.00 - 20.00
K		**Fundición maleable**								
				v_c m/min				90		
	K1.1.C.NS	Ferrítico Perlítico	428	f_n mm/rev.	0.30	0.40	0.60	1.00	1.30	1.80
				Creces	0.10	0.10	0.15	0.20	0.20	0.30
		Fundición gris								
				v_c m/min				110		
	K2.1.C.UT	Baja resistencia a la tracción	639	f_n mm/rev.	0.30	0.40	0.60	1.00	1.30	1.80
				Creces	0.10	0.10	0.15	0.20	0.20	0.30
				v_c m/min				150		
	K2.2.C.UT	Alta resistencia a la tracción	639	f_n mm/rev.	0.30	0.40	0.60	1.00	1.30	1.80
				Creces	0.10	0.10	0.15	0.20	0.20	0.30
				v_c m/min				90		
	K2.3.C.UT		708	f_n mm/rev.	0.30	0.40	0.60	1.00	1.30	1.80
				Creces	0.10	0.10	0.15	0.20	0.20	0.30
		Fundición nodular								
				v_c m/min				90		
	K3.1.C.UT	Ferrítica	639	f_n mm/rev.	0.30	0.40	0.60	1.00	1.30	1.80
				Creces	0.10	0.10	0.15	0.20	0.20	0.30
				v_c m/min				90		
	K3.2.C.UT	Perlítica	991	f_n mm/rev.	0.30	0.40	0.60	1.00	1.30	1.80
				Creces	0.10	0.10	0.15	0.20	0.20	0.30
				v_c m/min				90		
	K3.3.C.UT	Perlítica	503	f_n mm/rev.	0.30	0.40	0.60	1.00	1.30	1.80
				Creces	0.10	0.10	0.15	0.20	0.20	0.30
				v_c m/min				90		
	K3.5.C.UT		591	f_n mm/rev.	0.30	0.40	0.60	1.00	1.30	1.80
				Creces	0.10	0.10	0.15	0.20	0.20	0.30

Valores en pulgadas

CoroReamer™ 835 -PF					Ø pulg.					
ISO	Núm. MC	Material	N/mm²	Datos de aplicación	< .197	.197 - .244	.244 - .315	.315 - .472	.472 - .630	.630 - .787
K		**Fundición maleable**								
				v_c pies/min				295		
	K1.1.C.NS	Ferrítico Perlítico	428	f_n pulg./rev	.012	.016	.024	.039	.051	.071
				Creces	.004	.004	.006	.008	.008	.012
		Fundición gris								
				v_c pies/min				361		
	K2.1.C.UT	Baja resistencia a la tracción	639	f_n pulg./rev	.012	.016	.024	.039	.051	.071
				Creces	.004	.004	.006	.008	.008	.012
				v_c pies/min				492		
	K2.2.C.UT	Alta resistencia a la tracción	639	f_n pulg./rev	.012	.016	.024	.039	.051	.071
				Creces	.004	.004	.006	.008	.008	.012
				v_c pies/min				295		
	K2.3.C.UT		708	f_n pulg./rev	.012	.016	.024	.039	.051	.071
				Creces	.004	.004	.006	.008	.008	.012
		Fundición nodular								
				v_c pies/min				295		
	K3.1.C.UT	Ferrítica	639	f_n pulg./rev	.012	.016	.024	.039	.051	.071
				Creces	.004	.004	.006	.008	.008	.012
				v_c pies/min				295		
	K3.2.C.UT	Perlítica	991	f_n pulg./rev	.012	.016	.024	.039	.051	.071
				Creces	.004	.004	.006	.008	.008	.012
				v_c pies/min				295		
	K3.3.C.UT	Perlítica	503	f_n pulg./rev	.012	.016	.024	.039	.051	.071
				Creces	.004	.004	.006	.008	.008	.012
				v_c pies/min				295		
	K3.5.C.UT		591	f_n pulg./rev	.012	.016	.024	.039	.051	.071
				Creces	.004	.004	.006	.008	.008	.012

Datos de corte para CoroReamer™ 835

Valores métricos

CoroReamer™ 835 -MF					Ø mm					
ISO	Núm. MC	Material	N/mm²	Datos de aplicación	< 5.00	5.00 - 6.20	6.20 - 8.00	8.00 - 12.00	12.00 - 16.00	16.00 - 20.00
P		Acero no aleado								
				v_c m/min				30		
	P5.0.Z.PH		503	f_n mm/rev.	0.10	0.15	0.30	0.40	0.50	0.60
				Creces	0.05	0.10	0.10	0.10	0.20	0.20
M		Acero inoxidable								
				v_c m/min				40		
	M1.0.Z.AQ	Austenítico	811	f_n mm/rev.	0.10	0.15	0.30	0.40	0.50	0.60
				Creces	0.05	0.10	0.10	0.10	0.20	0.20
				v_c m/min				40		
	M2.0.Z.AQ	Super austenítico	961	f_n mm/rev.	0.10	0.15	0.30	0.40	0.50	0.60
				Creces	0.05	0.10	0.10	0.10	0.20	0.20
				v_c m/min				30		
	M3.1.Z.AQ		674	f_n mm/rev.	0.10	0.15	0.30	0.40	0.50	0.60
				Creces	0.05	0.10	0.10	0.10	0.20	0.20
				v_c m/min				30		
	M3.2.Z.AQ	Dúplex (austenítico/ferrítico)	674	f_n mm/rev.	0.10	0.15	0.30	0.40	0.50	0.60
				Creces	0.05	0.10	0.10	0.10	0.20	0.20
				v_c m/min				40		
	M1.0.C.UT		674	f_n mm/rev.	0.10	0.15	0.30	0.40	0.50	0.60
				Creces	0.05	0.10	0.10	0.10	0.20	0.20
				v_c m/min				40		
	M2.0.C.AQ			f_n mm/rev.	0.10	0.15	0.30	0.40	0.50	0.60
				Creces	0.05	0.10	0.10	0.10	0.20	0.20
				v_c m/min				30		
	M3.1.C.AQ		1114	f_n mm/rev.	0.20	0.30	0.50	0.80	1.10	1.50
				Creces	0.10	0.10	0.10	0.15	0.20	0.20

Valores en pulgadas

CoroReamer™ 835 -MF					Ø mm					
ISO	Núm. MC	Material	N/mm²	Datos de aplicación	< .197	.197 - .244	.244 - .315	.315 - .472	.472 - .630	.630 - .787
P		Acero no aleado								
				v_c pies/min				98		
	P5.0.Z.PH		503	f_n pulg./rev	.004	.006	.012	.016	.020	.024
				Creces	.002	.004	.004	.004	.008	.008
M		Acero inoxidable								
				v_c pies/min				131		
	M1.0.Z.AQ	Austenítico	811	f_n pulg./rev	.004	.006	.012	.016	.020	.024
				Creces	.002	.004	.004	.004	.008	.008
				v_c pies/min				131		
	M2.0.Z.AQ	Super austenítico	961	f_n pulg./rev	.004	.006	.012	.016	.020	.024
				Creces	.002	.004	.004	.004	.008	.008
				v_c pies/min				98		
	M3.1.Z.AQ		674	f_n pulg./rev	.004	.006	.012	.016	.020	.024
				Creces	.002	.004	.004	.004	.008	.008
				v_c pies/min				98		
	M3.2.Z.AQ	Dúplex (austenítico/ferrítico)	674	f_n pulg./rev	.004	.006	.012	.016	.020	.024
				Creces	.002	.004	.004	.004	.008	.008
				v_c pies/min				131		
	M1.0.C.UT		674	f_n pulg./rev	.004	.006	.012	.016	.020	.024
				Creces	.002	.004	.004	.004	.008	.008
				v_c pies/min				131		
	M2.0.C.AQ			f_n pulg./rev	.004	.006	.012	.016	.020	.024
				Creces	.002	.004	.004	.004	.008	.008
				v_c pies/min				98		
	M3.1.C.AQ		1114	f_n pulg./rev	.008	.012	.020	.031	.043	.059
				Creces	.004	.004	.004	.006	.008	.008

Información general

Herramientas personalizadas especiales E2-E8

ISO 13399 E9

Fórmulas generales E12

Ifind E13

Reacondicionamiento E14

Concepto Coromant para Reciclado (CRC) E15

Información de seguridad E16

Lista de referencia cruzada de materiales E17

Claves de códigos
CoroMill® Plura E22
Fresado de roscas CoroMill® Plura E26
CoroTap™ E27

Información sobre el suministro de refrigerante E28

Índice alfanumérico E29

Herramientas de fresado enterizas personalizadas

	CoroMill® Plura - Versátil			CoroMill® Plura - Optimizada	
	Desbaste pesado	**Desbaste medio**	**Fresa de ranurar de punta esférica para perfilado**	**Fresado pesado**	**Fresado lateral de gran avance**
C					
D_c mm	2-25.4	2-25.4	2-25.4	2-25.4	4-25.4
ZEFP	2/3/4	3	2/3/4	4/5	4
FHA	30/35	45	0/20/30/40/45/50/60	38/42	37
Mango	HA/HB	HA/HB	HA/HB/ILO	HA/HB	HA/HB
RE	0.4xDC	0.4xDC	N/A	0.4xDC	0.4xDC
CHW	0.2xDC	0.2xDC	N/A	0.15xDC	0.15xDC
KCH	30-60	30-60	N/A	40-50	40-50
APMX	5xDC	5xDC	-	6xDC	5xDC
Calidad	H10F/1620/1630	H10F/1620/1630	H10F/1630/N20C	H10F/1720/1730/1740	1630/1720/1730/1740

	CoroMill® Plura - Optimizada				
	Fresado lateral de alto avance en materiales ISO S	**Fresado estable para múltiples operaciones**	**Fresado de piezas duras**	**Gran volumen de eliminación de viruta**	**Desbaste con rompevirutas**
C					
D_c mm	4-38.1	2-32	2-20	2-25.4	5-32
ZEFP	4/5/6	3-8	2-8	2/3/4	3/8
FHA	42	30/50	0/20/30/40/45/50/55/60	25/30/45	20/30/40/45
Mango	HA/HB/ILO	HA/HB/ILO	HA/HB/ILO	HA/HB/RS	HA/HB/ILO
RE	0.4xDC	0.25XDC	0.495xDC	0.4xDC	0.495xDC
CHW	0.15xDC	0.2xDC	0.2xDC	0.2xDC	0.2xDC
KCH	40-50	20-60	20-60	15-60	20-60
APMX	4xDC	4xDC	5xDC	5xDC	5xDC
Calidad	1745/1710	H10F/1610/1620/1630/1640/1725	H10F/1610/1620/1630/1640	H10F/1630/N20C	H10F/1610/1620/1630/1640

SPA

Herramientas de fresado enterizas personalizadas

C

	CoroMill® Plura - Optimizada		
	Acabado	**Fresa de ranurar de punta esférica para perfilado**	**Aplicaciones de recanteado**
D_c mm	2-32	2-25.4	4.0 - 12.7
ZEFP	2/10	2-4	Según la geometría
FHA	0/20/30/40/45/50/55/60	0/30/50/60	Según la geometría
Mango	HA/HB/ILO	HA/HB	SS
RE	0.495xDC	N/A	N/A
CHW	0.2xDC	N/A	N/A
KCH	20-60	N/A	N/A
APMX	5xDC	5xDC	5xDC
Calidad	H10F/1610/1620/1630/1640	H10F/1620/1630	H10F/O10M/O10A/O12M

Herramientas de fresado enterizas personalizadas

	CoroMill® 316				
	Cabeza para fresado pesado	**Cabeza de fresado estable para múltiples operaciones**	**Cabeza para planeado de alto avance**	**Cabeza para gran volumen de eliminación de viruta**	**Cabeza para desbaste con rompevirutas**
C					
D_c mm	0,6xDC-DC	0,6xDC-DC	Nominal DC	0,6xDC-DC	0,6xDC-DC
ZEFP	4/5	3/4/5	3/4	3	4/5/6/8
FHA	38/42	50	50	45	40/45
Mango	EH	EH	EH	EH	EH
RE	0.4xDC	0.4xDC	0.4xDC	0.4xDC	0.4xDC
CHW	0.2xDC	0.2xDC	0.2xDC	0.2xDC	0.2xDC
KCH	40-50	40-50	40-50	40-50	40-50
APMX	0.55-1.2xDC	0.55-1-1.2-1.5XDC	0.55-1-1.2-1.5XDC	0.55-1-1.2-1.5XDC	0.55-1-1.2-1.5XDC
Calidad	H10F/1630	H10F/1030/1620/1730	H10F/1030/1620/1730	H10F/1030/1620/1730	H10F/1030/1620/1730

	CoroMill® 316			
	Cabeza para acabado	**Cabeza para fresado de chaflanes**	**Cabeza para fresado de perfiles**	**Fresado lateral de alto avance**
C				
D_c mm	0,6xDC-DC	Nominal DC	0,6xDC-DC	0,6xDC-DC
ZEFP	6/8/10/12	4/6/8	2/4	6
FHA	50	0	40	42
Mango	EH	EH	EH	EH
RE	0.4xDC	0.4xDC	N/A	0.4xDC
CHW	0.2xDC	0.2xDC	N/A	0.2xDC
KCH	40-50	40-50	N/A	40-50
APMX	0.55-1-1.2-1.5XDC	0.55-1-1.2-1.5XDC	0,55-1-1,2-1,5XDC	0.5-1.5xDC
Calidad	H10F/1030/1620/1730	H10F/1030/1620/1730	H10F/1030/1620/1730	1745

Brocas enterizas de metal duro personalizadas

C

	CoroDrill® 860-PM	CoroDrill® 860-MM	CoroDrill® 860-NM	CoroDrill® 860-SM	CoroDrill® 861-GP	CoroDrill® 861 - GM	CoroDrill® 862-GM
Área de aplicación	Solución optimizada para acero	Solución optimizada para acero inoxidable	Solución optimizada para aluminio	Solución optimizada para HRSA	Broca guía	Brocas para agujeros profundos en múltiples materiales	Solución optimizada para diámetros pequeños
Área de aplicación ISO	P	M	N	S	P M K N	P M K N	P M K N S
Diámetro de taladrado	3.0 - 20.00	3.0 - 20.00	3.0 - 20.00	3.0 - 16.00	3.0 - 20.00	3.0 - 20.00	1.801 - 2.999
Profundidad de taladrado	<8 x Ø	<8 x Ø	<8 x Ø	<8 x Ø	<5 x Ø	<30 x Ø	<12 x Ø
Opciones de tolerancia	NO	SÍ	SÍ	SÍ	NO	NO	SÍ
Tipo de mango	HA, HE	HA, HE	HA, HE	HA, HE	HA	HA	HA
Refrigerante	Interior y exterior	Interior	Interior y exterior	Interior y exterior	Interior	Interior	Interior
Tipo de broca	1, 2 y 3	1 y 2	1, 2 y 4	1, 2 y 3	1 y 2	1	1
Opciones de recubrimiento	NO	NO	SÍ	NO	NO	NO	NO
Chaflán del vértice	NO	NO	NO	NO	NO	NO	NO
Radio de punta	NO	NO	NO	NO	NO	NO	NO
Opciones del ángulo de punta	NO	NO	NO	NO	NO	NO	NO
Margen	Individual	Individual	Individual	Individual	Individual	Compensación doble	Individual
Opciones de redondeado del filo	NO	NO	NO	NO	NO	NO	NO
Pulido del canal	NO	NO	NO	NO	NO	Predeterminado	NO

Brocas enterizas de metal duro personalizadas

CoroDrill® 860-GM	CoroDrill® 400	CoroDrill® 430	CoroDrill® 865	CoroDrill® 460-XM	Rock drill	CoroDrill® 452	CoroDrill® 863
Solución optimizada para varios materiales	Canal recto para ISO-K	3 canales para ISO-K	Orificio de aceite de cigüeñal en ISO-K e ISO-P	Solución versátil para varios materiales	Optimized Solution ISO-H	Taladrado manual	Composites
P M K N S H	K	K	P K	P M K N S H	H	N S O	M N S O
3.0 - 20.00	3.0 - 25.00	3.0 - 25.00	3.0 - 10.00	3.0 - 25.00	7.0 - 20.00	2.0 - 12.7	4.0 - 11.2
<8 x Ø	<10 x Ø	<10 x Ø	<25 x Ø	<8 x Ø	<2 x Ø	<15 x Ø	<15 x Ø
SÍ	SÍ	SÍ	NO	SÍ	NO	NO	NO
HA, HE	HA & MQL	HA & MQL	HA MQL, MQL Longitud extendida	HA, HE, SS, RR, MQL	HA	SS	SS, HA, RR, RS, THA
Interior y exterior	Interior y exterior	Interior y exterior	Interior	Interior y exterior	Exterior	Exterior	Interior y exterior
1, 2, 3, 4 y 5	1, 2, 3, 4, 5 y 6	1, 2, 4, 5 y 6	1	1, 2, 3, 4 y 5	1	1,4,6	1,4
NO	Predeterminado según la calidad ISO-K	Predeterminado según la calidad ISO-K	NO	TiAlNTop, TiAlN, TiN	NO	NO	1220, N20C
SÍ	SÍ	SÍ	NO	SÍ	SÍ	NO	NO
SÍ	SÍ	SÍ	NO	SÍ	SÍ	NO	NO
118° - 150°	90° - 180°	110° - 180°	NO	90° - 180°	127°	NO	NO
Individual	Doble	Individual	Compensación doble	Individual o doble	Individual	Individual o doble	Individual
NO	SÍ	SÍ	NO	NO	SÍ	NO	NO
NO	SÍ	SÍ	Predeterminado	NO	SÍ	NO	NO

SPA

Herramientas de roscado con macho personalizadas

C

	CoroTap™ 100	CoroTap™ 200	CoroTap™ 300	CoroTap™ 400
Diseño del producto	K	P M N S	P M N S	P
Sustrato	HSS-E-PM/Metal duro	HSSE/HSS-E-PM	HSSE/HSS-E-PM	HSS-E-PM
Forma de rosca	M,MF,UNC,UNF,UNJC,UNJF	M,MF,UNC,UNF,UN,UNEF,UNJC, UNJF,G	M,MF,UNC,UNF,UN,UNEF,UNJC, UNJF,G	M,MF,UNC,UNF,UN,UNEF,UNJC, UNJF,G
Tamaño de la rosca	M8-M16 1/4-5/8	M6-M16 1/4-5/8	M6-M16 1/4-5/8	M2-M16 4-40-5/8
BSG	DIN371,DIN376,DIN/ANSI	DIN371,DIN376,DIN/ ANSI,ISO,ANSI,JIS	DIN371,DIN376,DIN/ ANSI,ISO,ANSI,JIS	DIN2174,ISO,ANSI,DIN-ANSI,JIS
FHA			15,40,45	
Número de ranuras	4/5	3/4	3/4	Según el diámetro de la rosca
Dirección del corte	A derecha o A izquierda	A derecha o A izquierda	A derecha o A izquierda	A derecha o A izquierda
THCHT	4H,6H,6G,4HX,6HX,2B,2BX,3B,3 BX	4H,6H,6G,4HX,6HX,6GX,7H,7G,7 GX,2B,2BX,3B,3BX	4H,6H,6G,4HX,6HX,6GX,7H,7G,7 GX	4H,4HX,6H,6HX,6G,6GX,7G,7GX, 7H,2B,2BX,3B,3BX
Sobredimensionado/ subdimensionado	+/- 0.1 mm	+/- 0.1 mm	+/- 0.1 mm	+/- 0.1 mm
Tipo de chaflán	C,E,F	E,C,B,A	E,C,B,A	C,E,F,A,B
LF	Según el diseño del macho de roscar	Según el diseño del macho de roscar	Según el diseño del macho de roscar	Según el diseño del macho de roscar
THL	Según el diseño del macho de roscar	Según el diseño del macho de roscar	Según el diseño del macho de roscar	Según el diseño del macho de roscar
LU	Según el diseño del macho de roscar	Según el diseño del macho de roscar	Según el diseño del macho de roscar	Según el diseño del macho de roscar
Refrigerante	Ninguno, axial, radial	Ninguno, axial, radial	Ninguno, axial, radial	Ninguno, axial, radial
Calidad	D210,D215,E210	Cooltop,TIN,TICN,	Cooltop,TIN,TICN,	F125,F150,F115
Características adicionales	Chaflán posterior predeterminado	Chaflán posterior, roscas interrumpidas	Chaflán posterior, roscas interrumpidas	

Escariadores de metal duro enterizos personalizados

	CoroReamer® 435	CoroReamer™ 835 -PF	CoroReamer™ 835
Área de aplicación	Herramientas versátiles	Solución optimizada para ISO-P	Solución optimizada para M, N, H y titanio
Área de aplicación ISO	P N K	P	M N S H
Diám. de broca, mm	2.80 - 20.20	2.80 - 20.20	3.701 - 20.20
Tipo de agujero	Agujeros pasantes y ciegos	Agujeros pasantes y ciegos	Agujeros pasantes y ciegos
Opciones de tolerancia del agujero	SÍ	SÍ	SÍ
Refrigerante	Interior	Interior	Interior
Opciones de recubrimiento	NO	NO	NO

SPA

Para hacerle la vida más fácil, hemos desarrollado un nuevo estándar

ISO 13399 es un estándar internacional cuyo objetivo es simplificar el intercambio de datos para herramientas de corte. Por ello, notará una ligera diferencia en los nuevos parámetros y descripciones de cada herramienta.

Por primera vez en la historia disponemos de una forma normalizada para describir los datos relativos a las herramientas de corte disponibles. Cuando todas las herramientas de la industria comparten los mismos parámetros y definiciones, la comunicación de la información de las herramientas entre distintos sistemas de software pasa a ser un proceso muy sencillo.

¿Qué significa esto para usted?

Básicamente, quiere decir que sus sistemas y los nuestros podrán comunicarse sin ningún tipo de barrera gracias a que compartirán un mismo idioma. Descárguese la información de los productos de nuestra página web y utilícela directamente en su software CAD/ CAM para montar las herramientas que utiliza en su producción. No necesitará buscar información en catálogos ni interpretar datos para pasar de un sistema a otro. ¡Imagine cuánto tiempo ahorrará!

Abreviatura	Nombre
ADJLN	Límite de ajuste mínimo
ADJLX	Límite de ajuste máximo
ADJRG	Intervalo de ajuste
ALP	Ángulo de incidencia axial
AN	Ángulo de incidencia mayor
ANN	Ángulo de incidencia menor
APMX	Profundidad de corte máxima
APMX_EFW	Profundidad de corte máxima - avance final
APMX_FFW	Profundidad de corte máxima - avance lateral
AZ	Profundidad de avance axial máxima
B	Anchura de mango
BAWS	Ángulo de cuerpo del lado de la pieza
BAMS	Ángulo del cuerpo del lado de la máquina
BBD	Equilibrado por diseño
BBR	Equilibrado por prueba de rotación
BCH	Longitud del chaflán del vértice
BD	Diámetro del cuerpo
BHTA	Ángulo de conicidad del cuerpo
BN	Anchura de la faceta frontal
BS	Longitud del filo Wiper
BSG	Grupo estándar básico
BSR	Radio del filo wiper
CDX	Profundidad de corte máxima
CEMR	Radio mayor del filo de corte
CF	Chaflán de punto
CHBA	Ángulo del chaflán del cuerpo
CHBL	Longitud del chaflán del cuerpo
CHW	Anchura del chaflán del vértice
CICT	Número de elementos de corte
$CICT_E$	Número de elementos de corte - posición final
$CICT_P$	Número de elementos de corte - posición periférica
$CICT_S$	Número de elementos de corte - posición lateral
$CICT_T$	Número de elementos de corte - total
CND	Diámetro de la entrada de refrigerante
CNSC	Código del tipo de entrada de refrigerante
CNT	Tamaño de la rosca de entrada de refrigerante
COATING	Recubrimiento
CP	Presión de refrigerante máx.
CRKS	Tamaño de la rosca del tirador de retención de la conexión
CRNT	Tamaño de la rosca de la entrada de refrigerante radial
CTPT	Tipo de operación
CUTDIA	Diámetro de tronzado de pieza máximo
CW	Anchura de corte
CWN	Anchura de corte mínima
CWTOLL	Tolerancia inferior de la anchura de corte
CWTOLU	Tolerancia superior de la anchura de corte
CWX	Anchura de corte máxima
CXSC	Código del tipo de salida de refrigerante
CZC	Código de tamaño de conexión
CZC_{MS}	Código del tamaño de la conexión del lado de la máquina
CZC_{WS}	Código del tamaño de la conexión del lado de la pieza
D1	Diámetro del agujero de fijación
DAH	Diámetro del agujero de acceso
DAXIN	Diámetro interior mínimo de la ranura axial

DAXN	Diámetro exterior mínimo de ranura axial
DAXX	Diámetro exterior mínimo de la ranura axial
DBC	Diámetro del agujero de fijación
DC	Diámetro de corte
DCB	Diámetro del agujero de conexión
DCBN	Diámetro del agujero de conexión mínimo
DCBX	Diámetro del agujero de conexión máximo
DCF	Contacto frontal del diámetro de corte
DCIN	Diámetro de corte interior
DCN	Diámetro de corte mínimo
DCON	Diámetro de conexión
$DCON_{MS}$	Diametro de conexión del lado de la maquina
$DCON_{WS}$	Diámetro de conexión del lado de la pieza
DCPS	Capacidad del chip de datos
$DCSF_{MS}$	Diámetro de superficie de contacto del lado de la máquina
$DCSF_{WS}$	Diámetro de superficie de contacto, lado de la pieza
DCX	Diámetro de corte máximo
DHUB	Diámetro de cubo
DIX	Diámetro de interferencia máximo del cambiador de herramientas
DMIN	Diámetro de agujero mínimo
DMM	Diámetro del mango
DN	Diámetro del cuello
DRVCT	Número de arrastres
DSGN	Diseño
EPSR	Ángulo con plaquita incluida
FHA	Ángulo helicoidal de la ranura
FLGT	Grosor de la brida
FTDZ	Para tamaño del diámetro de la rosca
H	Altura del mango
HA	Altura teórica de la rosca
HB	Diferencia de la altura de la rosca
HBH	Altura de desajuste de base a cabeza
HC	Altura real de la rosca
HF	Altura funcional
HRY	Punto más bajo desde el plano de referencia
HTB	Altura del cuerpo
HTH	Altura
IC	Diámetro de la circunferencia inscrita
INSL	Longitud de la plaquita
INSUC	Código de utilización de la plaquita
IZC	Código de tamaño de plaquita
KAPR	Ángulo del filo de corte de la herramienta
KAPR_EFW	Ángulo del filo de la herramienta - avance final
KCH	Chaflán del vértice
KRINS	Ángulo del filo mayor
KWW	Anchura del chavetero
L	Longitud del filo de corte
LAMS	Ángulo de inclinación
LB	Longitud del cuerpo
LCF	Longitud de la ranura para viruta
LCOX	Longitud máxima de tronzado
LE	Longitud efectiva del filo
LF	Longitud funcional
LFN	Longitud funcional mínima
LH	Longitud de la cabeza
LPR	Longitud saliente
LS	Longitud del mango
LSC	Longitud de sujeción
LSCN	Longitud de sujeción mínima
LSCS	Distancia hasta el inicio de la sujeción
LSCX	Longitud de sujeción máxima
LSD	Longitud exacta del mango
LU	Longitud útil (máx. recomendada)
LU_BFW	Longitud útil - refrentado inverso
LUX	Longitud utilizable máxima
MHD	Distancia del agujero de montaje
MIID	Identificación de la plaquita maestra
$MIID_E$	Identificación de plaquita principal - posición final
$MIID_S$	Identificación de plaquita principal - posición lateral
$MIID_C$	Identificación de plaquita principal - posición central
$MIID_P$	Identificación de plaquita principal - posición periférica
$MIID_I$	Identificación de plaquita principal - posición intermedia
MMCC	Código del par pre-reglado
MMCX	Par de corte máx.
NOF	Número de ranuras
NT	Número de dientes
OAH	Altura global
OAL	Longitud global
OAW	Anchura global

SPA

OH	Voladizo recomendado
OHN	Voladizo mínimo
OHX	Voladizo máximo
ORDCODE	Código de pedido
PCL	Longitud cilíndrica periférica
PDX	Distancia ex del perfil
PDY	Distancia ey del perfil
PHD	Diámetro del agujero premecanizado
PHDX	Diámetro de agujero premecanizado máximo
PL	Longitud de punta
PNA	Ángulo con perfil incluido
PRFRAD	Radio del perfil
PRSPC	Especificación del perfil
PSIR	Ángulo de posición de la herramienta
PSIRL	Ángulo del filo mayor a izquierda
PSIRR	Ángulo del filo mayor a derecha
PSW	Anchura de ranura premecanizada
RADH	Altura radial del cuerpo
RADW	Anchura radial del cuerpo
RAR	Ángulo de relieve a derecha
RE	Radio de punta
REL	Radio de punta izquierdo
RER	Radio de punta derecho
RETOLL	Tolerancia inferior del radio de punta
RETOLU	Tolerancia superior del radio de punta
RGL	Longitud de rectificado
RMPX	Ángulo de mecanizado en rampa máximo
RPMX	Velocidad de rotación máxima
S	Grosor de la plaquita
SDL	Longitud del diámetro del paso
SIG	Ángulo de punta
SPTL	Línea divisoria
SSC	Código del tamaño del alojamiento de la plaquita
SSC_E	Código del tamaño del alojamiento - posición final
SSC_P	Código del tamaño del alojamiento - posición periférica
SSC_S	Código del tamaño del alojamiento - posición lateral
STA	Ángulo con paso incluido
SUBSTRATE	Sustrato
TCDC	Clase de tolerancia del diámetro de corte
TCDCON	Tolerancia de diámetro de conexión
TCDMM	Tolerancia del diámetro del mango
TCHA	Tolerancia de agujero posible
TCHAL	Tolerancia de agujero posible inferior
TCHAU	Tolerancia de agujero posible superior
TCT	Clase de tolerancia de la herramienta
TCTR	Clase de tolerancia de la rosca
TD	Diámetro de la rosca
TDZ	Tamaño del diámetro de la rosca
TFLA	Longitud frontal flotante del macho
TFLB	Longitud trasera flotante del macho
TG	Gradiente de conicidad
THBTP	Propiedad de rosca de cono posterior
THCA	Ángulo de corrección de la hélice de la rosca
THCHT	Tipo de chaflán de rosca
THFT	Tipo de la forma
THFTS	Serie estándar de la forma de la rosca
THL	Longitud de la rosca
THUB	Grosor del cubo
TP	Paso de la rosca
TPI	Roscas por pulgada
TPIN	Roscas por pulgada, mínimo
TPIX	Roscas por pulgada, máximo
TPN	Paso de rosca mínimo
TPT	Tipo de perfil de rosca
TPX	Paso de rosca, máximo
TRMAX	Rango de macho máx.
TQ	Par
TSYC	Código de tipo de herramienta
TTP	Tipo de rosca
ULDR	Proporción del diámetro de longitud útil
VCX	Velocidad de corte máxima
W1	Anchura de la plaquita
WB	Anchura del cuerpo
WF	Anchura funcional
WFCIRP	Anchura hasta el punto de referencia del elemento de corte
WSC	Anchura de sujeción
WT	Peso del artículo
ZEFF	Número de filos efectivos por lado
ZEFP	Recuento de filos de corte periféricos efectivos (ZEFP)
ZWX	Número máximo de plaquitas Wiper

Tabla de conversión

Métrico a imperial

Distancia

1 metro = 39.370 pulgadas
1 metro = 3.281 pies
1 milímetro = 0.039 pulgadas

Peso

1 kilogramo = 2.205 libras
1 kilogramo = 35.274 onzas

Par de apriete

1 newton metro (Nm) = 0.738 libras pie (pies-lbs)

1 newton metro (Nm) = 8.851 libras pulgada (pulg.-lbs)

Imperial a métrico

Distancia

1 pulgada = 25.4 milímetros
1 pie = 0.3 metros
1 pie = 304.8 milímetros

Peso

1 libra= 0.45 kilogramos
1 onza = 28.35 gramos

Par de apriete

1 pie libras-fuerza (p-lbf) = 1,4 Newton metros (Nm)

1 pulgada libras-fuerza (pulg.-lbf) = 0,1 Newton metros (Nm)

Fórmulas y definiciones:

	Métrico	**Imperial**
v_c = Velocidad de corte	m/min (metros/minuto)	p/min (pies/minuto)
n = Velocidad del husillo (rpm)	rpm (revoluciones por minuto)	
v_f = avance de mesa	mm/min	pulgadas/min
z_n = número total de filos		
z_c = número de filos efectivos		
f_z = avance por diente	mm/z	pulgadas/z
f_n = Avance por vuelta	mm/rev	pulgadas/rev
h_{ex} = grosor máximo	mm	pulg.
a_p = Profundidad de corte	mm	pulg.
l_a = anchura de plaquita	mm	pulg.
a_e = anchura de corte	mm	pulg.
a_e/D_c % = inmersión radial	%	%
T = tiempo de mecanizado	mín.	mín.
Q = velocidad de arranque de viruta	cm^3/min	$pulgadas^3$/min
nap = número de pasadas		
HPP = roscas por pulgada		
k_c = fuerza de corte específica	N/mm^2	$lbs/pulg.^2$
R_a = rugosidad superficial	µm	µin

Tamaño de la plaquita

iC = círculo inscrito en pulgadas

△ = longitud del filo de corte en mm

Ifind

Reunimos nuestras mejores herramientas para su comodidad

Está online, en movimiento y en el taller. Esté donde esté, acceda a todas las funciones que necesita a través de la aplicación Ifind.

Esta aplicación le ayudará a encontrar las herramientas, las soluciones o la información necesaria para su trabajo. Puede obtener recomendaciones de herramientas, realizar compras, seguir sus pedidos e incluso continuar formándose. ¿Qué quiere hacer hoy?

Todos los contenidos de la aplicación Ifind están disponibles en cualquiera de sus dispositivos.?

Available on the App Store

ANDROID APP ON Google play

Reacondicionamiento

Ofrecemos mucho más que un «rectificado tradicional. Con nuestro servicio de reacondicionado, garantizamos el rendimiento original una y otra vez para reducir sus costes por aplicación.

Nuestra oferta

B

100%

Fiabilidad
Nuestros especialistas están disponibles para proporcionarle soporte y conocimientos.

x3

Rendimiento original
La calidad original de la herramienta está garantizada hasta tres veces.

50%

Reducción
El reacondicionado le permite reducir sus costes de herramienta hasta un 50 %.

Productos incluidos

C



Taladrado

Fresado

Escariado

Como indica el símbolo de reacondicionado en las páginas de la gama y el producto.

Información adicional

D

Caja de reacondicionado
La caja está disponible en dos tamaños
- Pequeña (300 x 200 x 138 mm)
Número de artículo: 6949557
- Mediana (400 x 300 x 138 mm)
Número de artículo: 6949558
Todas las herramientas de Sandvik Coromant pueden enviarse en la misma caja.

Servicio de reacondicionamiento
- Antes del reacondicionado, una inspección determinará si su herramienta puede reacondicionarse. Las herramientas que no puedan reacondicionarse le serán devueltas
- Un marcado láser en el mango de la herramienta indica cada servicio de reacondicionado realizado
- Las herramientas se suministran en su embalaje original

¿Qué sucede con sus herramientas?
- Restauración total de la geometría
- Reducción de la longitud de la broca
- Reducción del diámetro y longitud de la fresa de ranurar
  - Diámetro mínimo de en torno a 0.9xDc
- La tolerancia del diámetro del escariador se mantiene

E

Para obtener información sobre los precios, póngase en contacto con su representante de Sandvik Coromant más cercano.

Por el bien del medio ambiente

Haga suyo el concepto de Coromant Para Reciclado (CRC).

El concepto Coromant para Reciclado (CRC) es un servicio completo de recogida de plaquitas de metal duro usadas que Sandvik Coromant ofrece a todos sus clientes. A la vista del creciente uso de materias primas no renovables, el uso responsable de unos recursos cada vez más escasos es una responsabilidad ineludible para todos los fabricantes.
Por ello, Sandvik Coromant pone su grano de arena con su servicio de recogida de plaquitas y herramientas de metal duro usadas, para posteriormente reciclarlas de la manera más respetuosa con el medio ambiente.
Todas las plaquitas de metal duro usadas se recogen en la caja de acopio del taller. Cuando se llena dicha caja, se transfiere su contenido a otra caja de transporte, que se envía a la oficina de Sandvik Coromant más cercana o se entrega a su contacto Coromant habitual, quien también puede facilitarle más información.

Las ventajas del CRC son evidentes

- Un sistema de reciclado internacional unificado.
- Para clientes directos y comerciales.
- Un procedimiento sencillo con cajas de acopio y transporte.
- Menos residuos, más respetuoso con el medio ambiente.
- Un mejor uso de los recursos.
- Se aceptan también plaquitas de metal duro de otros fabricantes.

Solicite cajas de acopio para cada torno, máquina fresadora, taladradora o centro de mecanizado. Le recomendamos que coloque una caja de acopio para las plaquitas y otra para las herramientas de metal duro en cada puesto de trabajo.

	Números de pedido
Caja de acopio:	91617
Caja de transporte para herramientas de metal duro (madera):	92994
Caja de transporte para plaquitas (madera):	92995

Información de seguridad

Información de seguridad respecto al rectificado de metal duro

Composición de los materiales

Portaherramientas
Los portaherramientas contienen principalmente hierro (FE) y elementos poco aleados como cromo, níquel, manganeso, molibdeno y silicio.
Plaquitas intercambiables/herramientas de corte/herramientas rotativas
Las sustancias del metal duro suelen contener principalmente metal duro de tungsteno y cobalto. También pueden contener carburos y carbonitruros de los siguientes elementos: titanio, tántalo, niobio, cromo, molibdeno y vanadio.

Vías de exposición

Al rectificar o calentar una barrita o un producto de metal duro, se producirá polvo o humo con sustancias peligrosas que pueden ser inhaladas o ingeridas, o que pueden entrar en contacto con la piel o los ojos.

Toxicidad aguda

La inhalación o ingesta de dichas sustancias es tóxica. La inhalación puede ocasionar irritación e inflamación de las vías respiratorias. La inhalación simultánea de carburos de cobalto y tungsteno ha dado lugar a una toxicidad por inhalación mucho más elevada que la inhalación sólo de cobalto.
El contacto con la piel puede producir irritación y prurito. Las personas sensibilizadas pueden sufrir una reacción alérgica.

Toxicidad crónica

La inhalación repetida de aerosoles con contenido en cobalto puede ocasionar obstrucción de las vías respiratorias. La inhalación prolongada de concentraciones crecientes puede producir fibrosis o cáncer de pulmón. Los estudios epidemiológicos indican que los trabajadores expuestos anteriormente a concentraciones elevadas de carburo de tungsteno/cobalto tienen mayor riesgo de desarrollar cáncer de pulmón.
El cobalto y el níquel son sensibilizadores potenciales. Un contacto prolongado o repetido puede provocar irritación.

Riesgos

Tóxico: riesgo de daños graves para la salud por exposición prolongada a su inhalación
Tóxico por inhalación
Evidencia limitada de efecto carcinógeno.
Puede producir sensibilización por inhalación y contacto con la piel

Medidas preventivas

Evite la formación e inhalación de polvo. Utilice un sistema local de ventilación adecuado para mantener la exposición del personal por debajo de los límites nacionales autorizados.
Si no se puede proveer de una buena ventilación, o ésta no es adecuada, utilice respiradores aprobados para este fin.
Utilice gafas de seguridad con protectores laterales cuando sea necesario.
Evite un contacto repetido con la piel. Utilice guantes de protección adecuados. Lávese a fondo la parte en contacto con el material después de su manipulación.
Utilice equipo de protección adecuado. Lave la ropa siempre que sea necesario.
No consuma alimentos ni bebidas ni fume en el área de trabajo. Lávese a fondo antes de comer, beber o fumar.

Lista de referencia cruzada de materiales

ISO	MC	CMC	País									
			Europa	Alemania	Gran Bretaña		Suecia	EE. UU.	Francia	Italia	España	Japón
			Estándar									
			DIN EN	W.-nr.	BS	EN	SS	AISI/SAE/ASTM	AFNOR	UNI	UNE	JIS
P	**Acero no aleado**											
Acero	P1.1.Z.AN	01.1	S235JR G2	1.0038	4360 40 C	-	1311	A570.36	E 24-2 Ne	-	-	STKM 12A;C
	P1.1.Z.AN	01.1	S235J2 G3	1.0116	4360 40 B	-	1312	A573-81 65	E 24-U	Fe37-3	-	-
	P1.1.Z.AN	01.1	C15	1.0401	080M15	-	1350	1015	CC12	C15C16	F.111	-
	P1.1.Z.AN	01.1	C22	1.0402	050A20	2C/2D	1450	1020	CC20	C20C21	F.112	-
	P1.1.Z.AN	01.1	C15E	1.1141	080M15	32C	1370	1015	XC12	C16	C15K	S15C
	P1.1.Z.AN	01.1	C25E	1.1158	-	-	-	1025	-	-	-	S25C
	P1.1.Z.AN	01.1	S380N	1.8900	4360 55 E	-	2145	A572-60	-	FeE390KG	-	-
	P1.1.Z.AN	01.1	17MnV7	1.0870	4360 55 E	-	2142	A572-60	NFA 35-501 E 36	-	-	-
	P1.1.Z.AN	02.1	55Si7	1.0904	250A53	45	2085	9255	55S7	55Si8	56Si7	-
	P1.1.Z.AN	02.2	-	-	-	-	2090	9255	55S7	-	-	-
	P1.2.Z.AN	01.2	C35	1.0501	060A35	-	1550	1035	CC35	C35	F.113	-
	P1.2.Z.AN	01.2	C45	1.0503	080M46	-	1650	1045	CC45	C45	F.114	-
	P1.2.Z.AN	01.2	40Mn4	1.1157	150M36	15	-	1039	35M5	-	-	-
	P1.2.Z.AN	01.2	36MN5	1.1167	-	-	2120	1335	40M5	-	36Mn5	SMn438(H)
	P1.2.Z.AN	01.2	28Mn6	1.1170	150M28	14A	-	1330	20M5	C28Mn	-	SCMn1
	P1.2.Z.AN	01.2	C35G	1.1183	060A35	-	1572	1035	XC38TS	C36	-	S35C
	P1.2.Z.AN	01.2	C45E	1.1191	080M46	-	1672	1045	XC42	C45	C45K	S45C
	P1.2.Z.AN	01.2	C53G	1.1213	060A52	-	1674	1050	XC48TS	C53	-	S50C
	P1.2.Z.AN	01.3	C55	1.0535	070M55	-	1655	1055	-	C55	-	-
	P1.2.Z.AN	01.3	C55E	1.1203	070M55	-	-	1055	XC55	C50	C55K	S55C
	P1.2.Z.AN	02.1	S275J2G3	1.0144	4360 43C	-	1412	A573-81	E 28-3	-	-	SM 400A;B;C
	P1.2.Z.AN	02.1	S355J2G3+C2	1.0570	4360 50B	-	2132	-	E36-3	Fe52BFN/Fe52CFN	-	SM490A;B;C;YA;YB
	P1.2.Z.AN	02.1	S355J2G3	1.0841	150 M 19	-	2172	5120	20 MC 5	Fe52	F-431	-
	P1.3.Z.AN	01.3	C60E	1.0601	080A62	43D	-	1060	CC55	C60	-	-
	P1.3.Z.AN	01.3	C60E	1.1221	080A62	43D	1678	1060	XC60	C60	-	S58C
	P1.3.Z.AN	01.4	C101E	1.1274	060 A 96	-	1870	1095	XC 100	-	F-5117	-
	P1.3.Z.AN	01.4	C101u	1.1545	BW 1A	-	1880	W 1	Y105	C36KU	F-5118	SK 3
	P1.3.Z.AN	01.4	C105W1	-	BW2	-	2900	W210	Y120	C120KU	F.515	SUP4
	P1.3.Z.AN	02.1	S340 MGC	1.0961	-	-	-	9262	60SC7	60SiCr8	60SiCr8	-
	P1.4.Z.AN	01.1	11SMn30	1.0715	230M07	-	1912	1213	S250	CF9SMn28	11SMn28	SUM22
	P1.4.Z.AN	01.1	11SMnPb30	1.0718	-	-	1914	12L13	S250Pb	CF9SMnPb28	11SMnPb28	SUM22L
	P1.4.Z.AN	01.1	10SPb20	1.0722	-	-	-	-	10PbF2	CF10SPb20	10SPb20	-
	P1.4.Z.AN	01.1	11SMn37	1.0736	240M07	1B	-	1215	S 300	CF9SMn36	12SMn35	-
	P1.4.Z.AN	01.1	11SMnPb37	1.0737	-	-	1926	12L14	S300Pb	CF9SMnPb36	12SMnP35	-
	P1.4.Z.AN	01.2	35S20	1.0726	212M36	8M	1957	1140	35MF4	-	F210G	-
	P1.5.C.UT	01.1	GC16E	1.1142	030A04	1A	1325	1115	-	-	-	-
	Acero de baja aleación											
	P2.1.Z.AN	02.1	16Mo3	1.5415	1501-240	-	2912	A204Gr.A	15D3	16Mo3KW	16Mo3	-
	P2.1.Z.AN	02.1	14Ni6	1.5622	-	-	-	A350LF5	16N6	14Ni6	15Ni6	-
	P2.1.Z.AN	02.1	21NiCrMo2	1.6523	805M20	362	2506	8620	20NCD2	20NiCrMo2	20NiCrMo2	SNCM220(H)
	P2.1.Z.AN	02.1	17CrNiMo6	1.6587	820A16	-	-	-	18NCD6	-	14NiCrMo13	-
	P2.1.Z.AN	02.1	15Cr3	1.7015	523M15	-	-	5015	12C3	-	-	SCr415(H)
	P2.1.Z.AN	02.1	55Cr3	1.7176	527A60	48	-	5155	55C3	-	-	SUP9(A)
	P2.1.Z.AN	02.1	15CrMo5	1.7262	-	-	2216	-	12CD4	-	12CrMo4	SCM415(H)
	P2.1.Z.AN	02.1	13CrMo4-5	1.7335	1501-620Gr27	-	-	A182 F11;F12	15CD3.5 15CD4.5	14CrMo4 5	14CrMo45	-
	P2.1.Z.AN	02.1	10CrMo9 10	1.7380	1501-622 Gr.31;45	-	2218	A182 F.22	12CD9, 10	12CrMo9, 10	TU.H	-
	P2.1.Z.AN	02.1	14MoV6 3	1.7715	1503-660-440	-	-	-	-	-	13MoCrV6	-
	P2.1.Z.AN	02.1	50CoMo4	1.7228	823M30	33	2512	-	-	653M31	-	-
	P2.1.Z.AN	02.2	14NiCr10	1.5732	-	-	-	3415	14NC11	16NiCr11	15NiCr11	SNC415(H)
	P2.1.Z.AN	02.2	14NiCr14	1.5752	655M13; A12	36A	-	3415;3310	12NC15	-	-	SNC815(H)
	P2.1.Z.AN	02.1/02.2	16MnCr5	1.7131	(527M20)	-	2511	5115	16MC5	16MnCr5	16MnCr5	-
	P2.1.Z.AN	02.1/02.2	34CrMo4	1.7220	708A37	19B	2234	4137;4135	35CD4	35CrMo4	34CrMo4	SCM432;SCCRM3
	P2.1.Z.AN	02.1/02.2	41CrMo4	1.7223	708M40	19A	2244	4140;4142	42CD4TS	41CrMo4	42CrMo4	SCM 440
	P2.1.Z.AN	02.1/02.2	42CrMo4	1.7225	708M40	19A	2244	4140	42CD4	42CrMo4	42CrMo4	SCM440(H)
	P2.1.Z.AN	03.11	14NiCrMo134	1.6657	832M13	36C	-	-	-	15NiCrMo13	14NiCrMo131	-
	P2.2.Z.AN	02.1	31CrMo12	1.8515	722 M 24	-	2240	-	30 CD 12	30CrMo12	F-1712	-
	P2.2.Z.AN	02.1	39CrMoV13 9	1.8523	897M39	40C	-	-	-	36CrMoV12	-	-
	P2.2.Z.AN	02.1	41CrS4	1.7039	524A14	-	2092	L1	-	105WCR 5	-	-
	P2.2.Z.AN	02.1	50NiCr13	1.2721	-	-	2550	L6	55NCV6	-	F-528	-
	P2.2.Z.AN	03.11	45WCrV7	1.2542	BS1	-	2710	S1	-	45WCrV8KU	45WCrSi8	-
	P2.2.Z.AN/P2.5.Z.HT	02.1/02.2	36CrNiMo4	1.6511	816M40	110	-	9840	40NCD3	38NiCrMo4(KB)	35NiCrMo4	-
	P2.2.Z.AN/P2.5.Z.HT	02.1/02.2	34CrNiMo6	1.6582	817M40	24	2541	4340	35NCD6	35NiCrMo6(KB)	-	-
	P2.2.Z.AN/P2.5.Z.HT	02.1/02.2	34Cr4	1.7033	530A32	18B	-	5132	32C4	34Cr4(KB)	35Cr4	SCr430(H)
	P2.2.Z.AN/P2.5.Z.HT	02.1/02.2	41Cr4	1.7035	530A40	18	-	5140	42C4	41Cr4	42Cr4	SCr440(H)
	P2.2.Z.AN/P2.5.Z.HT	02.1/02.2	32CrMo12	1.7361	722M24	40B	2240	-	30CD12	32CrMo12	F.124.A	-
	P2.2.Z.AN/P2.5.Z.HT	02.1/02.2	51CrV4	1.8159	735A50	47	2230	6150	50CV4	50CrV4	51CrV4	SUP10
	P2.2.Z.AN/P2.5.Z.HT	02.1/02.2	41CrAlMo7	1.8509	905M39	41B	2940	-	40CAD6, 12	41CrAlMo7	41CrAlMo7	-
	P2.3.Z.AN	02.1	100Cr6	1.3505	534A99	31	2258	52100	100C6	100Cr6	F.131	SUJ2

Lista de referencia cruzada de materiales

ISO	MC	CMC	País								
			Europa	Alemania	Gran Bretaña		Suecia	EE. UU.	Francia	Italia	España	Japón
			Estándar									
			DIN EN	W.-nr.	BS	EN	SS	AISI/SAE/ASTM	AFNOR	UNI	UNE	JIS
P	P2.3.Z.AN/H1.2.Z.HA	02.1/02.2	105WCr6	1.2419	-	-	2140	-	105WC13	10WCr6	105WCr5	SKS31
	P2.3.Z.AN/H1.2.Z.HA	-	-	-	-	-	-	-	-	107WCr5KU	-	SKS2, SKS3
	P2.3.Z.AN/H1.2.Z.HA	02.1/02.2	-	1.2714	-	-	-	L6	55NCDV7	-	F.520.S	SKT4
	P2.3.Z.AN/H1.3.Z.HA	02.1/02.2	100Cr6	1.2067	BL3	-	-	L3	Y100C6	-	100Cr6	-
	P2.4.Z.AN	02.1	16MnCr5	1.7139	-	-	2127	-	-	-	-	-
	P2.5.Z.HT	02.1	16Mo5	1.5423	1503-245-420	-	-	4520	-	16Mo5	16Mo5	-
	P2.5.Z.HT	02.1	40NiCrMo8-4	1.6562	311-Type 7	-	-	8740	-	40NiCrMo2(KB)	40NiCrMo2	SNCM240
	P2.5.Z.HT	02.1	42Cr4	1.7045	-	-	2245	5140	-	-	42Cr4	SCr440
	P2.5.Z.HT	02.1	31NiCrMo14	1.5755	830 M 31	-	2534	-	-	-	F-1270	-
	P2.5.Z.HT	02.2	36NiCr6	1.5710	640A35	111A	-	3135	35NC6	-	-	SNC236
	P2.6.C.UT	02.1	22Mo4	1.5419	605A32	-	2108	8620	-	-	F520.S	-
	P2.6.C.UT	02.1/02.2	25CrMo4	1.7218	1717CDS110	-	2225	4130	25CD4	25CrMo4(KB)	AM26CrMo4	SCM420;SCM430
	P2.6.C.UT	06.2	-	-	-	-	2223	-	-	-	-	-
	Acero de alta aleación											
	P3.0.Z.AN	03.11	X210Cr12	1.2080	BD3	-	-	D3	Z200C12	X210Cr13KU X250Cr12KU	X210Cr12	SKD1
	P3.0.Z.AN	03.11	X43Cr13	1.2083	-	-	2314	-	-	-	-	-
	P3.0.Z.AN	03.11	X40CrMoV5 1	1.2344	BH13	-	2242	H13	Z40CDV5	X35CrMoV05KU X40CrMoV511KU	X40CrMoV5	SKD61
	P3.0.Z.AN	03.11	X100CrMoV5 1	1.2363	BA2	-	2260	A2	Z100CDV5	X100CrMoV51KU	X100CrMoV5	SKD12
	P3.0.Z.AN	03.11	X210CrW12	1.2436	-	-	2312	-	-	X215CrW12 1KU	X210CrW12	SKD2
	P3.0.Z.AN	03.11	X30WCrV9 3	1.2581	BH21	-	-	H21	Z30WCV9	X28W09KU X30WCrV9 3KU	X30WCrV9	SKD5
	P3.0.Z.AN	03.11	X165CrMoV 12	1.2601	-	-	2310	-	-	X165CrMoW12KU	X160CrMoV12	-
	P3.0.Z.AN	03.21	X155CrMoV12-1	1.2379	-	-	2736	HNV3	-	-	-	-
	P3.0.Z.HT	03.11	X8Ni9	1.5662	1501-509;510	-	-	ASTM A353	-	X10Ni9	XBNi09	-
	P3.0.Z.HT	03.11	12Ni19	1.5680	-	-	-	2515	Z18N5	-	-	-
	P3.1.Z.AN	03.11	S6-5-2	1.3343	4959BA2	-	2715	D3	Z40CSD10	15NiCrMo13	-	SUH3
	P3.1.Z.AN	03.13	-	-	BM 2	-	2722	M 2	Z85WDCV	HS 6-5-2-2	F-5603.	SKH 51
	P3.1.Z.AN	03.13	HS 6-5-2-5	1.3243	BM 35	-	2723	M 35	6-5-2-5	HS 6-5-2-5	F-5613	SKH 55
	P3.1.Z.AN	03.13	HS 2-9-2	1.3348	-	-	2782	M 7	-	HS 2-9-2	F-5607	-
	P3.2.C.AQ	06.33	G-X120Mn12	1.3401	Z120M12	-	2183	L3	Z120M12	XG120Mn12	X120Mn12	SCMnH/1
	Acero inoxidable ferrítico/martensítico											
Acero	P5.0.Z.AN	05.11/15.11	X10CrAL13	1.4724	403S17	-	-	405	Z10C13	X10CrAl12	F.311	SUS405
	P5.0.Z.AN	05.11/15.11	X10CrAL18	1.4742	430S15	60	-	430	Z10CAS18	X8Cr17	F.3113	SUS430
	P5.0.Z.AN	05.11/15.11	X10CrAL2-4	1.4762	-	-	2322	446	Z10CAS24	X16Cr26	-	SUH446
	P5.0.Z.AN	05.11/15.11	X1CrMoTi18-2	1.4521	-	-	2326	S44400	-	-	-	-
	P5.0.Z.AN/P5.0.Z.HT	05.11/15.11	X6Cr13	1.4000	403S17	-	2301	403	Z6C13	X6Cr13	F.3110	SUS403
	P5.0.Z.AN/P5.0.Z.HT	-	X7Cr14	1.4001	-	-	-	-	-	-	F.8401	-
	P5.0.Z.AN/P5.0.Z.HT	05.11/15.11	X10Cr13	1.4006	410S21	56A	2302	410	Z10C14	X12Cr13	F.3401	SUS410
	P5.0.Z.AN/P5.0.Z.HT	05.11/15.11	X6Cr17	1.4016	430S15	960	2320	430	Z8C17	X8Cr17	F3113	SUS430
	P5.0.Z.AN/P5.0.Z.HT	05.11/15.11	X6CrAL13	1.4002	405S17	-	-	405	Z8CA12	X6CrAl13	-	-
	P5.0.Z.AN/P5.0.Z.HT	05.11/15.11	X20Cr13	1.4021	420S37	-	2303	420	Z20C13	X20Cr13	-	-
	P5.0.Z.AN/P5.0.Z.HT	05.11/15.11	X6CrMo17-1	1.4113	434S17	-	2325	434	Z8CD17.01	X8CrMo17	-	SUS434
	P5.0.Z.HT	03.11	X45CrS9-3-1	1.4718	401S45	52	-	HW3	Z45CS9	X45GrSi8	F322	SUH1
	P5.0.Z.HT	05.11/15.11	X85CrMoV18-2	1.4748	443S65	59	-	HNV6	Z80CSN20.02	X80CrSiNi20	F.320B	SUH4
	P5.0.Z.HT	05.11/15.11	X20CrMoV12-1	1.4922	-	-	2317	-	-	X20CrMoNi 12 01	-	-
	P5.0.Z.PH	05.11/15.11	X12CrS13	1.4005	416 S 21	-	2380	416	Z11CF13	X12 CrS 13	F-3411	SUS 416
	P5.0.Z.PH	05.11/15.11	X46Cr13	1.4034	420S45	56D	2304	-	Z40CM	X40Cr14	F.3405	SUS420J2
	P5.0.Z.PH	05.11/15.11	X19CrNi17-2	1.4057	431S29	57	2321	431	Z15CNi6.02	X16CrNi16	F.3427	SUS431
	P5.0.Z.PH	05.12/15.12	X5CrNiCuNb16-4	1.4542 1.4548	-	-	-	630	Z7CNU17-04	-	-	-
	P5.0.Z.PH	15.21	X4 CrNiMo16-5	1.4418	-	-	2387	-	Z6CND16-04-01	-	-	-
	P5.1.Z.AN/P5.0.Z.HT	05.11/15.11	X14CrMoS17	1.4104	-	-	2383	430F	Z10CF17	X10CrS17	F.3117	SUS430F

			Nombres comerciales
	P2.1.Z.AN	02.1	OVAKO 520M (Ovako Steel)
	P2.2.Z.AN	02.1	1.0045 FORMAX (Uddeholm Tooling)
	P2.2.Z.AN	02.1	IMACRO NIT (Imatra Steel)
	P2.5.Z.HT	02.2	INEXA 482 (XM) (Inexa Profil)
	P1.2.Z.AN		S355J2G3(XM)
	P1.2.Z.AN		C45(XM)
	P1.2.Z.AN		16MnCrS5(XM)
	P2.5.Z.HT		INEXA280(XM)
	P2.5.Z.HT	02.2	070M20(XM)
	P2.5.Z.HT	02.2	HARDOX 500 (SSAB – Swedish Steel Corp.)
	P2.5.Z.HT		WELDOX 700 (SSAB – Swedish Steel Corp.)

Lista de referencia cruzada de materiales

ISO	MC	CMC	País Europa	Alemania	Gran Bretaña		Suecia	EE. UU.	Francia	Italia	España	Japón
			Estándar DIN EN	W.-nr.	BS	EN	SS	AISI/SAE/ASTM	AFNOR	UNI	UNE	JIS
M	**Acero inoxidable austenítico**											
	M1.0.Z.AQ	05.11/15.11	X3CrNiMo13-4	1.4313	425C11	-	2385	CA6-NM	Z4CND13.4M Z38C13M	(G)X6CrNi304	-	SCS5
	M1.0.Z.AQ/M1.0.C.UT	05.11/15.11	X53CrMnNiN21-9	1.4871	349S54	-	-	EV8	Z52CMN21.09	X53CrMnNiN21 9	-	SUH35, SUH36
	M1.0.Z.AQ/M1.0.C.UT	05.21/15.21	X2CrNiN18-10	1.4311	304S62	-	2371	304LN	Z2CN18.10	-	-	SUS304LN
	M1.0.Z.AQ/M1.0.C.UT	05.21/15.21	X2CrNiMoN17-13-3	1.4429	-	-	2375	316LN	Z2CND17.13	-	-	SUS316LN
	M1.0.Z.AQ/M1.0.C.UT	05.21/15.21	X2CrNiMo17-12-2	1.4404	316S13	-	2348	316L	Z2CND17-12	X2CrNiMo1712	-	-
	M1.0.Z.AQ/M1.0.C.UT	05.21/15.21	X2CrNiMo18-14-3	1.4435	316S13	-	2353	316L	Z2CND17.12	X2CrNiMo17 12	-	SCS16, SUS316L
	M1.0.Z.AQ/M1.0.C.UT	05.21/15.21	X3CrNiMo17-3-3	1.4436	316S33	-	2343, 2347	316	Z6CND18-12-03	X8CrNiMo1713	-	-
	M1.0.Z.AQ/M1.0.C.UT	05.21/15.21	X2CrNiMo18-15-4	1.4438	317S12	-	2367	317L	Z2CND19.15	X2CrNiMo18 16	-	SUS317L
	M1.0.Z.AQ/M1.0.C.UT	05.21/15.21	X6CrNiNb18-10	1.4550	347S17	58F	2338	347	Z6CNNb18.10	X6CrNiNb18 11	F.3552 F.3524	SUS347
	M1.0.Z.AQ/M1.0.C.UT	05.21/15.21	X6CrNiMoTi17-12-2	1.4571	320S17	58J	2350	316Ti	Z6NDT17.12	X6CrNiMoTi17 12	F.3535	-
	M1.0.Z.AQ/M1.0.C.UT	05.21/15.21	X10CrNiMoNb 18-12	1.4583	-	-	-	318	Z6CNDNb17 13B	X6CrNiMoNb17 13	-	-
	M1.0.Z.AQ/M1.0.C.UT	05.21/15.21	X15CrNiSi20-12	1.4828	309S24	-	-	309	Z15CNS20.12	-	-	SUH309
	M1.0.Z.AQ/M1.0.C.UT	05.21/15.21	X2CrNiMoN17-11-2	1.4406	301S21	58C	2370	308	Z1NCDU25.20	-	F.8414	SCS17
	M1.0.Z.AQ	05.21/15.21	X1CrNiMoCuN20-18-7	1.4547	-	-	2378	S31254	Z1CNDU20-18-06AZ	-	-	-
	M1.0.Z.AQ/M1.0.C.UT	05.21/15.21	X9CrNi18-8	1.4310	-	-	2331	301	Z12CN17.07	X12CrNi17 07	F.3517	SUS301
	M1.0.Z.PH	05.22/15.22	X7CrNiAL17-7	1.4568 1.4504	316S111	-	-	17-7PH	Z8CNA17-07	X2CrNiMo1712	-	-
	M1.0.Z.AQ/M1.0.C.UT	05.21/15.21	X2CrNi19-11	1.4306	304S11 304S12	-	2352	304L	Z2CN18-10	X2CrNi18 11	-	-
	M1.1.Z.AQ	05.21/15.21	-	-	304S31	58E	2332, 2333	304	Z6CN18.09	X5CrNi18 10	F.3504 F.3541	SUS304
	M1.1.Z.AQ	05.21/15.21	X5CrNi18-10	1.4301	304S15	58E	2332	304	Z6CN18.09	X5CrNi18 10	F.3551	SUS304
	M1.1.Z.AQ	05.21/15.21	X5CrNiMo17-2-2	1.4401	316S16	58J	2347	316	Z6CND17.11	X5CrNiMo17 12	F.3543	SUS316
	M1.1.Z.AQ	05.21/15.21	X6CrNiTi18-10	1.4541	321S12	58B	2337	321	Z6CNT18.10	X6CrNiTi18 11	F.3553 F.3523	SUS321
	M1.2.Z.AQ	05.21/15.21	X8CrNiS18-9	1.4305	303S21	58M	2346	303	Z10CNF 18.09	X10CrNiS 18.09	F.3508	SUS303
	Acero inoxidable súper austenítico (Ni>20%)											
	M2.0.C.AQ	20.11	G-X40NiCrSi36-18	1.4865	330C11	-	-	-	-	XG50NiCr39 19	-	SCH15
	M2.0.Z.AQ	05.21/15.21	X1NiCrMoCu25-20-5	1.4539	-	-	2562	UNS V 0890A	Z2 NCDU25-20	-	-	-
	M2.0.Z.AQ	05.21/15.21	X8CrNi25-21	1.4845	310S24	-	2361	310S	Z12CN25 20	X6CrNi25 20	F.331	SUH310
	M2.0.Z.AQ	20.11	X12NiCrSi36 16	1.4864	-	-	-	330	Z12NCS35.16	F-3313	-	SUH330
	M2.0.Z.AQ	05.23/15.23	X1NiCrMoCu31-27-4	1.4563	-	-	2584	NO8028	Z1NCDU31-27-03	-	-	-
	Acero inoxidable dúplex (austenítico/ferrítico)											
	M3.1.Z.AQ/M3.1.C.AQ	05.51/15.51	X2CrNiN23-4	1.4362	-	-	2376	S31500	-	-	-	-
	M3.1.Z.AQ/M3.1.C.AQ	05.51/15.51	X8CrNiMo27-5	-	-	-	2324	S32900	-	-	-	-
	M3.2.Z.AQ/M3.2.C.AQ	05.52/15.52	X2CrNiN23-4	-	-	-	2327	S32304	Z2CN23-04AZ	-	-	-
	M3.2.Z.AQ/M3.2.C.AQ	05.52/15.52	-	-	-	-	2328	-	-	-	-	-
	M3.2.Z.AQ/M3.2.C.AQ	05.52/15.52	X2CrNiMoN22-53	-	-	-	2377	S31803	Z2CND22-05-03	-	-	-
					Nombres comerciales							
	M1.1.Z.AQ	05.21/15.21			SANMAC 304 (Sandvik Steel)							
	M1.1.Z.AQ	05.21/15.21		1.0045	SANMAC 304L (Sandvik Steel)							
	M1.1.Z.AQ	05.21/15.21			SANMAC 316 (Sandvik Steel)							
	M1.1.Z.AQ	05.21/15.21			SANMAC 316L (Sandvik Steel)							
	M1.0.Z.AQ	05.23/15.23			254 SMO							
	M2.0.Z.AQ	05.23/15.23			654 SMO							
	M3.2.Z.AQ	05.52/15.52			SANMAC SAF 2205 (Sandvik Steel)							
	M3.2.Z.AQ	05.52/15.52			SANMAC SAF 2507 (Sandvik Steel)							

Acero inoxidable

Lista de referencia cruzada de materiales

ISO	MC	CMC	País									
			Europa	Alemania	Gran Bretaña		Suecia	EE. UU.	Francia	Italia	España	Japón
			Estándar									
			DIN EN	W.-nr.	BS	EN	SS	AISI/SAE/ASTM	AFNOR	UNI	UNE	JIS
K	**Fundición maleable**											
	K1.1.C.NS	07.1	-	-	8 290/6	-	0814	-	MN 32-8	-	-	FCMB310
	K1.1.C.NS	07.1	EN-GJMB350-10	0.8135	B 340/12	-	0815	32510	MN 35-10	-	-	FCMW330
	K1.1.C.NS	07.2	EN-GJMB450-6	0.8145	P 440/7	-	0852	40010	Mn 450	GMN 45	-	FCMW370
	K1.1.C.NS	07.2	EN-GJMB550-4	0.8155	P 510/4	-	0854	50005	MP 50-5	GMN 55	-	FCMP490
					P 570/3		0858	70003	MP 60-3			FCMP540
	K1.1.C.NS	07.2	EN-GJMB650-2	0.8165	P570/3	-	0856	A220-70003	Mn 650-3	GMN 65	-	FCMP590
	K1.1.C.NS	07.3	EN-GJMB700-2	0.8170	P690/2	-	0862	A220-80002	Mn700-2	GMN 70	-	FCMP690
	Fundición gris											
	K2.1.C.UT	08.1	-	-	-	-	0100	-	-	-	-	-
	K2.1.C.UT	08.1	EN-GJL-100	0.6010	-	-	0110	No 20 B	Ft 10 D	-	-	FC100
	K2.1.C.UT	08.1	EN-GJL-150	0.6015	Grade 150	-	0115	No 25 B	Ft 15 D	G 15	FG 15	FC150
	K2.1.C.UT	08.1	EN-GJL-200	0.6020	Grade 220	-	0120	No 30 B	Ft 20 D	G 20	-	FC200
	K2.1.C.UT	08.2	EN-GJL-250	0.6025	Grade 260	-	0125	No 35 B	Ft 25 D	G 25	FG 25	FC250
	K2.1.C.UT	08.2	EN-JLZ	0.6040	Grade 400	-	0140	No 55 B	Ft 40 D	-	-	-
	K2.2.C.UT	08.2	EN-GJL-300	0.6030	Grade 300	-	0130	No 45 B	Ft 30 D	G 30	FG 30	FC300
	K2.2.C.UT	08.2	EN-GJL-350	0.6035	Grade 350	-	0135	No 50 B	Ft 35 D	G 35	FG 35	FC350
	K2.3.C.UT	08.3	GGL-NiCr20-2	0.6660	L-NiCuCr202	-	0523	A436 Type 2	L-NC 202	-	-	-
	Fundición nodular											
	K3.1.C.UT	09.1	EN-GJS-400-15	0.7040	SNG 420/12	-	0717-02	60-40-18	FCS 400-12	GS 370-17	FGE 38-17	FCD400
	K3.1.C.UT	09.1	EN-GJS-400-18-LT	0.7043	SNG 370/17	-	0717-12	-	FGS 370-17	-	-	-
	K3.1.C.UT	09.1	EN-GJS-350-22-LT	0.7033	-	-	0717-15	-	-	-	-	-
	K3.1.C.UT	09.1	EN-GJS-800-7	0.7050	SNG 500/7	-	0727	80-55-06	FGS 500-7	GS 500	FGE 50-7	FCD500
	K3.2.C.UT	09.2	EN-GJS-600-3	0.7060	SNG 600/3	-	0732-03	-	FGS 600-3	-	-	FCD600
	K3.3.C.UT	09.2	EN-GJS-700-2	0.7070	SNG 700/2	-	0737-01	100-70-03	FGS 700-2	GS 700-2	FGS 70-2	FCD700
	K3.5.C.UT	-	EN-GJSA-XNiCr20-2	0.7660	Grade S6	-	0776	A43D2	S-NC 202	-	-	-
	Fundición de grafito compactado											
	K4.1.C.UT	-	EN-GJV-300									
	K4.1.C.UT	-	EN-GJV-350									
	K4.2.C.UT	-	EN-GJV-400									
	K4.2.C.UT	-	EN-GJV-450									
	K4.2.C.UT	-	EN-GJV-500									
	Fundición dúctil austemperizada											
	K5.1.C.NS	-	EN-GJS-800-8	-	-	-	-	ASTM A897 No. 1	-	-	-	-
	K5.1.C.NS	-	EN-GJS-1000-5	-	-	-	-	ASTM A897 No. 2	-	-	-	-
	K5.2.C.NS	-	EN-GJS-1200-2	-	-		-	ASTM A897 No. 3	-	-	-	-
	K5.2.C.NS	-	EN-GJS-1400-1	-	-	-	-	ASTM A897 No. 4	-	-	-	-
	K5.3.C.NS	-	-	-	-	-	-	ASTM A897 No. 5	-	-	-	-

Fundición

SPA

Lista de referencia cruzada de materiales

ISO	MC	CMC	País									
			Europa	Alemania	Gran Bretaña		Suecia	EE. UU.	Francia	Italia	España	Japón
			Estándar									
			DIN EN	W.-nr.	BS	EN	SS	AISI/SAE/ASTM	AFNOR	UNI	UNE	JIS
N	**Aleaciones con base de aluminio**											
Metales no-férreos	N1.3.C.AG	30.21	G-AlSi9MGWA	3.2373	-	-	4251	SC64D	A-S7G	-	-	C4BS
	N1.3.C.UT	30.21	G-ALMG5	-	LM5	-	4252	GD-AlSi12	A-SU12	-	-	AC4A
	N1.3.C.UT/N1.3.C.AG	30.21/30.22	-	-	LM25	-	4244	356.1	-	-	-	A5052
	N1.3.C.UT	-	GD-AlSi12	-	-	-	4247	A413.0	-	-	-	A6061
	N1.3.C.AG	-	GD-AlSi8Cu3	-	LM24	-	4250	A380.1	-	-	-	A7075
	N1.3.C.UT	-	G-AlSi12(Cu)	-	LM20	-	4260	A413.1	-	-	-	ADC12
	N1.3.C.UT	-	G-AlSi12	-	LM6	-	4261	A413.2	-	-	-	-
	N1.3.C.AG	-	G-AlSi10Mg(Cu)	-	LM9	-	4253	A360.2	-	-	-	-
S	**Aleaciones con base de níquel**											
Superaleaciones termorresistentes	S2.0.Z.AG	20.22	S-NiCr13A16MoNb	LW2 4670	mar-46	-	-	5391	NC12AD	-	-	-
	S2.0.C.UT	20.24	NiCo15Cr10MoAlTi	LW2 4674	-	-	-	AMS 5397	-	-	-	-
	S2.0.Z.AG	20.22	NiFe35Cr14MoTi	LW2.4662	-	-	-	5660	ZSNCDT42	-	-	-
	S2.0.Z.AG	20.22	NiCr19Fe19NbMo	LW2.4668	HR8	-	-	5383	NC19eNB	-	-	-
	S2.0.Z.AG	20.22	NiCr20TiAk	2.4631	Hr401.601	-	-	-	NC20TA	-	-	-
	S2.0.Z.AG	20.22	NiCr19Co11MoTi	2.4973	-	-	-	AMS 5399	NC19KDT	-	-	-
	S2.0.Z.AG	20.22	NiCr19Fe19NbMo	LW2.4668	-	-	-	AMS 5544	NC20K14	-	-	-
	S2.0.Z.AN	20.21	-	2.4603	-	-	-	5390A	NC22FeD	-	-	-
	S2.0.Z.AN	20.21	NiCr22Mo9Nb	2.4856	-	-	-	5666	NC22FeDNB	-	-	-
	S2.0.Z.AN	20.21	NiCr20Ti	2.4630	HR5.203-4	-	-	-	NC20T	-	-	-
	S2.0.Z.AG	20.22	NiCu30AL3Ti	2.4375	3072-76	-	-	4676	-	-	-	-
	Base de cobalto											
	-	-	CoCr20W15Ni	-	-	-	-	5537C, AMS	KC20WN	-	-	-
	S3.0.Z.AG	20.32	CoCr22W14Ni	LW2.4964	-	-	-	5772	KC22WN	-	-	-
	Aleaciones de titanio											
	S4.2.Z.AN	23.22	TiAl5Sn2.5	3.7115.1	TA14/17	-	-	UNS R54520	T-A5E UNS R56400	-	-	-
	S4.2.Z.AN	23.22	TiAl6V4	3.7165.1	TA10-13/TA28	-	-	UNS R56401	T-A6V	-	-	-
	S4.3.Z.AN	23.22	TiAl5V5Mo5Cr3	-	-	-	-	-	-	-	-	-
	S4.2.Z.AN	23.22	TiAl4Mo4Sn4Si0.5	3.7185	-	-	-	-	-	-	-	-
			Nombres comerciales									
			Aleaciones con base de hierro									
	S2.0.Z.UT/S2.0.Z.AN	20.11	Incoloy 800									
			Aleaciones con base de níquel									
	S2.0.Z.AN	20.2	Haynes 600									
	S2.0.Z.AN	20.2	Nimocast PD16									
	S2.0.Z.AG	20.2	Nimonic PE 13									
	S2.0.Z.AG	20.2	Rene 95									
	S2.0.Z.AN	20.21	Hastelloy C									
	S2.0.Z.AN	20.21	Incoloy 825									
	S2.0.Z.AN	20.21	Inconel 600									
	S2.0.Z.AN	20.21	Monel 400									
	S2.0.Z.AG	20.22	Inconel 700									
	S2.0.Z.AG	S2.0.Z.AG	Inconel 718									
	S2.0.Z.AG	20.22	Mar – M 432									
	S2.0.Z.AG	20.22	Nimonic 901									
	S2.0.Z.AG	20.22	Waspaloy									
	S2.0.C.NS	20.24	Jessop G 64									
			Base de cobalto									
	S3.0.Z.AG	20.3	Air Resist 213									
	S3.0.Z.AG	20.3	Jetalloy 209									
H	**Materiales templados**											
Materiales templados	H1.2.Z.HA	04.1	X100CrMo13	1.4108	-	-	2258 08	440A	-	-	-	C4BS
	H1.3.Z.HA	04.1	X110CrMoV15	1.4111	-	-	2534 05	610	-	-	-	AC4A
	H1.2.Z.HA	04.1	X65CrMo14	-	-	-	2541 06	0-2	-	-	-	AC4A

Clave de códigos para CoroMill® Plura

R	A	21	5	.	3	A	-	100	30	–	A	C	22	H
1	2	3	4		5	6	7	8	9	10	11	12	13	14

1 Dirección de rotación

R A derecha
L A izquierda

2 Sistema de medición

A Versión en pulgadas

3 Tipo de herramienta

21 Fresa para ranurar

4 Función de taladrado

5 Sin taladrar
6 Taladrado

6 Número de dientes

1-9 de 1 a 9 dientes
A-Z De 10 a 32 dientes

7 **Refrigerante**

C = Suministro de refrigerante interior
- = Suministro de refrigerante exterior

8 Diámetro de corte

Herramientas en pulgadas
Diámetro de corte DC en 1/64 pulg.

Ejemplo: 10 = 5/32 pulg

Herramientas métricas
Diámetro de corte DC en 1/10 mm.

Ejemplo: 100 = 10.0 mm

9 Ángulo helicoidal

Grado de hélice redondeado a los 5 grados más próximos

12 Longitud del mango

S Mango de diseño corto
C Mango extra largo
K Longitud de mango > "C"
L Longitud de mango > "K"
X Longitud de mango > "L"
E Corto LF y LU
I Media LF, media LU
J Media LF, long. LU
O Long. LF, long. LU
P Long. LF, long LU

13 Profundidad máx. de corte, a_p

Herramientas en pulgadas
Longitud de corte en 1/16 pulg
Si DC < 1/8 en 1/64 pulg
Ejemplo: 09 = 9/16 pulg para DC 3/16 pulg

Herramientas métricas
Longitud de corte en mm
Si D_c o D_{c2} < 3mm en 1/10 mm
Ejemplo:
07 = 7 mm para DC 6 mm
70 = 7 mm para DC 2.5 mm

SPA

Clave de códigos para CoroMill® Plura

5 Diseño básico de la fresa para ranurar

0 Fresa para ranurar y achaflanar cóncava	**6** Radio completo con forma esférica
1 Forma cuadrada con / sin chaflán del vértice, tolerancias estrechas a DC	**7** Cónica
2 Forma cuadrada con radio de esquina	**8** Fresa para ranurar y achaflanar de 45°
3 Forma cuadrada con/sin chaflán	**9** Fresa para ranurar y achaflanar de 30°
4 Radio completo (punta esférica), 6 o menos dientes	**H** Fresa de ranurar de gran avance
5 Fresa cónica punta de bola (6 o menos dientes)	**T** Fresa de ranurar para torno-fresado

10 Radio de punta/Ángulo cónico

Radio de punta				**Ángulo cónico**	
Herramientas métricas – Nº de radios		Herramientas en pulgadas – Nº de radios		Herramientas métricas – Sin radio/Ángulo	
A	<0.5 mm	A	1/64 pulg.	M	0.5°
B	0.5 mm	B	1/32 pulg.	N	1°
C	1.0 mm	C	3/64 pulg.	O	1.5°
D	1.5 mm	D	1/16 pulg.	P	2°
E	2.0 mm	E	5/64 pulg.	Q	2.5°
F	2.5 mm	F	3/32 pulg.	R	3°
etc.		etc.		S	3.5°
				T	4°
				etc.	

11 Tipo de mango

A Cilíndrico

B Weldon

C Cilíndrica con cuello

E-J Cilíndrico con cuello (longitud del cuello/DC, mm)

E = 0.1 - 1.9 H = 6.0 - 7.9

F = 2.0 - 3.9 I = 8.0 - 9.9

G = 4.0 - 5.9 J = 10 - 11.9

Y = Cilíndrico con iLock

14 Tipo de geometría

	Filo de corte	**TW % de DC**	**Angulo de desprendimiento γ°**
K	Kordell	50-60	9°-12°
B	Rompevirutas	60	4°-7°
U	Kordell	<50	9°-12°
A	Recto	<45	12°-15°
P	Recto	45-55	9°-12°
N	Recto	56-65	9°-12°
L	Recto	66-75	4°-12°
G	Recto	50-75	-3°-3°
H	Recto	>75	<-3°
C	Buriladora de compresión		

TW = Diámetro del núcleo

Clave de códigos para CoroMill® Plura

2	S	3	4	0	–	1200	–	200	–	M	A	1640
1	2	3	4	5		6		7	8	9	10	11

1 Serie

1: Versátiles
2: Optimizadas

2 Geometría frontal

S: Radio de punta recto, corte central

F: Radio de punta recto, sin corte central

P: Recta, corte central

N: Recta, sin corte central

B: Punta esférica

C: Herramientas para achaflanar

H: Fresa de alto avance

U: Radio de chaflán

T: Fresa para tornear

3 Ángulo helicoidal de la ranura

0: 0°<FHA≤15°
1: 15°<FHA≤25°
2: 25°<FHA≤35°
3: 35°<FHA≤45°
4: 45°<FHA≤55°
5: 55°<FHA≤65°

4 Longitud media de corte del tipo de herramienta (APMX/DC)

0: 0-0.5 x DC
1: 0.6-1.0 x DC
2: 1.1-1.5 x DC
3: 1.6-2.0 x DC
4: 2.1-2.5 x DC
5: 2.6-3.0 x DC
6: 3.1-3.5 x DC
7: 3.6-4.0 x DC
8: 4.1-5.0 x DC
9: > 5.0 x DC

5 Número consecutivo para diferenciar entre los códigos del tipo de herramienta

6 Diámetro de corte (DC) en 1/100.

P. ej., 1200 = 12.00 mm

7 Radio de punta, chaflán o radio de chaflán en 1/100.

P. ej., Radio de punta 200 = 2 mm.
P. ej., Chaflán 045 = 45°

8 Refrigerante

- Sin refrigerante
C: Refrigerante de salida radial
A: Refrigerante de salida axial

9 Material ISO principal

P: ISO P
K: ISO K
M: ISO M
S: ISO S
H: ISO H
N: ISO N
O: ISO O
X: Multi

10 Mango

A: Cilíndrico
B: Weldon
C: Cilíndrica con cuello
D: Weldon con cuello
G: Subdimensionado

11 Calidad

SPA

Clave de códigos para cabezas de fresado intercambiables, CoroMill® 316

A	316	–	12	S	M	4	50	C	120	05	P
1	2		3	4	5	6	7	8	9	10	11

1 Sistema de medición	
A =	Versión en pulgadas

2 Nombre de la gama	
Ejemplo:	316 = CoroMill® 316

3 Tamaño de acoplamiento	
EH, tamaño de acoplamiento	
Ejemplo:	12 = E12

4 Diseño básico	
S =	Recto = 90°
F =	Recto sin corte en el centro
B =	Punta esférica
C =	Herramientas para achaflanar
H =	HFC (fresa de alto avance)
U =	Radio de chaflán

5 Longitud de cabeza	
M =	Medio

6 Número de filos	
Ejemplo:	ZEFP = 4

7 Ángulo helicoidal	
Grado de la hélice	

8 Refrigerante	
-	Sin refrigerante
C	Refrigerante de salida radial
A	Refrigerante de salida axial

9 Diámetro de corte	
Herramientas métricas	
Ejemplo:	120 = 12.0 mm
Herramientas en pulgadas	
Ejemplo:	050 = 0.5 pulg.

10 Radio de punta	
Herramientas métricas	
Ejemplo:	05 = RE 0.5 mm
Herramientas en pulgadas	
Ejemplo:	04 = RE 0.4 mm (.015")

11 Geometría

Geometría	Ángulo de desprendimiento	Diámetro de núcleo	
P	9-12°	50%	
L	4-12°	70%	
G	-3-3°	70%	
K	9-12°	60%	Kordell
A	12-15°		
D	-10°-0°		

Clave de código para fresas de ranurar y roscar CoroMill® Plura

R	21	7	.	1	5	C	100	300	A	K	30	N
1	2	3		4	5	6	7	8	9	10	11	12

1 Dirección de rotación

R A derecha

2 Tipo de herramienta

21 Fresa para ranurar

3 Función

7 Fresado de roscas

4 Tipo de rosca

1= Rosca métrica/métrica fina y MJ interior

2= Rosca métrica/métrica fina exterior

3= Rosca interior UNC/UNF

4= UNC/UNF roscado exterior

5= NPT rosca interior

6= NPT roscado exterior

7= Rosca interior NPTF

8= NPTF roscado exterior

9= Rosca interior G

0= Rosca exterior G

5 Número de dientes

1-9 de 1 a 9 dientes

6 Suministro de refrigerante

C Refrigerante interior

- Sin refrigerante a través

7 Diámetro de la herramienta

Diámetro de corte en 1/10 mm

8 Paso

Pasos de 1/100 mm

9 Tipo de mango

A Mango cilíndrico

B Mango Weldon

C Mango cilíndrico con chaflán

10 Longitud del mango

S Mango de diseño corto
C Mango extra largo
K Longitud de mango > "C"
L Longitud de mango > "K"
X Longitud de mango > "L"

11 Profundidad máx. de corte, a_p

Profundidad de corte en mm
(Si D_c o D_{c2} < 3 mm en 1/10 mm)

12 Tipo de geometría

N hélice de 10°, rosca interior con ángulo de desprendimiento 9-12°

H hélice 30°, rosca interior con ángulo de desprendimiento < 0°

P Ángulo helicoidal 15°, desprendimiento de 9-10°

S Ángulo helicoidal 15°, desprendimiento de 4-5°

SPA

Clave de códigos para machos

T200	–	S	D	100	D	A	–	M3
1		2	3	4	5	6		7

1 Gama de productos

2 Material ISO

P = Acero
M = Acero inoxidable
K = Fundición
S = Superaleaciones termorresistentes

H = Material templado

N = Material no férreo

X = Material cruzado

3 Nivel de material

E = Fácil
M = Medio
D = Difícil

4 Número

1 0 0

Núm. diferente para:
mango reforzado o recto
chaflán, herramienta, refrigerante, etc. diferentes

5 Std

D = DIN
A = ANSI y DIN/ANSI
J = JIS
I = ISO

6 Forma de rosca

A = M
B = MF
C = MJ
D = UN
E = UNC
F = UNF
G = UNEF
H = UNJC
I = UNJF
J = UNS
K = G
L = NPT
M = NPTF
N = NPSF
O = NPSM
P = EGM
Q = EGMF
R = EGUNC
S = EGUNF
T = PG
U = R
V = Rc
X = Rp
Y = BA
Z = EGUNJF

7 Dimensión

Paso solo cuando sea necesario, como en MF.

M3
M10x125 (El tamaño del paso no presenta decimales)

CNSC

Código del tipo de entrada de refrigerante

Código	Descripción	Imagen
0	Sin refrigerante	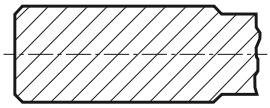
1	Entrada concéntrica axial	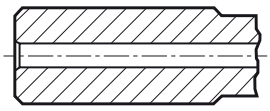
2	Entrada radial	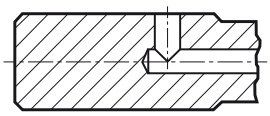
3	Entrada concéntrica axial y entrada radial	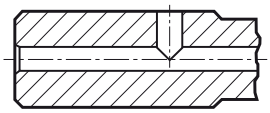
4	Entrada concéntrica axial en círculo	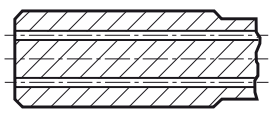
5	Entrada radial antes del adaptador	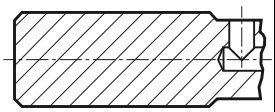
6	Descentralizado sobre la brida	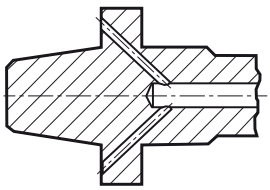
7	Descentralizado sobre la brida y axial	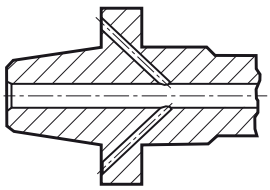
8	Descentralizado sobre las ranuras del mango	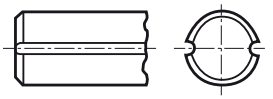

CXSC

Código del tipo de salida de refrigerante

Código	Descripción	Imagen
0	Sin salida de refrigerante	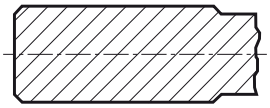
1	Salida concéntrica axial	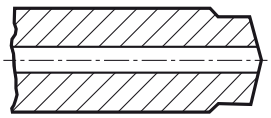
2	Salida radial	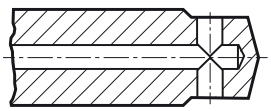
3	Salida inclinada axial	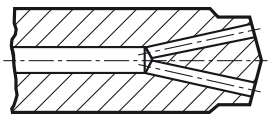
4	Concéntrica axial en círculo	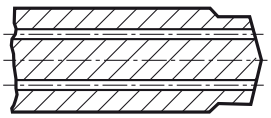
5	Salida inclinada axial con boquilla, ajustable	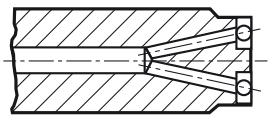
6	Salida descentralizada con boquilla, ajustable	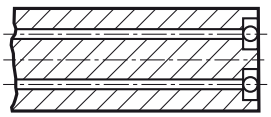
7	Descentralizado sobre las ranuras del mango	
8	Salida axial o descentralizada con boquilla, ajustable	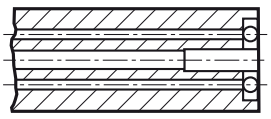

Código	Página
1B230-XA	A32
1B231-XA	A33
1B232-XA	A33
1B240-XA	A34
1C050-XA	A36
1C050-XB	A36
1P220-XA	A12
1P220-XB	A13
1P221-XA	A14
1P221-XB	A15
1P222-XA	A16
1P222-XB	A16
1P230-XA	A17-A18
1P230-XB	A17
1P231-XA	A19
1P231-XB	A20
1P240-XA	A21
1P240-XB	A21
1P250-XA	A22
1P250-XB	A22
1P251-XA	A23
1P251-XB	A23
1P260-XA	A24
1P260-XB	A24
1P330-XA	A26
1P330-XB	A26
1P340-XA	A30
1P340-XB	A30
1P341-XA	A27
1P341-XB	A27
1P360-XA	A28
1P370-XA	A28
1U000-XA	A37
2B230-NA	A114
2B320-NG	A112
2B330-NC	A113
2F210-SC	A140
2F340..CSC	A59
2F340..CSD	A62
2F340..SC	A60-A61
2F340-SD	A62
2F341-SC	A63
2F341-SD	A64
2F342-PC	A40
2F342-PD	A42
2F440-ASD	A78
2H310-SC	A140
2N342-PC	A41
2N342-PD	A43
2P050-OA	A123
2P051-OA	A122
2P120-NC	A86
2P121-NC	A87
2P122-NC	A87
2P123-NG	A88
2P160-NA	A86
2P170-NA	A88
2P210-NC	A92
2P211-PC	A106
2P212-PC	A106
2P230-NA	A91
2P231-NA	A91
2P232-NA	A89
2P340-PA	A54
2P340-PB	A54
2P341-MA	A57
2P342..CMB	A48
2P342-CMA	A50
2P342-PA	A46
2P342-PB	A44
2P350-OA	A125
2P360-PA	A55
2P370-PB	A56
2P440-SD	A80
2P460-NA	A124
2P460-OA	A126

Código	Página
2S220-NC	A90
2S221-NG	A90
2S340-MA	A58
2S342..CMA	A51-A52
2S342..CMB	A49
2S342-PA	A47
2S342-PB	A45
2S440-SD	A79
316..BM..DG	A163
316..BM..G	A163
316..BM2..G	A162
316..CM..G	A168
316..CM2..G	A169
316..FL..L	A151
316..FM..D	A172
316..FM..L	A165-A166
316..HM..C..P	A153
316..HM..D	A172
316..HM..P	A154
316..SL..P	A143, A145
316..SM..A	A158
316..SM..C..P	A147
316..SM..K	A160
316..SM..P	A148
316..SM2..P	A156
316..UM..G	A170
326..VM-TH	A175
326-CH	A174
400.1..A1-NM	B67
400.4..A1-NM	B67
430.1..A1-NM	B68
430.4..A1-NM	B68
435.B..A1-XF	D3
435.T..A1-XF	D4
452.1-C	B63
452.1-CM	B64
452.4-CM	B64
452.C1-C	B65
452.R-CM	B65
460.1..A0-XM	B13-B17
460.1..A1-XM	B4-B12
830	D13
830A	D12
830B	D12
835.B..A1-MF	D9
835.B..A1-PF	D6
835.T..A1-MF	D10
835.T..A1-PF	D7
860.1..A0-GM	B20, B22-B24
860.1..A1	B29-B35
860.1..A1-GM	B19-B24
860.1..A1-MM	B37-B40
860.1..A1-NM	B42-B44
860.1..A1-SM	B46-B49
860.1..B0-GM	B20, B22-B24
860.1..B1-GM	B19-B24
860.1..C0-GM	B25-B26
860.1..C1-GM	B19-B24
860.1..D0-GM	B25-B26
860.1..G1-GM	B20, B22-B24
860.2..B1-GM	B25-B26
860.2..C1-GM	B25-B26
860.2..E1-GM	B27
861.1..A1-GM	B52-B55
861.1..A1-GP	B51
862.1..A1-GM	B57
863.1..A0-O	B60
863.1..A1-N	B59
863.1..A1-OS	B59
863.1..B1-MS	B61
863.1..B1-OS	B61
A	
A316..BM..G	A163
A316..BM2..G	A162
A316..CM..G	A168
A316..CM2..G	A169

Código	Página
A316..FL..L	A151
A316..FM..L	A165
A316..HM..C..P	A153
A316..HM..P	A154
A316..SL..P	A144
A316..SM..C..P	A147
A316..SM..K	A160
A316..SM..P	A149
A316..UM..G	A170
A326..VM-TH	A175
A326-CH	A174
E	
E195	C22
E207	C20
E212	C21
E245	C22
E258	C20
E263	C21
E301	C39
E302	C40
E305	C41
E306	C42
E308	C43
E309	C41
E310	C41
E314	C102
E315	C44
E316	C102
E317	C48
E323	C52
E324	C73
E326	C73
E344	C79
E345	C79
E346	C107
E347	C107
E362	C137
E363	C121
E364	C88
E404	C108
E416	C71
E454	C80
E455	C80
E615	C26
E616	C9
E736	C138
E738	C138
E852	C81
E854	C74
E862	C109
E864	C103
E872	C94
E873	C97
E874	C91
E882	C130
E883	C136
E884	C127
E885	C133
E890	C47
E891	C49
E892	C50
E893	C51
EP03P	C75-C76
EP03PA	C78
EP09P	C77
EP13P	C86
EP13PA	C87
EP23PA	C93
EP29PA	C92
EX03P	C104
EX03PA	C106
EX09P	C105
EX13P	C118-C119
EX13PA	C120
EX23PA	C128
EX29PA	C129

Código	Página
EX33PA	C134
EX39PA	C135
R	
R215.2x..AC..H	A101
R215.34C..BC..P	A72
R215.3x..30AC..H	A100
R215.3x..50AC..H	A100
R215.3x..50-AC..L	A102
R215.Hx..AC..H	A66
R215.Hx..AC..P	A68
R215.Hx..AK..P	A67
R216.22..AI..G	A82
R216.24..AI..G	A82
R216.2x..50CC..P	A76
R216.2x..AJ..G	A82
R216.2x..AK..H	A70
R216.2x..AK..P	A73
R216.2x..AP..G	A83
R216.2x..BC..P	A77
R216.2x..CK/L..P	A74
R216.3x..30-AE..G	A106
R216.3x..30-AI..G	A106
R216.3x..30-AJ..G	A106
R216.3x..30-BC..B	A94
R216.3x..30-BS..K	A96
R216.3x..40-AC..U	A95
R216.3x..40-AJ..U	A95
R216.3x..40-BC..K	A96
R216.3x..50-AK..H	A71
R216.3x..50-AK..P	A75
R216.3x..50-BC..P	A77
R216.3x..60-AC..L	A103
R216.3x..CC/K..K	A97
R216.3xC..40-DC..K	A98
R216.3xC..40-DS..K	A98
R216.42..30-..C..G	A110
R216.42..30-AI..G	A115
R216.42..30-AS/C..G	A118
R216.44..30-AI..G	A118
R216.4x..30-AC..G	A119
R216.4x..30-AE..G	A108
R216.4x..30-AJ..G	A109
R216.4x..30-AK..A	A112
R216.4x..30-AK..G	A115
R216.4x..30-AO..G	A108
R216.4x..30-AP..G	A116
R216.4x..30-AQ..G	A116
R216.52/3..AL..G	A117
R216.54..AL..G	A117
R216.62..30-AO..G	A120
R216.64..30-AO..G	A120
R217.1x..AC..H	A134
R217.1x..AC..M	A132
R217.1x..AC..N	A130
R217.1x..AC..P	A131
R217.1x..AC..S	A133
R217.1x..CC..K	A129
R217.1xC..AC/K..H	A134
R217.1xC..AC/K..N	A128
R217.3x..AC..P	A136
R217.3xC..AC..M	A135
R217.5x..AC..N	A137
R217.7x..AC..N	A137
R217.9x..BC..N	A138
RA215.2x..AK/L..L	A104
RA216.2x..AK..G	A84
RA216.2x..AK..H	A70
RA216.2x..AK..P	A73
RA216.4x..AK..G	A119
T	
T100	C55
T100-KM100AA	C58
T100-KM100AB	C65
T100-KM100AE	C67
T100-KM100AF	C69
T100-KM100DA	C56
T100-KM100DB	C64
T100-KM101AA	C58
T100-KM101AB	C65
T100-KM101AE	C67
T100-KM101AF	C69
T100-KM101DA	C56
T100-KM102AA	C58
T100-KM102AE	C67
T100-KM102AF	C69
T100-KM102DA	C56
T100-KM102DB	C64
T100-KM103AA	C58
T100-KM103AE	C67
T100-KM103AF	C69
T100-KM103DA	C56
T100-KM104AA	C59
T100-KM104AB	C66
T100-KM104AE	C68
T100-KM104AF	C70
T100-KM104DA	C57
T100-KM104DB	C62
T100-KM105AA	C59
T100-KM105AB	C66
T100-KM105AE	C68
T100-KM105AF	C70
T100-KM105DA	C57
T100-KM106AA	C59
T100-KM106AE	C68
T100-KM106AF	C70
T100-KM106DA	C60
T100-KM106DB	C62
T100-KM107AA	C59
T100-KM107AE	C68
T100-KM107AF	C70
T100-KM107DA	C60
T100-KM108AA	C59
T100-KM108AB	C66
T100-KM108AE	C68
T100-KM108AF	C70
T100-KM108DA	C60
T100-KM108DB	C62
T100-KM109AA	C59
T100-KM109AB	C66
T100-KM109AE	C68
T100-KM109AF	C70
T100-KM109DA	C60
T100-NM100DA	C61
T100-NM101DA	C61
T101	C54
T105	C110
T106	C110
T110	C55
T115	C45
T116	C46
T120	C63
T200-NM100AA	C85
T200-NM100AE	C96
T200-NM100AF	C96
T200-NM100DA	C84
T200-NM101DA	C84
T200-SD100AE	C95
T200-SD100AF	C98
T200-SD100AH	C99
T200-SD100AI	C100
T200-SD100DA	C82
T200-SM100DA	C83
T200-SM100DB	C89
T200-SM100DC	C90
T200-SM100DI	C100
T200-SM101DA	C83
T200-XM100AA	C10
T200-XM100AB	C13
T200-XM100AE	C15
T200-XM100AF	C17
T200-XM100DA	C7
T200-XM100DB-MF	C11-C12
T200-XM100DE	C14
T200-XM100DF	C16
T200-XM100DK	C18
T200-XM101AA	C10
T200-XM101AB	C13
T200-XM101AE	C15
T200-XM101AF	C17
T200-XM101DA	C7
T200-XM101DE	C14
T200-XM101DF	C16
T200-XM104DA	C8
T200-XM105DA	C8
T300-NM100AA	C117
T300-NM100AE	C131
T300-NM100AF	C131
T300-NM100DA	C114, C116
T300-NM100DB	C124
T300-NM101AA	C117
T300-NM101DA	C115-C116
T300-NM101DA (FHA35)	C116
T300-SD100DA	C111
T300-SD100DB	C122
T300-SD100DC	C125
T300-SD100DE	C126
T300-SD100DF	C132
T300-SD100DH	C139
T300-SD100DI	C140
T300-SD100DZ	C142
T300-SD101DA	C112
T300-SM100DA	C113
T300-SM100DB	C123
T300-SM100DC	C125
T300-SM100DI	C140
T300-SM100DS	C141
T300-SM101DA	C113
T300-XM100AA	C25
T300-XM100AB	C29
T300-XM100AE	C31
T300-XM100AF	C34
T300-XM100AL	C37
T300-XM100AM	C37
T300-XM100DA	C23
T300-XM100DB	C27-C28
T300-XM100DE	C30
T300-XM100DF	C33
T300-XM100DK	C36
T300-XM101AA	C25
T300-XM101AB	C29
T300-XM101AE	C31
T300-XM101AF	C34
T300-XM101DA	C23-C24
T300-XM101DE	C30
T300-XM101DF	C33
T300-XM102AA	C25
T300-XM102AB	C29
T300-XM102AE	C31
T300-XM102AF	C34
T300-XM102DA	C24
T300-XM103AA	C25
T300-XM103AB	C29
T300-XM103AE	C32
T300-XM103AF	C35
T300-XM103DA	C24
T300-XM104DA	C24
T300-XM105DA	C24
T400-NM100DA	C147
T400-PM100AA	C146
T400-PM100AE	C150
T400-PM100AF	C152
T400-PM100DA	C144
T400-PM100DB	C148
T400-PM101AE	C150
T400-PM101AF	C152
T400-PM101DA	C144
T400-PM101DB	C149
T400-PM102AE	C151

SPA

Código	Página	Código	Página	Código	Página
T400-PM102AF	C153				
T400-PM102DA	C144				
T400-PM102DB	C149				
T400-PM103AE	C151				
T400-PM103AF	C153				
T400-PM103DA	C145				
T400-PM104DA	C145				